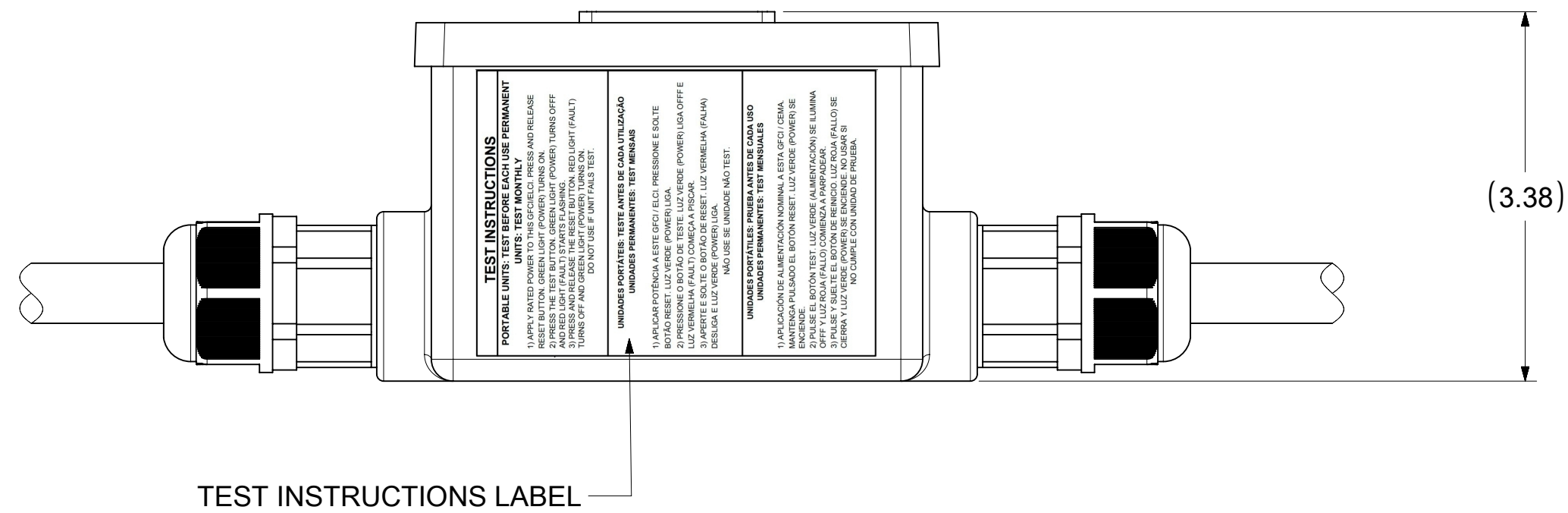
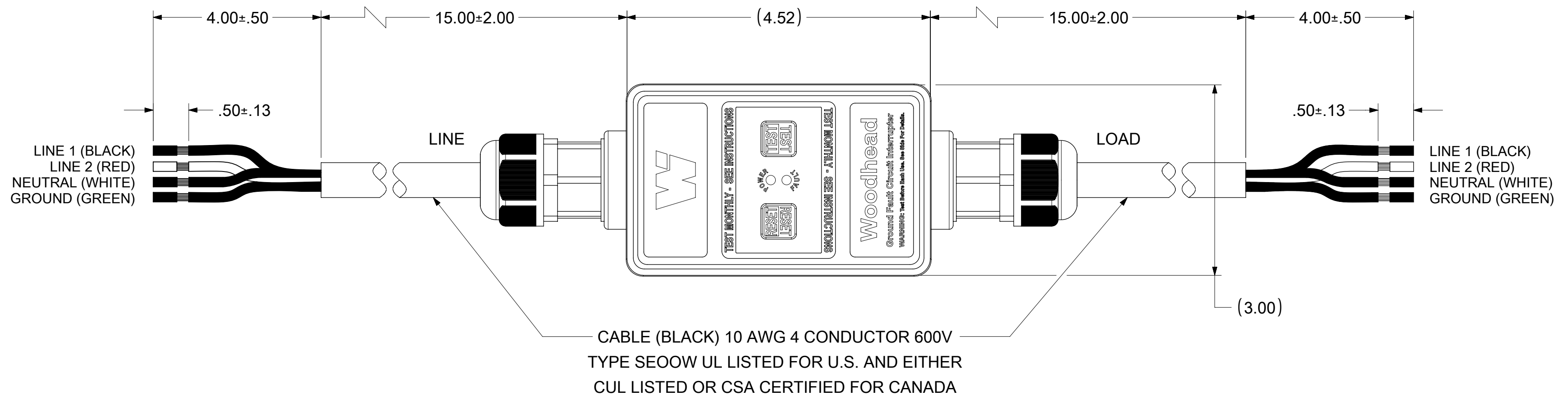


SPLIT PHASE (120 / 208 VOLTS, 120 / 240 VOLTS) (4-WIRE)



TECHNICAL

LISTED: UL & CSA  
 RATED SUPPLY VOLTAGE: 120/208VAC, 120/240VAC  
 RATED CURRENT: UP TO 30 AMPS  
 RESET TYPE: AUTOMATIC OR MANUAL  
 OPERATING FREQUENCY: 60 Hz  
 TYPE: CLASS A  
 GROUND TRIP CURRENT: 5mA +/- 1mA  
 OVERLOAD CURRENT: 180 AMPS, 0.45PF  
 INSULATION VOLTAGE: 1,500 VRMS - 1 MINUTE  
 ENDURANCE OPERATIONS: 3000 OPERATIONS  
 ENCLOSURE: NEMA 4X/6P

OLD DOCUMENT NO. SD-130153-040

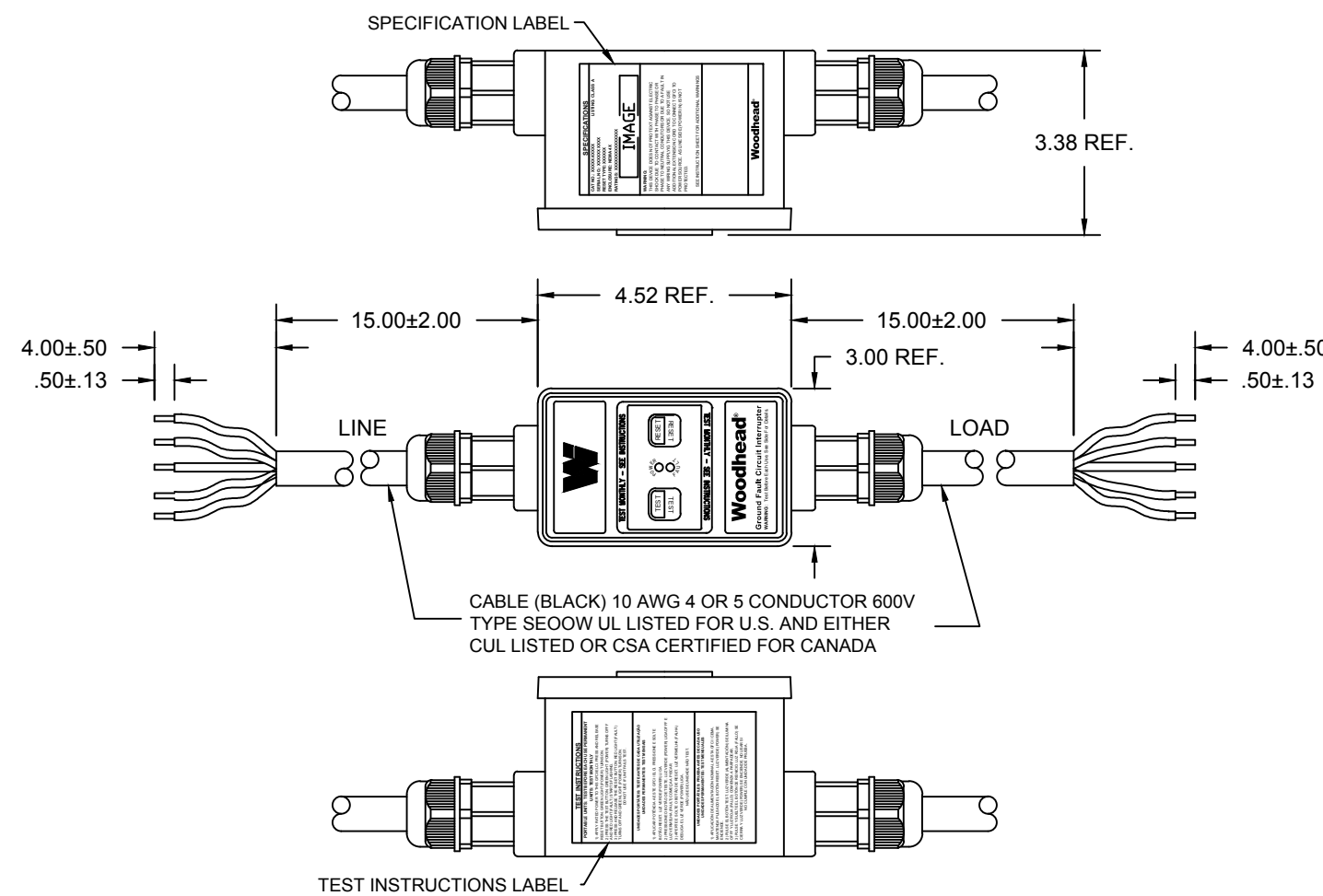
RESET TYPE	MATERIAL NO.	ENGINEERING NO.	NORTH SHORE SAFETY NO	PHASE
MANUAL	1301530247	30053-0M6P	PGFI-C30AN	SPLIT PHASE
AUTOMATIC	1301530251	30053-0A6P	PGFI-C31AN	SPLIT PHASE

FUNCTIONAL SYMBOLS	THIS DRAWING CONTAINS INFORMATION THAT IS PROPRIETARY TO MOLEX ELECTRONIC TECHNOLOGIES, LLC AND SHOULD NOT BE USED WITHOUT WRITTEN PERMISSION			
	DIMENSION UNITS	SCALE	CURRENT REV DESC: MIGRATION TO ECTR/NX	
DIVISIONAL SYMBOLS	INCH	NTS		
	GENERAL TOLERANCES (UNLESS SPECIFIED)			
	4 PLACES	±	MM	INCH
	3 PLACES	±		
	2 PLACES	±		
	1 PLACE	±		
	0 PLACES	±		
	ANGULAR TOL	± °		
	DRAFT WHERE APPLICABLE MUST REMAIN WITHIN DIMENSIONS		THIRD ANGLE PROJECTION	DRAWING SERIES
			C-SIZE	130153

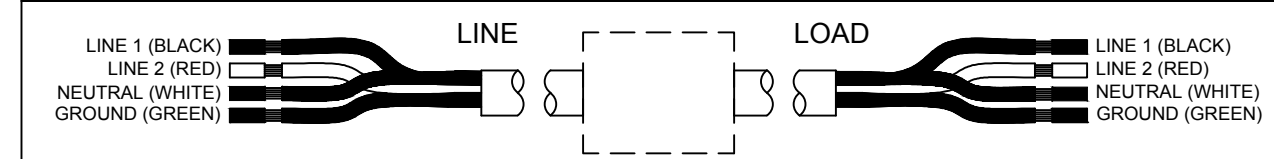
EC NO: 664991	2021/07/21		
DRWN: PPURSUTANDEL	2021/07/28		
CHK'D: DNGUYEN62	2021/07/29		
APPR: HKNEELAND	2021/07/29	30A, 120/240VAC INLINE GFCI SPLIT PHASE #10/4 CABLE	
PRODUCT CUSTOMER DRAWING			
DOCUMENT NUMBER	DOC TYPE	DOC PART	REVISION
1301530247	PSD	000	B2
MATERIAL NUMBER	CUSTOMER	SHEET NUMBER	
SEE TABLE	GENERAL MARKET	1 OF 1	

**TECHNICAL:**  
**RATED VOLTAGE:** 120VAC, 208VAC, 240VAC, 277VAC, 120/240VAC, 120/208VAC Dual Voltage, 120/208VAC 3Ø, 208VAC 3Ø, 240VAC 3Ø (277VAC non-U.L.)  
**OPERATING VOLTAGE RANGE:** 85% TO 110% OF RATED  
**CURRENT:** UP TO 30 AMPS OR WIRING DEVICE RATING  
**FREQUENCY:** 60Hz, 50Hz (AVAILABLE non-UL)  
**TRIP LEVEL:** 5 ± 1mA  
**PHASE:** SINGLE, DUAL VOLTAGE, AND THREE-PHASE  
**RESPONSE TIME:** 25 mS MAX. @500 OHM FAULT  
**DIELECTRIC WITHSTAND:** 1500 VRMS ACROSS CONTACT  
 4000 VRMS BETWEEN CONDUCTORS AND ENCLOSURE  
**SURGE WITHSTAND:** 6000V IMPULSE, 0.5 MICROSECOND RISE TIME 100KHZ RINGING FREQUENCY WITH 40% DECAY PER CYCLE  
**OPERATING TEMPERATURE RANGE:** -35°C TO +66°C (-31°F TO +151°F)  
**LEAKAGE CURRENT @ 93% HUMIDITY:** ZERO  
**OVERLOAD CURRENT:** 180 AMPS, 50% INDUCTIVE (25 CYCLES)  
**RF NOISE SUSCEPTIBILITY:** NORMAL OPERATION WITH 0.5 VRMS INJECTED ON POWER LINE WITH FREQUENCIES UP TO 450 MHz  
**CURRENT FILTERS:** SPECIFICALLY FILTERED TO MINIMIZE NUISANCE TRIPS IN WELDING, VARIABLE FREQUENCY DRIVE AND OTHER 'ELECTRICALLY NOISY' APPLICATIONS  
**LET GO LINE VOLTAGE:** 60% OF RATED  
**GROUNDING NEUTRAL DETECTION:** 2 OHMS OR LESS (ON APPLICABLE MODELS ONLY)

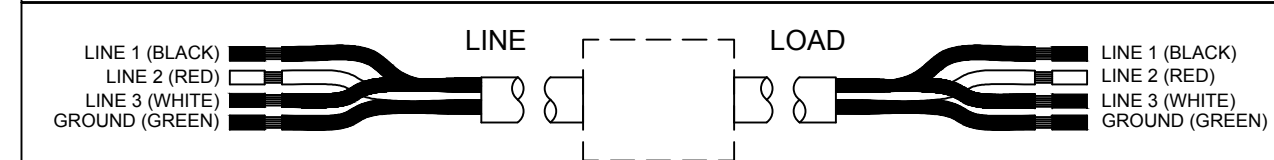
**GENERAL:**  
**CONSTRUCTION:** INDUSTRIAL GRADE DESIGN  
**TYPE:** CLASS A  
**POWER-UP TYPE:** AUTO OR MANUAL  
**ENDURANCE:** 5000 OPERATIONS MINIMUM AT RATED LOAD  
**OPEN NEUTRAL PROTECTION:** TRIPS UPON LOSS OF NEUTRAL (ON APPLICABLE MODELS ONLY)  
**GROUNDING NEUTRAL PROTECTION:** TRIPS IF GROUND AND NEUTRAL TOUCH AT LOAD SIDE (ON APPLICABLE MODELS ONLY)  
**POWER ON INDICATION:** LIGHTED GREEN LED  
**POWER OFF INDICATION:** BLINKING RED LED, PLUS OPTIONAL ANNUNCIATOR OF AC/DC OUTPUTS (ON APPLICABLE MODELS ONLY)  
**ENCLOSURE:** NEMA 4X/P6  
**MOUNTING TYPE:** PANEL, SURFACE AND PORTABLE  
**WIRING APPLICATION:** 3,4,5 WIRE SINGLE, SPLIT, AND 3-PHASE  
**WIRING CONNECTIONS:** PORTABLE (IN-LINE) AND PERMANENT (FIXED MOUNT) (SEE WIRING INSTRUCTIONS)  
**SWITCH INTERFACE:** DOUBLE INSULATED  
**LATCHING MECHANISM:** ELECTROMAGNETIC  
**FALSE TRIP DUE TO IMPACT:** NONE  
**AGENCY APPROVAL:** cULus, CSA, CSAus and cCSAus (U.L.943 and CSA C22.2 No. 144) (277VAC non-U.L.)



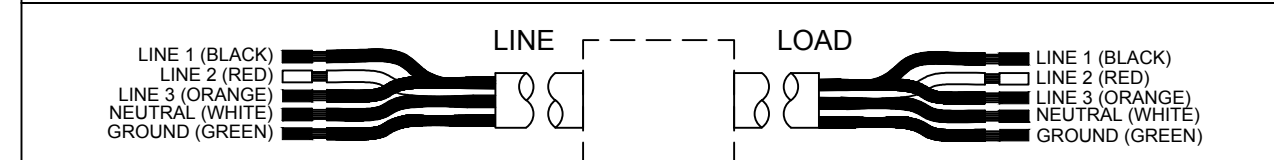
**FIGURE 1**  
**SPLIT PHASE (120 / 208 VOLTS, 120 / 240 VOLTS) (4-WIRE)**



**FIGURE 2**  
**THREE PHASE (NO NEUTRAL) (208 / 240 VOLTS) (4-WIRE)**



**FIGURE 3**  
**THREE PHASE (WITH NEUTRAL) (120 / 208 VOLTS) (5-WIRE)**



RESET TYPE	MATERIAL NO.	ENGINEERING NO.	PHASE	FIGURE
MANUAL	1301530247	30053-0M6P	SPLIT PHASE	FIGURE 1
	1301530248	30053-0M3P	THREE PHASE	FIGURE 2
	1301530249	30053-0M2P	THREE PHASE	FIGURE 2
	1301530250	30053-0M5P	THREE PHASE W/ NEUTRAL	FIGURE 3
AUTOMATIC	1301530251	30053-0A6P	SPLIT PHASE	FIGURE 1
	1301530252	30053-0A3P	THREE PHASE	FIGURE 2
	1301530253	30053-0A2P	THREE PHASE	FIGURE 2
	1301530254	30053-0A5P	THREE PHASE W/ NEUTRAL	FIGURE 3

UPDATED SPECS EC NO: IPG2014-1788 DRWN: BARDEN 2014/04/14 CHKD: HKNEELAN 2014/04/30 APPR: JFMURPHY 2014/03/27	QUALITY SYMBOLS ▽=0 ▽C=0	GENERAL TOLERANCES (UNLESS SPECIFIED)		DIMENSION STYLE		SCALE	DESIGN UNITS	THIRD ANGLE PROJECTION TITLE <b>PORTABLE GFCI WITH LEADS          30AMP SPLIT &amp; 3 PHASE          #10/4&amp;5 CABLE</b> Molex <b>MOLEX INCORPORATED</b> DOCUMENT NO. <b>SD-130153-040</b> SHEET NO. <b>1 OF 1</b>	
				INCH		NTS	INCH		
		4 PLACES	±---	±---	DRAWN BY	DATE	BARDEN 2014/01/07		
		3 PLACES	±---	±.005	CHECKED BY	DATE	HKNEELAN 2014/03/07		
2 PLACES	±0.13	±.010	APPROVED BY	DATE	JFMURPHY 2014/03/27				
1 PLACE	±0.25	±.020	ANGULAR ±.5°		MATERIAL NO.				
DRAFT WHERE APPLICABLE MUST REMAIN WITHIN DIMENSIONS				SEE CHART					
SIZE		THIS DRAWING CONTAINS INFORMATION THAT IS PROPRIETARY TO MOLEX INCORPORATED AND SHOULD NOT BE USED WITHOUT WRITTEN PERMISSION							