
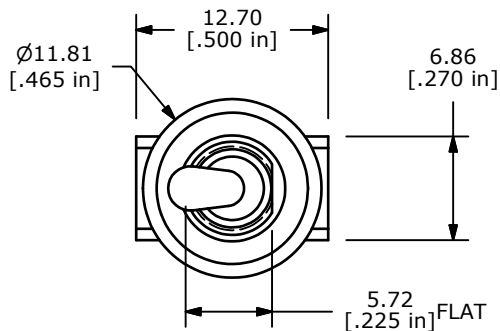
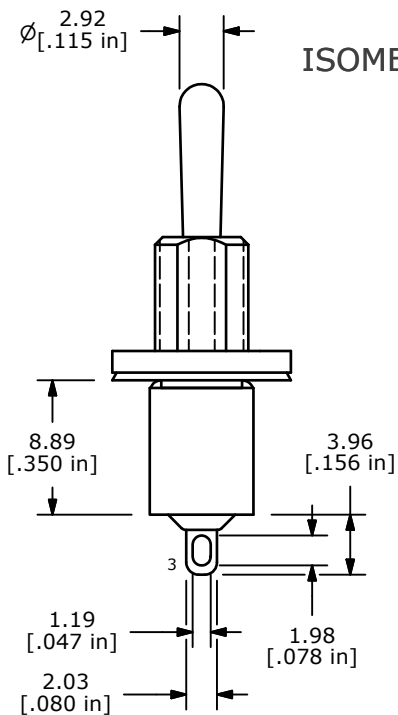


PANEL MOUNTING
WITH STANDARD LOCKING RING

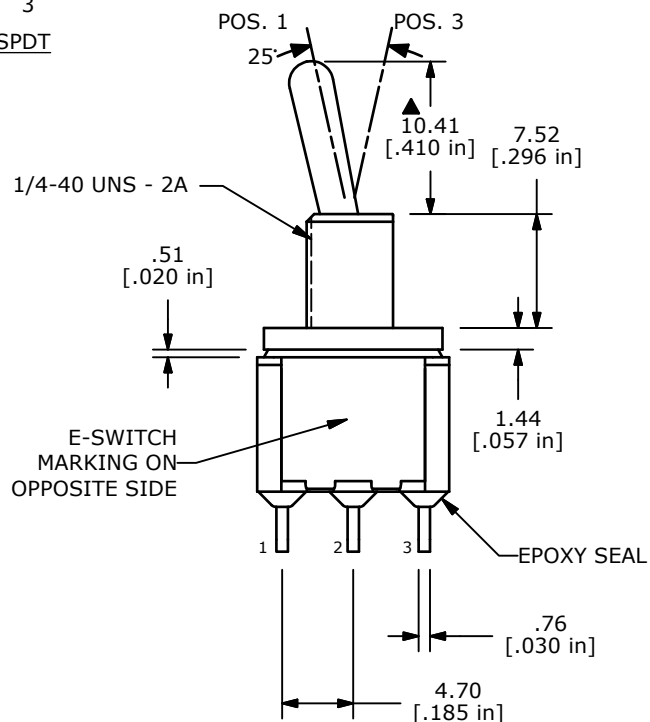
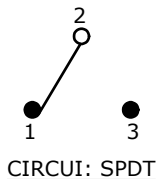


ISOMETRIC



SWITCH FUNCTION		
POS. 1	POS. 2	POS. 3
ON	NONE	(ON)
2-3	N/A	2-1

() = MOMENTARY



NOTE:

1. ALL DIMENSIONS IN MM [INCH]
2. GENERAL TOLERANCE: X.X=±0.4
X.XX=±0.25
3. TERMINAL NUMBERS FOR REF ONLY
- ▲ 4. PLATING MATERIAL: SILVER
5. RATING: 5A @ 120VAC OR 28VDC
2A @ 250VAC
6. ELECTRIC LIFE: 40,000 make-and-break cycles
at full load.
7. INSULATION RESISTANCE: 1,000 Mega-ohm min.
8. DIELECTRIC STRENGTH: 1,000 V RMS @sea level.
9. OPERATING TEMP.: -30°C to 85°C
10. ▲ DENOTES CRITICAL PARAMETER.
11. 2002/95/EC (ROHS) COMPLIANT



TITLE 100SP2T1B9M1QE				
SCALE 2:1	DATE 6/23/2011	DR BGL	DWG T112005	REV C

C	20028	REVISED AND REDRAWN	6/23/11	BGL
REV	PCR NO	DESCRIPTION	DATE	BY

THE INFORMATION CONTAINED IN THIS DOCUMENT IS PROPRIETARY
TO E-SWITCH AND IS NOT TO BE COPIED OR TRANSFERRED