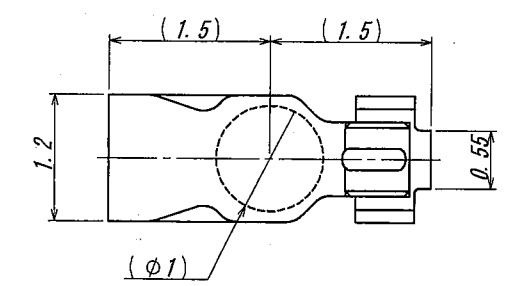
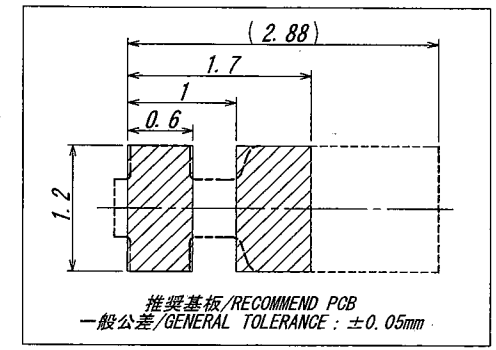
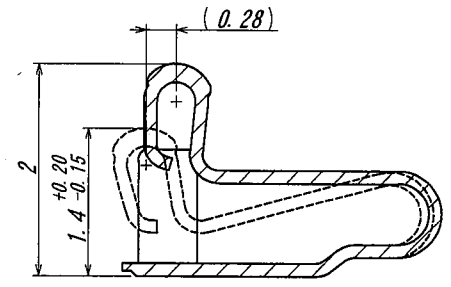
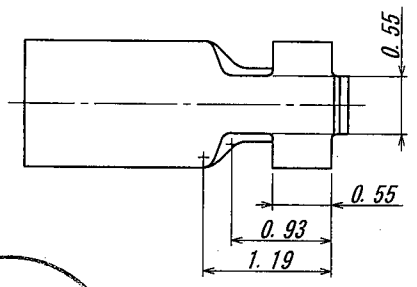
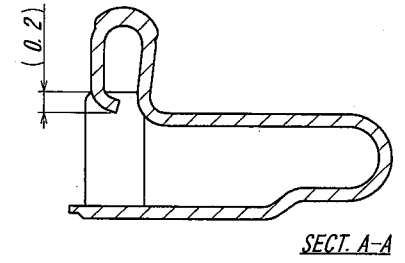
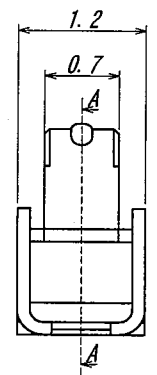
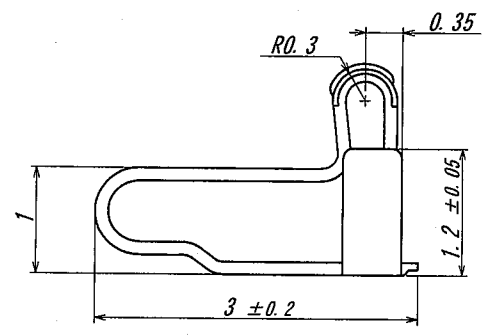


A B C D E F G H



吸着位置/VACUUM POINT

NOTE  
 1. 使用圧縮範囲 : 1.4 +0.2/-0.15mm  
 COMPRESSION RANGE : 1.4 +0.2/-0.15mm CONTACT HIGHT  
 2. 接触力 : 1.0 ± 0.3N (接点高さ : 1.4mm時)  
 CONTACT FORCE : 1.0 ± 0.3N (CONTACT HEIGHT : 1.4mm HIGHT)



ISSUED  
 '11.1.12  
 IRISO  
 ENG. DEPT.

MATERIAL 材質		GENERAL TOLERANCES 一般公差		SCALE 尺度	UNIT 単位	TITLE 名称	
C1990R (t=0.12 ± 0.01)		DIM 寸法 ± 0.2		DR '11-01-11 J. Ogura	mm	4102シリーズ コンタクト SERIES 4102 CONTACT	
FINISH 仕上げ		ANGLE 角度 ±		CHK '11/11/11 H. Araki	DSN '11-01-11 J. Ogura	EDP No	
後めっき/AFTER PLATE ニッケル下地めっき/OVER Ni PLATE : 2μm MIN. 金めっき/AU PLATE 接点部/CONTACT AREA : 0.1μm MIN. テール部/TAIL AREA : 0.03μm MIN.		3RD. ANG. PROJ. 三角法		APP G. Yamada		PARTS No 部番	
LIX 記号		DR		IRISO ELECTRONICS CO., LTD イリソ電子工業株式会社		IPS-4102T-01B-GFN1	
ECN No	REVISION RECORD 記	J. O	H. S	DWG No 図番		110-104102-002	
		DR	CHK			REV. 0	