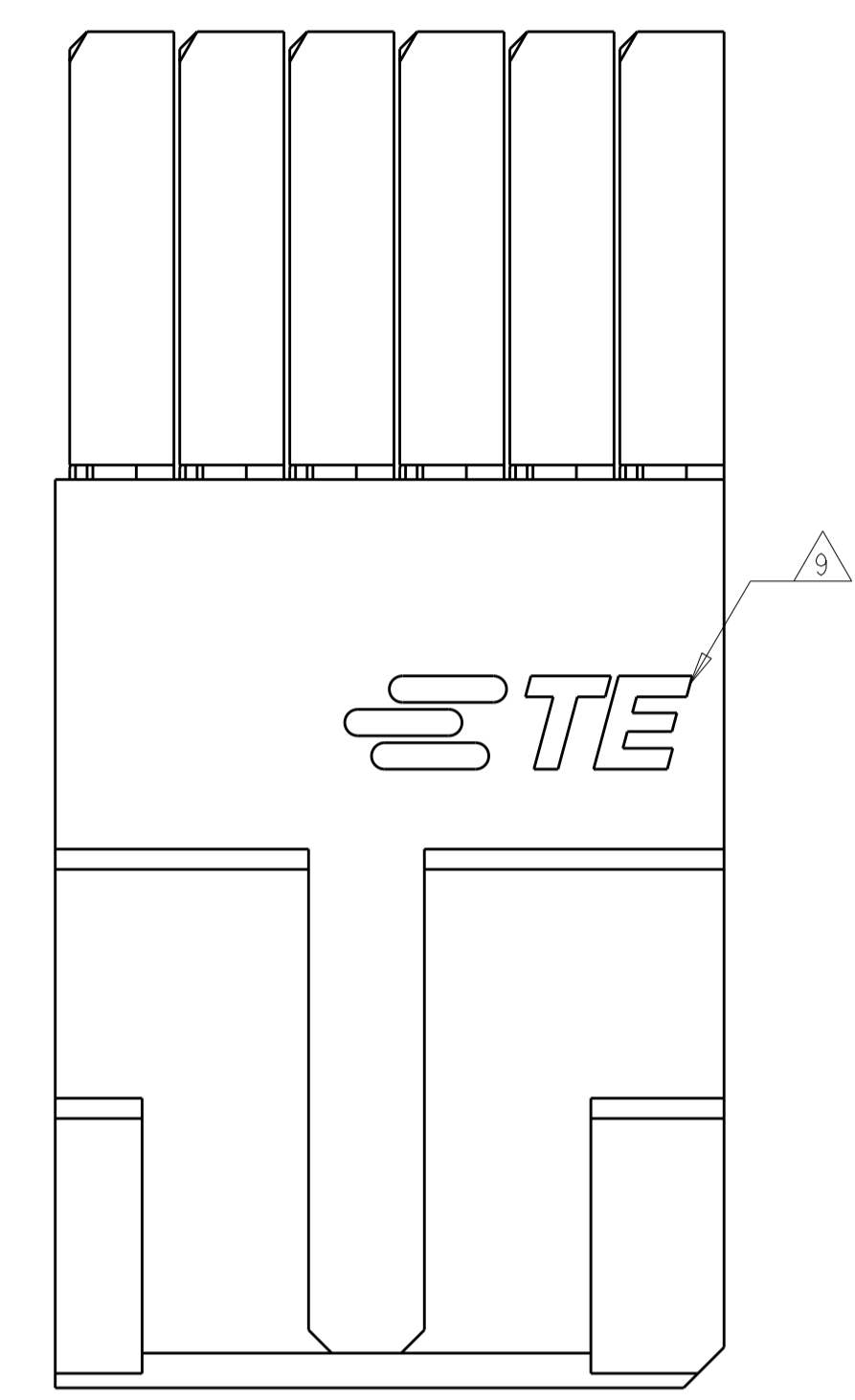
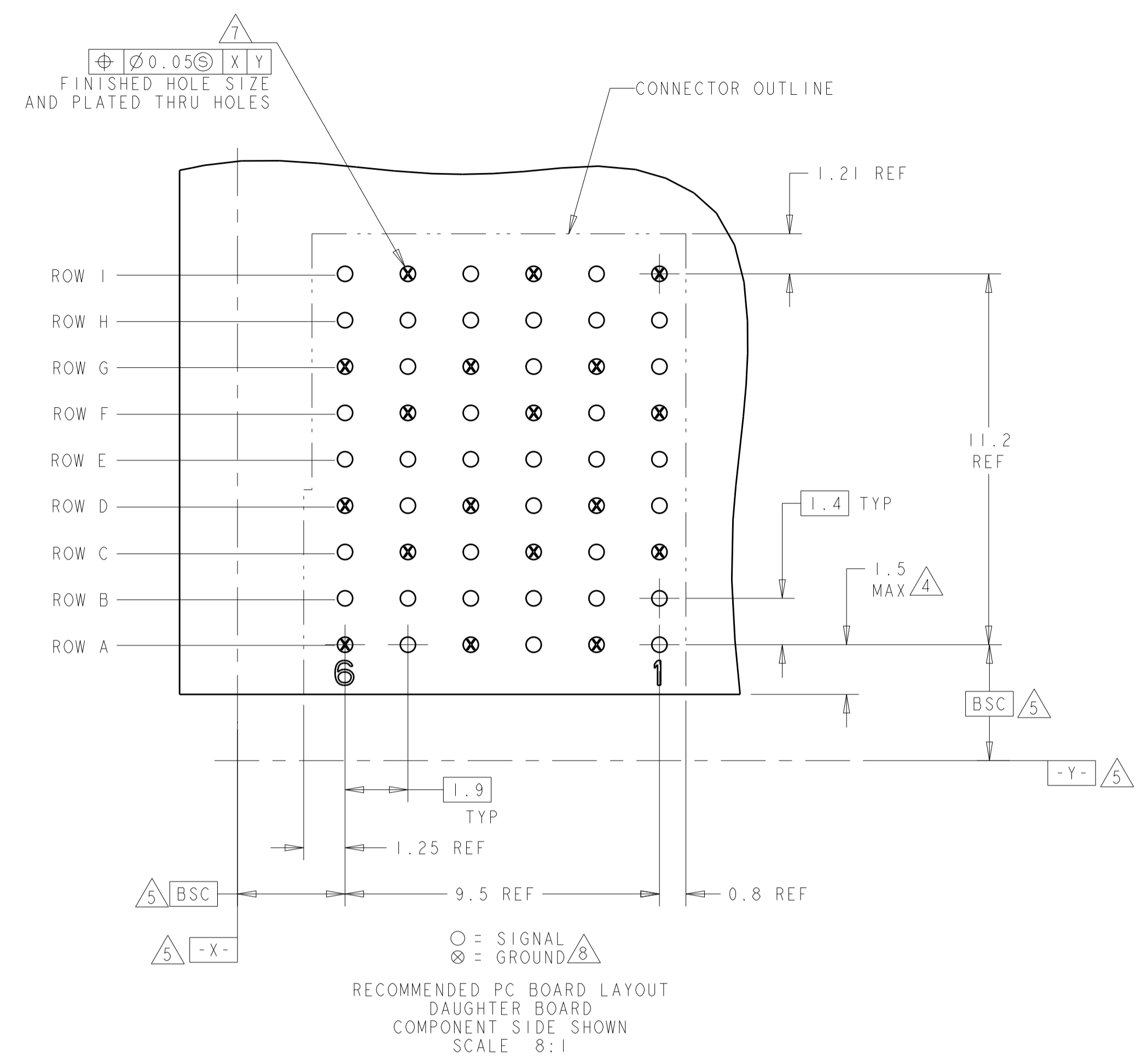
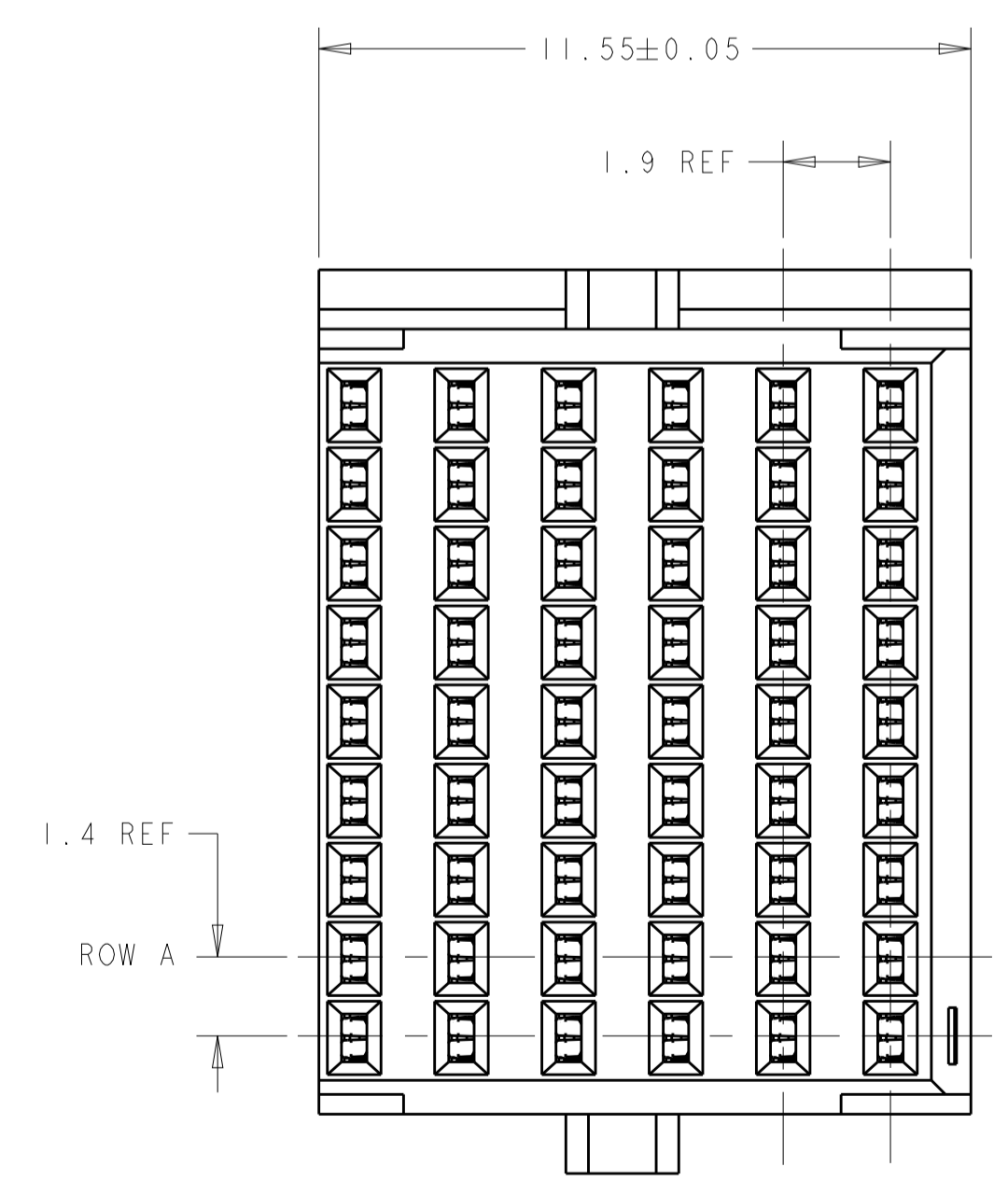
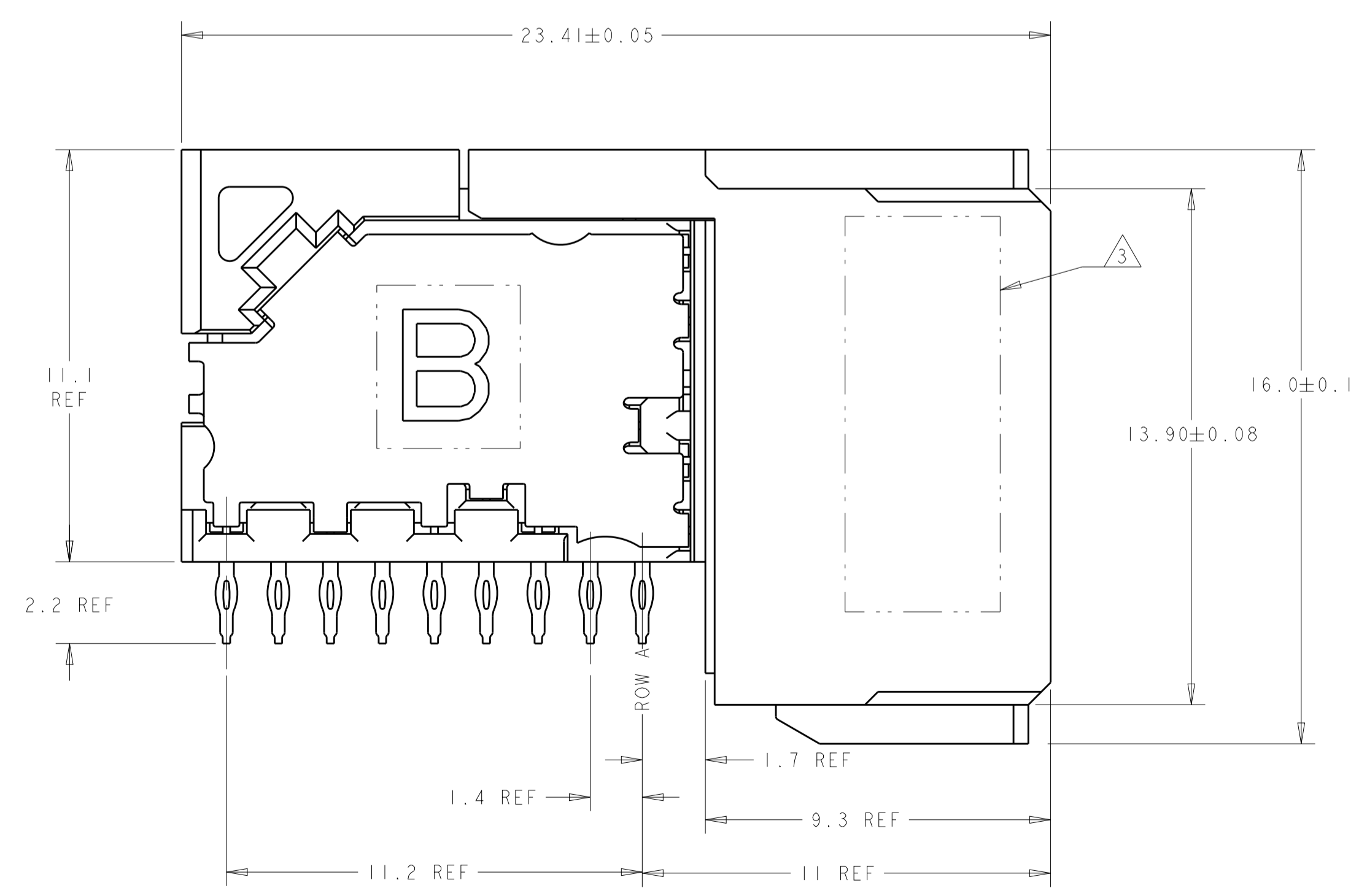


| LOC | DIST | REVISIONS | | | | | |
|-----|------|-----------|-----|---------------------------|-----------|-----|------|
| | | P | LTN | DESCRIPTION | DATE | DWN | APVD |
| | | C | | REVISED PER ECO-13-002771 | 22FEB2013 | KH | RP |
| | | D | | REVISED PER ECO-19-009248 | 11JUL2019 | AP | SY |



- 1 MATERIAL:
CONTACT AND SHIELD - PHOS BRONZE
HOUSING AND CHICKLET - LCP, UL 94V-0, COLOR - BLACK
- 2 FINISH:
CONTACT AREA FINISH CONFORMS TO THE REQUIREMENTS OF TE PRODUCT SPECIFICATION 108-2303; BASED ON TELCORDIA GR-1217-CORE FOR SYSTEM QUALITY LEVEL III APPLICATIONS IN CONTROLLED ENVIRONMENTS (CENTRAL OFFICE).
COMPLIANT PIN AREA- 0.5µm MIN MATTE TIN OVER 1.27µm MIN NICKEL.
SHIELD 1.27µm MIN NICKEL.
- 3 CONNECTOR MARKED ON EITHER SIDE OF HOUSING WITH PART NUMBER, DATE CODE AND STANDARD IN APPROXIMATE AREA SHOWN.
- 4 DIMENSION APPLIES TO CENTERLINE OF THRU HOLE.
- 5 DATUMS AND BASIC DIMENSIONS ESTABLISHED BY CUSTOMER.
- 6 CONTACT AREA LUBRICATED WITH BELLCORE APPROVED LUBRICANT. TECHNICAL REFERENCE: GR-1217-CORE, ISSUE 1, NOVEMBER 1995.
- 7 REFERENCE APPLICATION SPEC 114-13202 FOR RECOMMENDED PLATED THRU HOLE DIAMETER AND PLATING THICKNESSES.
- 8 THE GROUNDS IN EACH COLUMN ARE COMMONED.
- 9 SHOWN LOGO OR OTHER TE OWNED LOGOS IN APPROXIMATE AREA.



1934227-1
PART NUMBER

| | | | |
|--|--|-----------------------------|---|
| THIS DRAWING IS A CONTROLLED DOCUMENT. | | DWN S. MAGARO 31JAN2007 | TE Connectivity NAME RECEPTACLE ASSEMBLY, 3 PAIR, 6 COLUMN |
| DIMENSIONS: | | CHK W. DAVIS 31JAN2007 | |
| mm | TOLERANCES UNLESS OTHERWISE SPECIFIED: | APVD B. PATTERSON 13JAN2009 | PRODUCT SPEC |
| 0 PLC ± 2 PLC ± 3 PLC ± 4 PLC ± ANGLES ± | ± ± ± ± ± | APPLICATION SPEC | SIZE CAGE CODE DRAWING NO |
| MATERIAL | FINISH | WEIGHT | RESTRICTED TO |
| | | A100779C=1934227 | SCALE 8:1 SHEET 1 OF 1 REV D |
| CUSTOMER DRAWING | | | |