三角法 (THIRD ANGLE PROJECTION)

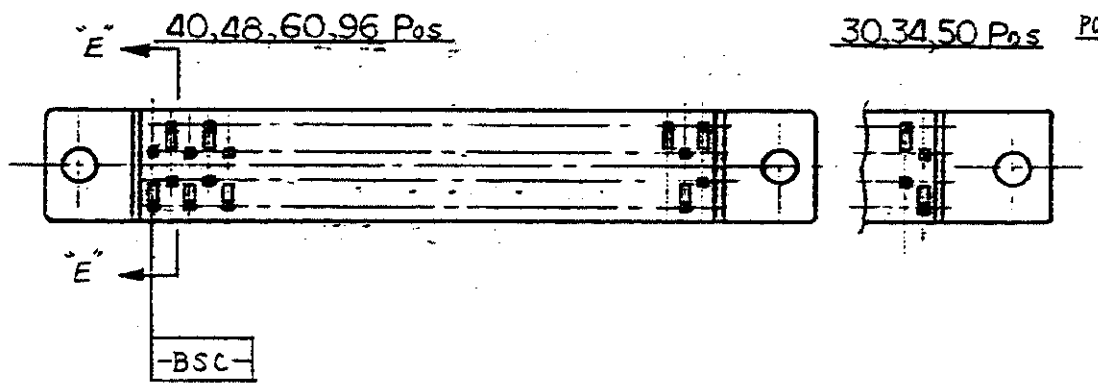

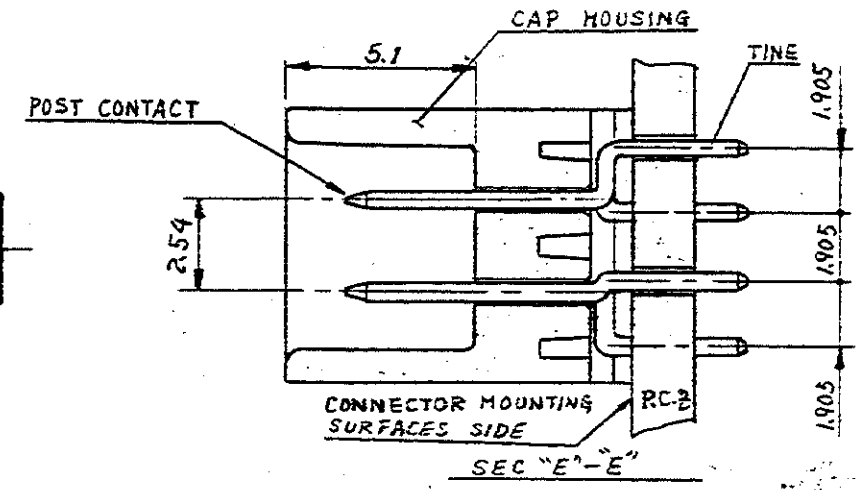



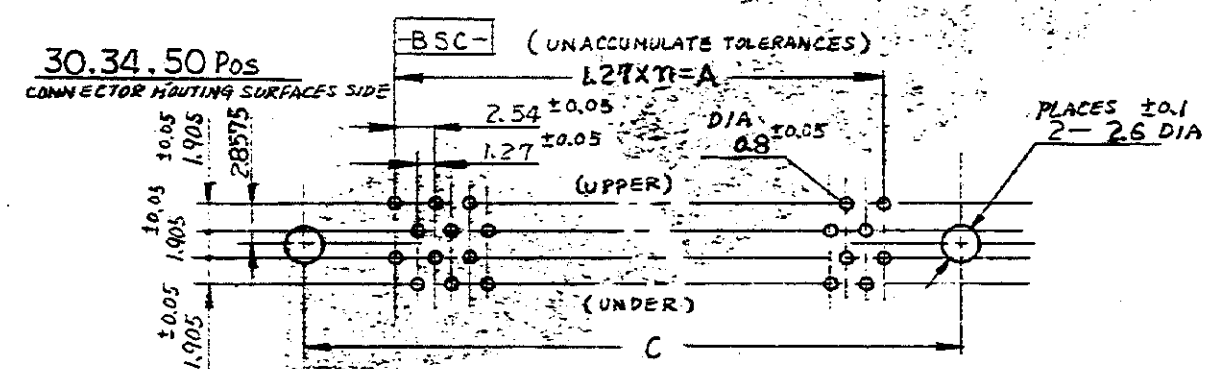

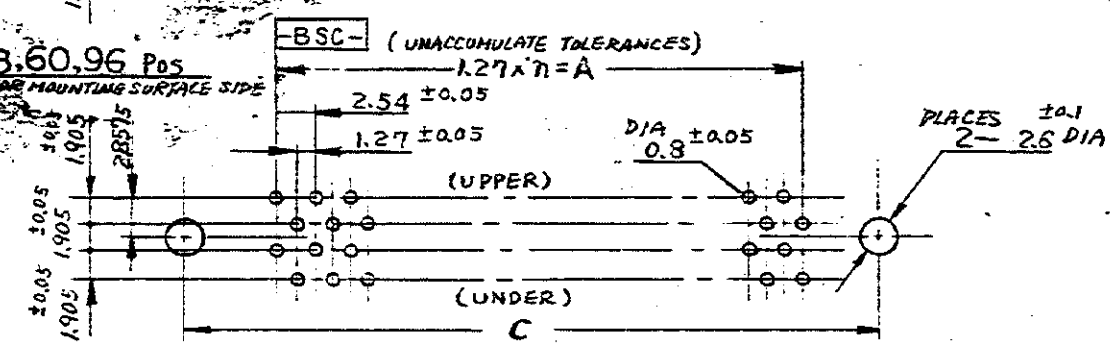

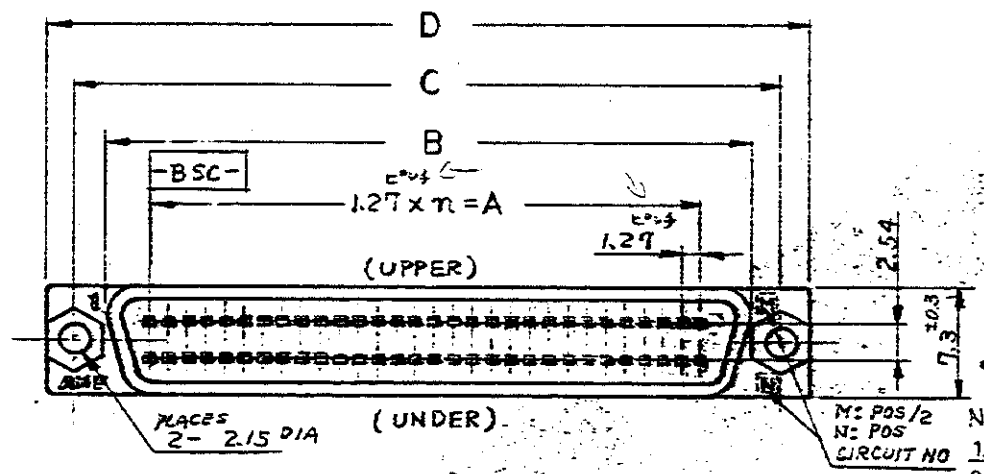

NOTES

1. USE A P.C.B WHOSE SURFACES ARE TREATED WITH SOLDER RESIST.
2. SHOW P.C.B LAYOUT FROM THE CONNECTOR-MOUNTING SURFACE SIDE.
3. NUMBER THE CONTACTS IN THE P.C.B OR CONNECTOR CONSECUTIVEELY FROM THE -BSC- SIDE.
4. WHEN SCREWING THE CONNECTOR TO THE P.C.B, USE M2 SCREW, NUTAND WASHERS.

△5 HOUSING MATERIAL: GLASS 20% FILLED P.B.T RESIN (UL94-V0). COLOR: BLACK

△6 CONTACT MATERIAL: PHOSPHOR BRONZE.

△7 FINISH: NICKEL 1.27μ MIN THK OVERALL SELECTIVE GOLD 0.2μ MIN THK ON CONTACT AREA AND TIN-LED 1μ MIN THK ON TINE AREA.

P/N	POS	n	A	B	C	D
-8	96	47	59.69	65.66	69.66	73.66
-6	48	23	29.21	35.18	39.18	43.18
-5	34	16	20.32	26.29	30.29	34.29
-4	60	29	36.83	42.80	46.80	50.80
-3	50	24	30.48	36.45	40.45	44.45
-2	40	19	24.13	30.10	34.10	38.10
173280-1	30	14	17.78	23.75	27.75	31.75

LTR	変更 (REVISION RECORD)	DR.	CHK.	DATE
G	REVISED ECN J-13147	Y.S	RN.	4/1/91
F	ADDED A4 0.76μ ECN 6--1-6--8 J-10368	Y.S		10/18 '88
E	OBSOLETE ECN J-10187 2--5, 2--6, 2--8	Y.S	R.I.	1/10 '88
D	REVISED PER ECN J-From	Y.S	R.I.	11/17 '87
C	REVISED PER ECN J9533	H.O		3-29 '86
B	REVISED PER ECN J9294	H.O		4-15 '86
A	REVISED PER ECN NO J85-9073	H.O	H.O	12-19 '85
0	RELEASED	H.O	K.H	4-19 '85

© 1984 BY AMP (Japan) LTD. ALL RIGHTS RESERVED. AND PRODUCTS COVERED BY PATENTS AND OR PATENTS PENDING

AMP 日本エー・エム・ピー株式会社 TOKYO, JAPAN

適用電線範囲(WIRE RANGE) mm²(AWG)	被覆外径(INSULATION DIA.) mm
材料 (MATERIAL) SEE 5 6 参照	仕上 (FINISH) SEE 7 参照
DR.	DE.
CHK.	APP.

名称 (NAME) CAP ASSEMBLY VERTICAL FOR AMPLIMITE .050 SERIES I B-T-B CONN.

SYZE	LOC	番号 (NO.)
C	J	C-173280

尺度 (SCALE)	REV.	SHEET
—	G	1 OF 3

(CUSTOMER DRAWING) 参 考 図 面

DIMENSIONS IN MM. DO NOT SCALE PRINT

PRINT DIST

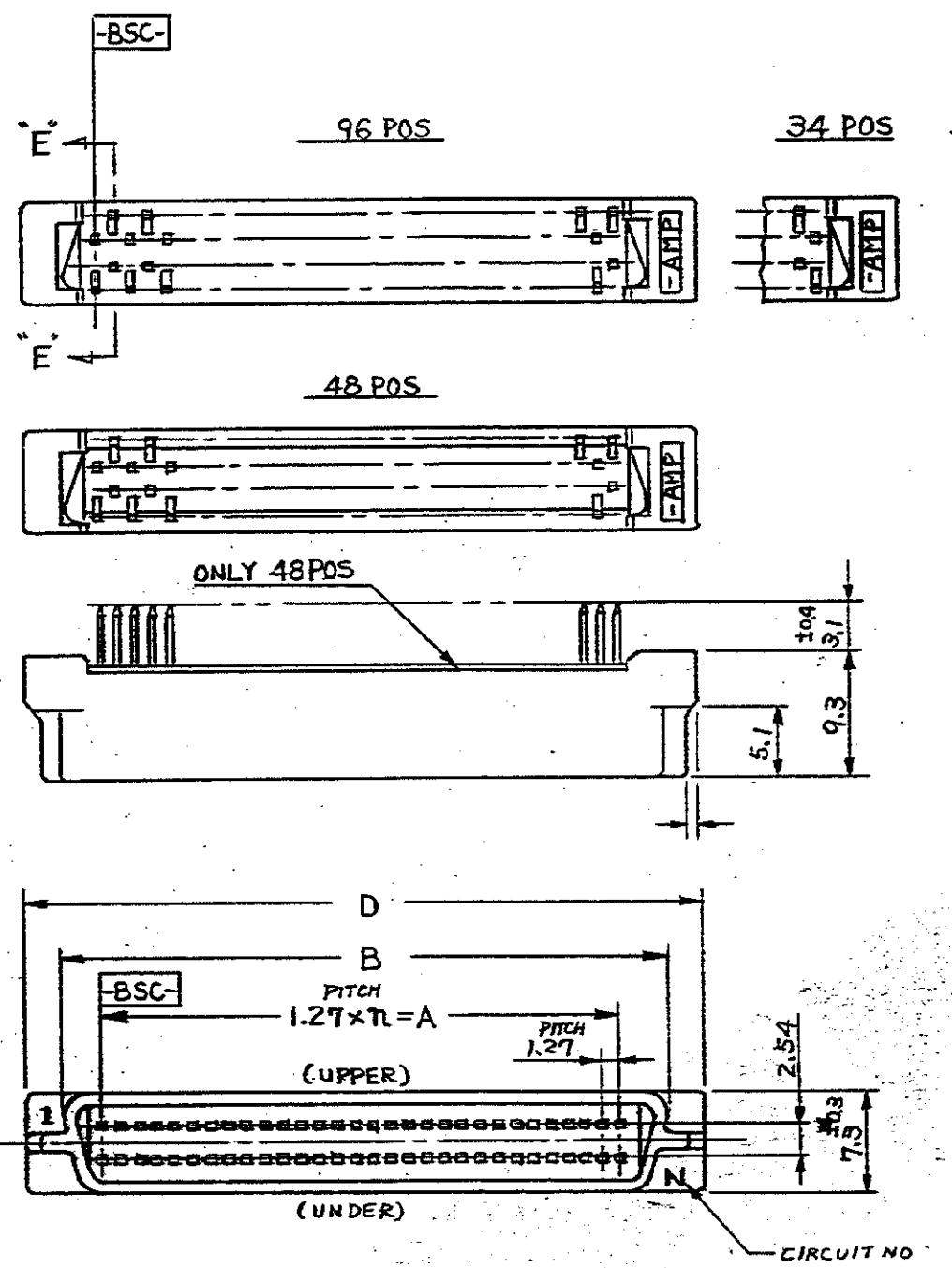

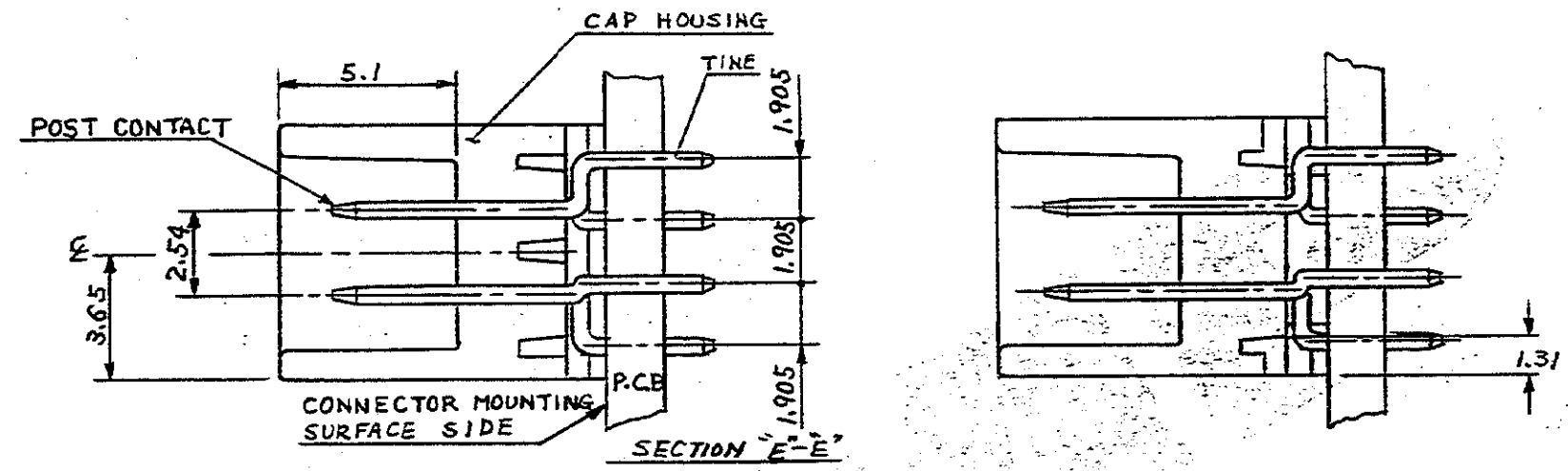

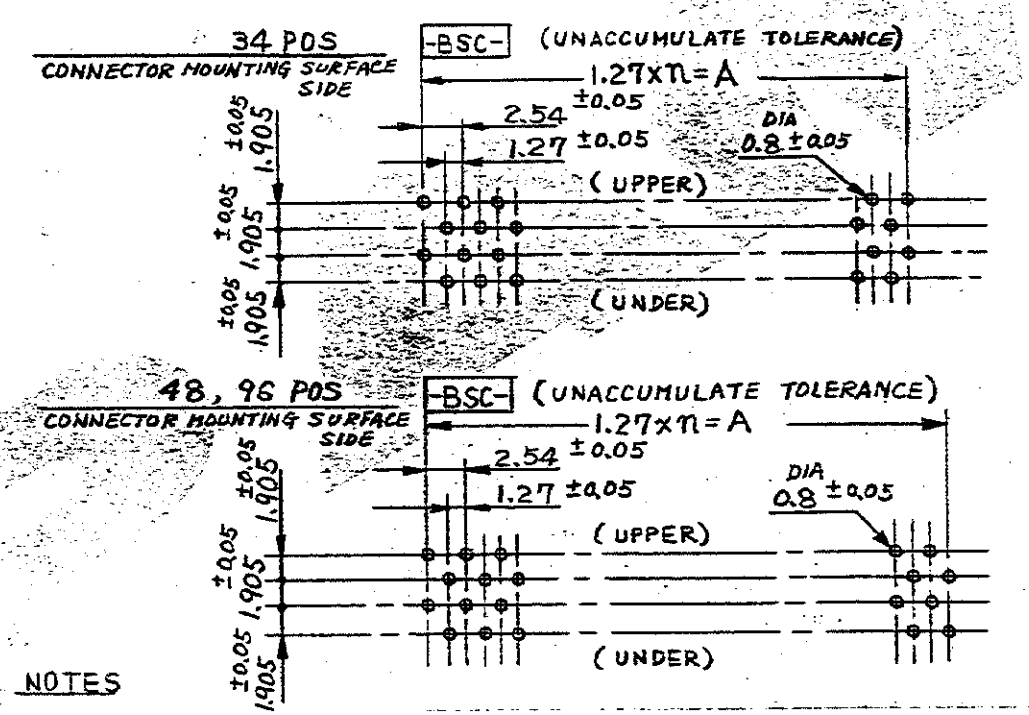

NOTES

1. USE A P.C.B WHOSE SURFACES ARE TREATED WITH SOLDER RESIST.
2. SHOW P.C.B LAYOUT FROM THE CONNECTOR-MOUNTING SURFACE SIDE.
3. NUMBER THE CONTACTS IN THE P.B.C OR CONSECUTIVEELY FROM THE -BSC- SIDE.
4. HOUSING MATERIAL: GLASS 20% FILLED P.B.T RESIN (UL94-V0). COLOR: BLACK
5. CONTACT MATERIAL: PHOSPHOR BRONZE
6. FINISH: NICKEL 1.27μ MIN THK OVERALL SELECTIVE GOLD 0.2μ MIN THK ON CONTACT AREA AND TIN-LED 1μ MIN THK ON TINE AREA.

P/N		極数	n	A	B		D
2-	-8	96	47	59.69	65.66		71.00
2-	-6	48	23	29.21	35.18		40.52
2-173280-5		34	16	20.32	26.29		31.63

P/N		LTR	変更 (REVISION RECORD)	DR.	CHK.	DATE
			SEE SHEET 4 OF 3			
		D	REVISED PER ECN J-10101	Y.S.	R.N.	10/17/85
		C	REVISED PER ECN J9533	H.O.		8-29-85
SUPERSEDE by 174683-8	2-173280-8	B	REVISED PER ECN J9294	H.O.		8-15-85
SUPERSEDE by 174683-6	2-173280-6	A	REVISED PER ECN NO 285-9017	H.O.	H.O.	10-17-85
SUPERSEDE by 174683-5	2-173280-5	0	RELEASE	H.O.	R.N.	8-17-85

© 1982年 日本エー・エム・ピー株式会社
AMP社の当製品は特許又は特許出願中
© 1982 BY AMP (Japan) LTD.
ALL RIGHTS RESERVED. AMP PRODUCTS COVERED BY PATENTS AND OR PATENTS PENDING

AMP 日本エーエムピー株式会社 TOKYO, JAPAN

被覆外径 (INSULATION DIA.)	mm
材料 (MATERIAL)	SEE 4 5
仕上 (FINISH)	SEE 6
DR.	8-22-'86 H. Ohata
DE.	
CHK.	
APP.	T. Abe

名称 (NAME) CAP ASSEMBLY VERTICAL FOR AMPLIMITE D50 SERIES I B-T-B CONN.

一般公差: 10以下 ±0.2; 10を超え 30以下 ±0.25; 30を超え 100以下 ±0.3; 角度 ±3°

SYZE	LOC	番号 (NO.)	
C	J	C-173280	

尺度 (SCALE) —/— REV. G SHEET 2 OF 3

(CUSTOMER DRAWING) 参考図面

PRINT DIST

単位: mm DIMENSIONS IN MM. DO NOT SCALE PRINT

三角法 (THIRD ANGLE PROJECTION)



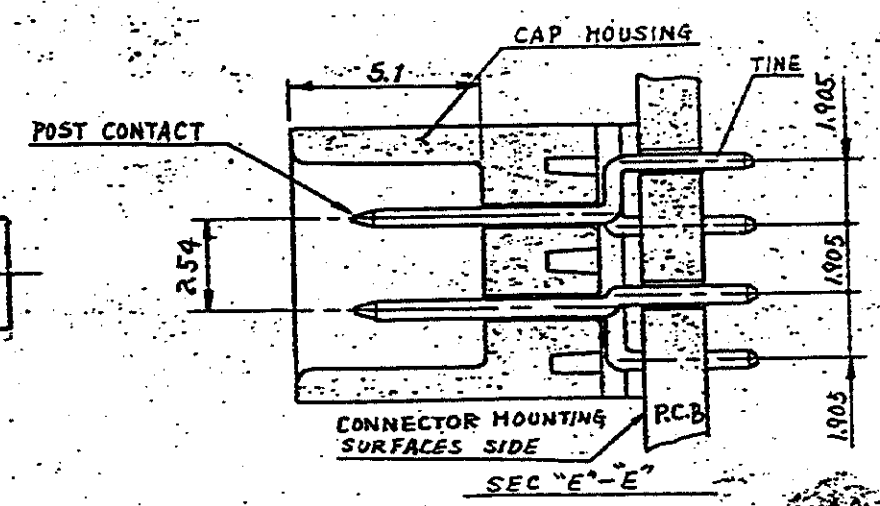



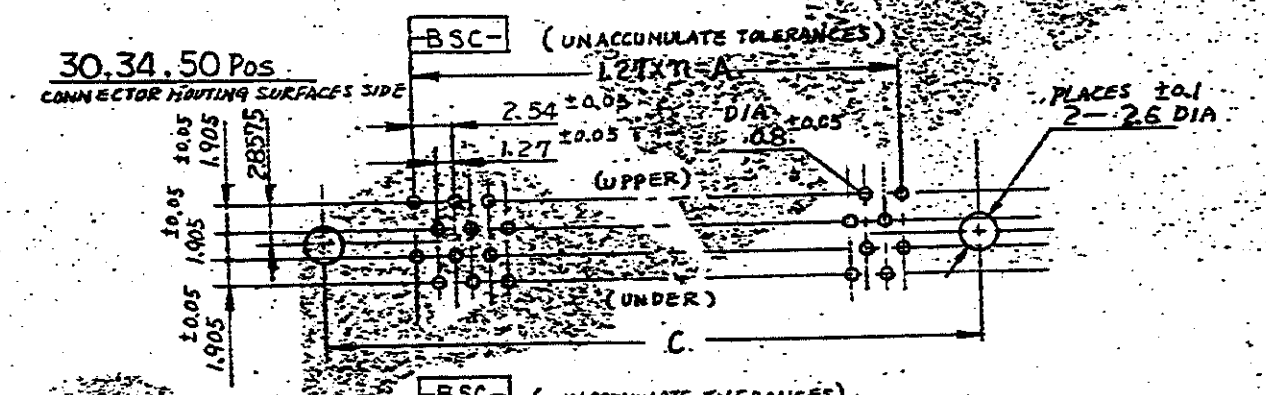

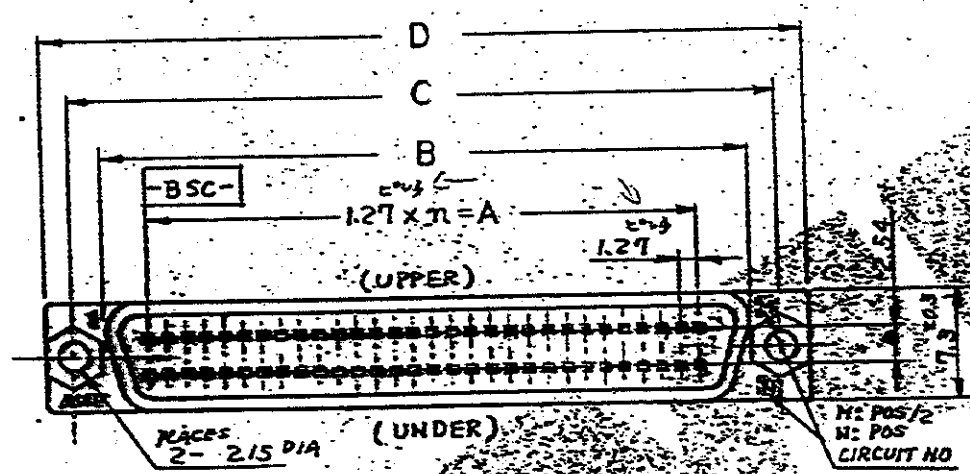

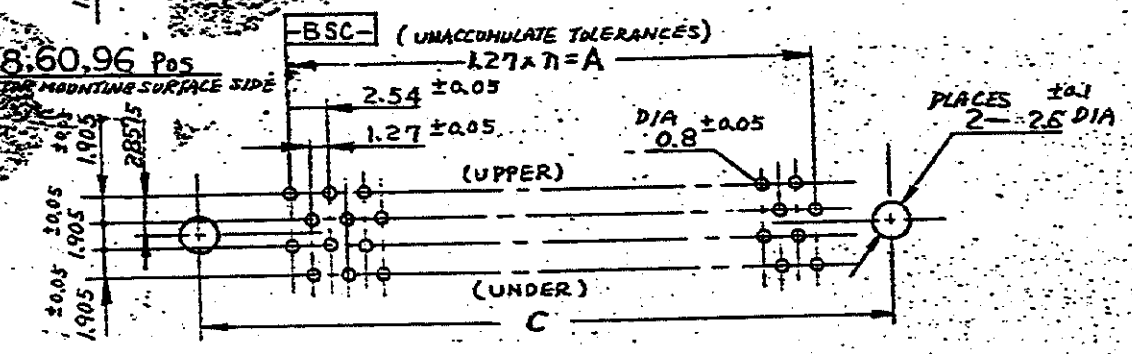

NOTES

1. USE A P.C.B WHOSE SURFACES ARE TREATED WITH SOLDER RESIST.
2. SHOW P.C.B LAYOUT FROM THE CONNECTOR-MOUNTING SURFACE SIDE.
3. NUMBER THE CONTACTS IN THE P.C.B OR CONNECTOR CONSECUTIVEELY FROM THE BSC SIDE.
4. WHEN SCREWING THE CONNECTOR TO THE P.C.B, USE M2 SCREW, NUT AND WASHERS.

△5 HOUSING MATERIAL : GLASS 20% FILLED PBT RESIN (UL94-V0). COLOR : BLACK

△6 CONTACT MATERIAL : PHOSPHOR BRONZE.

△7 FINISH : NICKEL 1.27μ MIN THK OVERALL SELECTIVE GOLD 0.76μ MIN THK ON CONTACT AREA AND TIN-LED 1μ MIN THK ON TINE AREA

P/N	POS	n	A	B	C	D
6-173280-1	30	14	17.78	23.75	27.75	31.75
6- -2	40	19	24.13	30.10	34.10	38.10
6- -3	50	24	30.48	36.45	40.45	44.45
6- -4	60	29	36.83	42.80	46.80	50.80
6- -5	34	16	20.32	26.29	30.29	34.29
6- -6	48	23	29.21	35.18	39.18	43.18
6- -8	96	47	59.69	65.66	69.66	73.66

LTR	変更 (REVISION RECORD)	DR.	CHK.	DATE
	SEE SHEET 1 OF 3			
E	OBSOLETE ECN J-1-0187 2-5, 2-6, 2-8	G.S	R.J	1/4/88
D	REVISED PER ECN J-9533	G.S	R.J	11/17/87
C	REVISED PER ECN J9533	H.O	[illegible]	8-29-86
B	REVISED PER ECN J9294	H.O		6-2-86
A	REVISED PER ECN 385-9073	H.O	H.O	10/7/85
0	RELEASED	[illegible]	RJH	7-25-85

電線径 (WIRE RANGE)	被覆外径 (INSULATION DIA.)
mm²(AWG)	mm
材料 (MATERIAL) SEE 参照 △5 △6	仕上 (FINISH) SEE 参照 △7
DR.	DE.
CHK.	APP.

AMP 日本エー・エム・ピー株式会社 TOKYO, JAPAN

名称 (NAME) CAP ASSEMBLY VERTICAL FOR AMPLIMITE .050 SERIES I B-T-B CONN.

一般公差		
10以下	±0.2	
10を超え30以下	±0.25	
30を超え100以下	±0.3	
角度	±5°	

SYZE	LOC	番号 (NO.)
C	J	C-173280

尺度 (SCALE) —4— REV. 6 SHEET 3 OF 3

(CUSTOMER DRAWING) 参考図面

PRINT DIST

単位: ㎜ DIMENSIONS IN MM. DO NOT SCALE PRINT