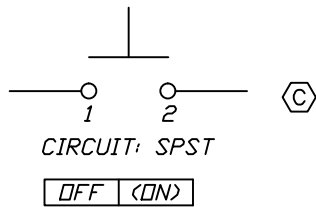
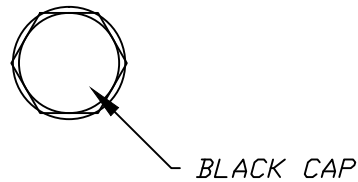
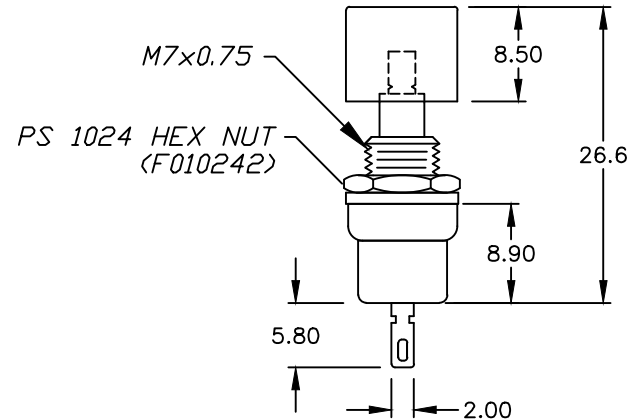
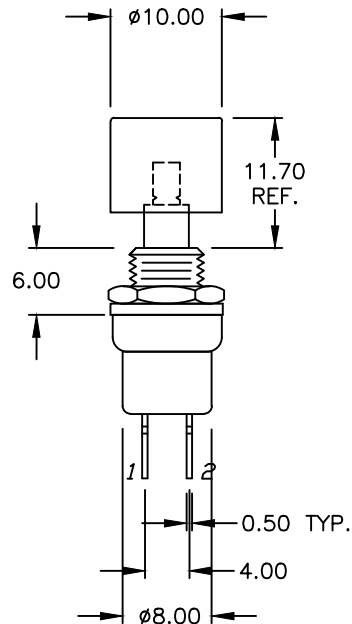


RECOMMENDED PANEL LAYOUT



NOTES:

1. ALL DIMENSIONS IN MM
2. GENERAL TOLERANCE: X.X=±0.4
X.XX=±0.25
3. TERMINAL NO'S FOR REFERENCE ONLY
4. RATING: 3A@ 125VAC; 1.5A @250VAC
5. CONTACT RESISTANCE:
50mILLI-OHMS max.
6. INSULATION RESISTANCE:
500V 100Mega-OHMS min.
7. DIELECTRIC STENGTH:
1000V 1minute
8. HARDWARE SUPPLIED;
HEX NUT (SHOWN), LOCK WASHER



				E-SWITCH®					
C	14259	CORRECT CIRCUIT DIAGRAM	8/24/04	AR	TITLE PS 1024AL (BLK CAP)				
B	12574	REVISED AND REDRAWN	11/18/02	CJB					
REV.	ECN No.	DESCRIPTION	DATE	CHKD	SCALE 1.5:1	DATE 11/13/96	DR MM	DWG F010300	REV C
THE INFORMATION CONTAINED IN THIS DOCUMENT IS PROPRIETARY TO E-SWITCH AND IS NOT TO BE COPIED OR TRANSFERRED									