


Data sheet | Item number: 289-441 **DISCONTINUED**



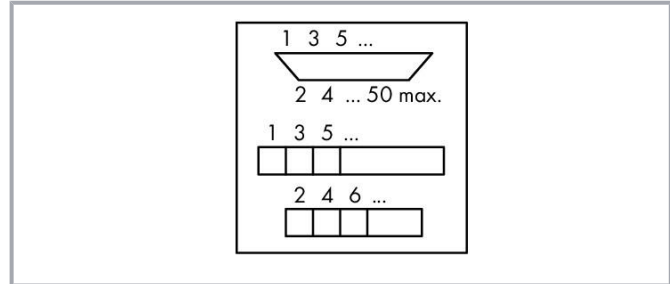
Interface module; with solder pin; Male connector; 15-pole; for mating connectors with IDC; Vertical mounting; PCB terminal blocks, double-row; with mounting feet; 2,50 mm²

www.wago.com/289-441



i Picture differs from the item.

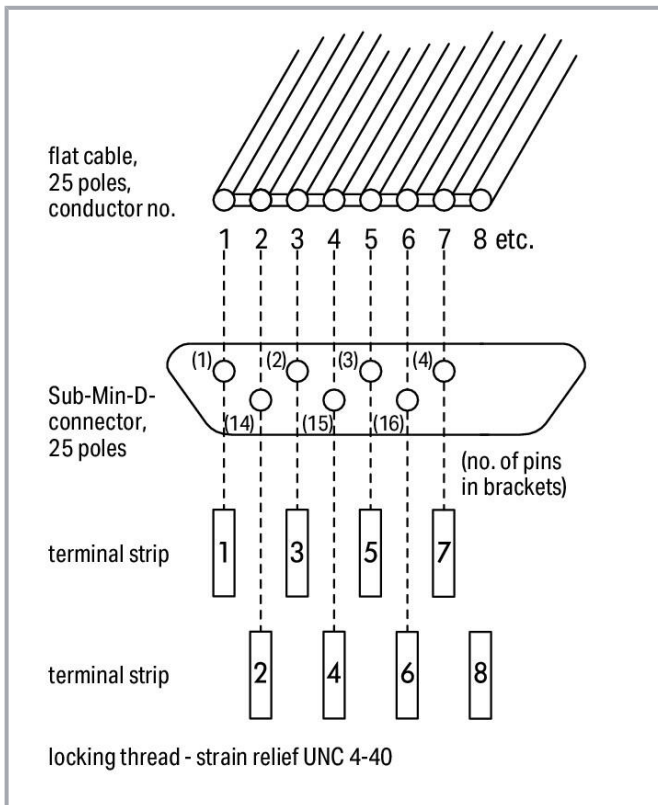
Similar to picture



Subject to changes. Please also observe the further product documentation!

WAGO GmbH & Co. KG
Hansastr. 27
32423 Minden
Phone: +49571 887-0 | Fax: +49571 887-169
Email: info.de@wago.com | Web: www.wago.com

Do you have any questions about our products?
We are always happy to take your call at +49 (571) 887-44222.



This item has been discontinued and is no longer available as of 31.03.2023.

Data

Electrical data

Operating voltage	≤30 VAC; ≤50 VDC
Nominal current	1 A
Contact resistance (max.)	30 mΩ

Safety and protection

Rated voltage	50 V
Rated surge voltage	0.8 kV
Pollution degree	2
Protection type	IP00; Notice! Live parts can be easily touched! Protection against direct contact must be provided by the equipment manufacturer, e.g., using a WAGO 709 Series Cover (see "Accessories") or a similar cover. The installation guidelines must be observed for each individual application.

Subject to changes. Please also observe the further product documentation!



Insulation type	Basic insulation
-----------------	------------------

Connection data

Performance level	2 / 200 mating cycles
Strain relief	UNC 4-40 stud bolt

Connection 1

Connector	D-subminiature male connector
Pole number 1	15
Connection type 1	System
Note (conductor cross-section)	12 AWG: THHN, THWN
Mating direction	vertical
For mating connector	with IDC
Connection type	Male connector; D-sub/HD D-sub

Connection 2

Design 2	PCB terminal blocks (double-row)
Pole number 2	15
Connection type 2	Field
Connection technology 2	CAGE CLAMP®
WAGO connector 2	WAGO 236 Series
Solid conductor 2	0.08 ... 2.5 mm ² / 28 ... 12 AWG
Fine-stranded conductor 2	0.08 ... 2.5 mm ² / 28 ... 12 AWG
Strip length 2	5 ... 6 mm / 0.2 ... 0.24 inches

Physical data

Width	53.5 mm / 2.106 inches
Height	63.5 mm / 2.5 inches
Depth from upper-edge of DIN-rail	19 mm / 0.748 inches

Mechanical Data

Mounting type	DIN-35 rail
Housing design	PCB with mounting feet

Subject to changes. Please also observe the further product documentation!

Material Data

Contact material (connector)	Au over Ni
Fire load	0.054 MJ
Weight	25.9 g

Environmental requirements

Ambient temperature (operation)	-20 ... +50 °C
Ambient temperature (storage)	-40 ... +70 °C
Relative humidity	85% (non-condensing)
Operating altitude (max.)	2000 m

Standards and specifications


Standards/specifications	EN 61010-2-201
--------------------------	----------------

Commercial data

Product Group	6 (INTERFACE ELECTRONIC)
eCl@ss 10.0	27-14-11-52
eCl@ss 9.0	27-14-11-52
ETIM 8.0	EC002780
ETIM 7.0	EC002780
PU (SPU)	25 (1) pcs
Packaging type	box
Country of origin	DE
GTIN	4045454413521
Customs tariff number	85369010000
End of Sale	2023-03-31
End of Production	2023-04-01
End of Delivery	2023-04-02
End of Service and Repair	2024-03-31

Optional accessories

Mounting

Cover carrier	
	Item no.: 709-167 Cover carrier; Type 1; incl. fixing/retaining screws and knurled nut; suitable for 279 to 282 and 880 Series rail-mounted terminal blocks; suitable for 264 Series miniature rail-mounted terminal blocks;
	www.wago.com/709-167

Subject to changes. Please also observe the further product documentation!



suitable for 270 Series sensor and actuator terminal blocks; gray

Cover



Item no.: 709-153
Cover; Type 1; suitable for cover carrier, type 1; 1 m long; transparent

www.wago.com/709-153

Tool

Operating tool



Item no.: 210-720
Operating tool; Blade: 3.5 x 0.5 mm; with a partially insulated shaft; multicoloured

www.wago.com/210-720

Downloads

Documentation

Bid Text

289-441	2015 Feb 6	doc	Download
doc - Datei		26.6 kB	

Instruction Leaflet

pdf	Download
1.3 MB	

Additional Information

Disposal and Recycling	V 1.1.0	pdf	Download
Electrical and electronic equipment, Batteries, Packaging	2022 Aug 18	2.2 MB	

CAD/CAE-Data

CAD data

2D/3D Models 289-441	URL	Download
----------------------	-----	----------

CAE data

EPLAN Data Portal 289-441	URL	Download
---------------------------	-----	----------

ZUKEN Portal 289-441	URL	Download
----------------------	-----	----------

WSCAD Universe 289-441	URL	Download
------------------------	-----	----------

Subject to changes. Please also observe the further product documentation!

WAGO GmbH & Co. KG
Hansastr. 27
32423 Minden
Phone: +49571 887-0 | Fax: +49571 887-169
Email: info.de@wago.com | Web: www.wago.com

Do you have any questions about our products?
We are always happy to take your call at +49 (571) 887-44222.

Environmental Product Compliance

Compliance Search

Environmental Product Compliance 289-441


URL

Download


Interface module; with solder pin; Male connector; 15-pole; for mating connectors with IDC; Vertical mounting; PCB terminal blocks, double-row; with mounting feet; 2,50 mm²

Installation Notes

Conductor termination



Conductor termination – screwdriver actuation parallel to conductor entry



Conductor termination – screwdriver actuation perpendicular to conductor entry

Subject to changes. Please also observe the further product documentation!