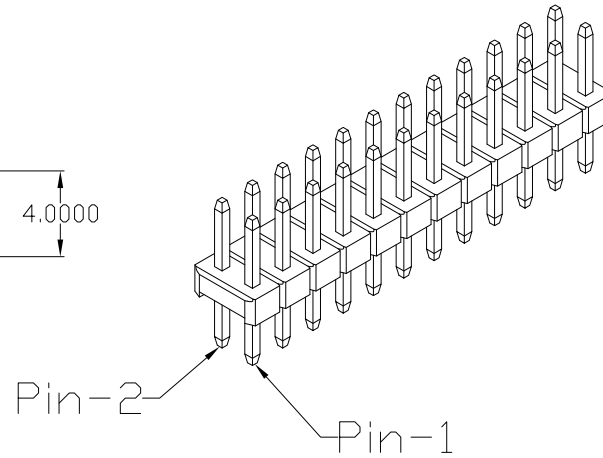
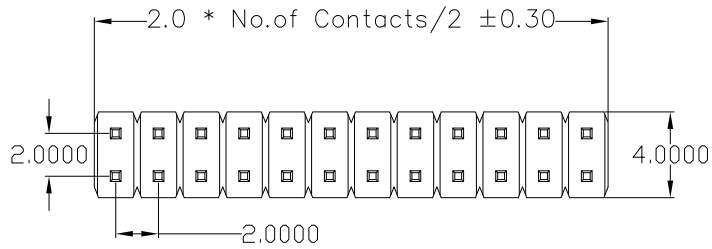


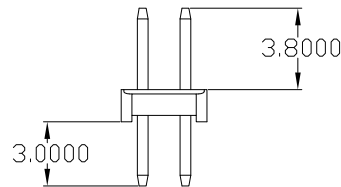
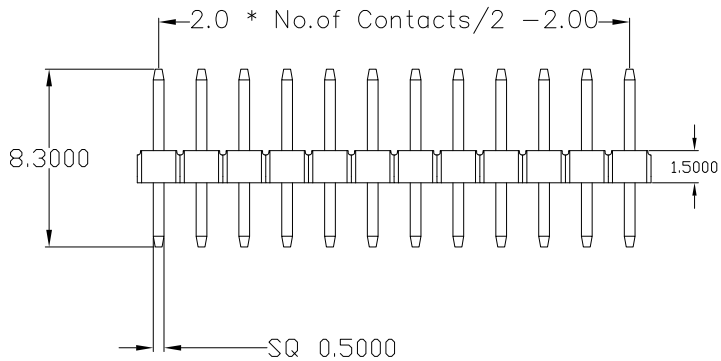
**MATERIAL // ELECTRICAL SPECIFICATIONS**

CURRENT RATING: 2A  
 VOLTAGE RATING: 250VAC (r.m.s.)  
 INSULATOR RESISTANCE: 5000 MOhms MIN  
 CONTACT RESISTANCE: 20 mOhms MAX  
 OPERATING TEMPERATURE: -40°C TO 105°C  
 PROCESS TEMP: 260°C MAX  
 CONTACT MATERIAL: COPPER ALLOY  
 INSULATOR MATERIAL: PA6T // UL94V-0 // BLACK

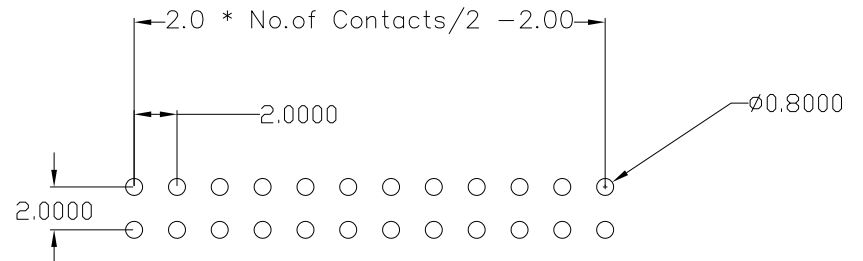


**2664YY01RP2**

SERIES \_\_\_\_\_  
 POSITIONS \_\_\_\_\_  
 02-72 = DUAL - INCREMENTS OF 2  
 TYPE \_\_\_\_\_  
 01 = STRAIGHT  
 PLATING \_\_\_\_\_  
 P2= GOLD FLASH ENTIRE CONTACT



Recommended P.C. Board  
 Hole Layout



**RoHS COMPLIANT**

UNITS = mm

**DO NOT SCALE FROM DRAWING**



THESE DRAWINGS AND SPECIFICATIONS ARE THE PROPERTY OF NorComp AND SHALL NOT BE REPRODUCED, COPIED OR USED AS THE BASIS FOR THE MANUFACTURE OR SALE OF APPARATUS WITHOUT WRITTEN PERMISSION.

DRAWN:  
**P. JENKINS**

DATE:  
 01/27/2006

TOLERANCE  
 .X ±0.3  
 .XX ±0.20  
 .XXX ±0.100

**NorComp**

SCALE:  
 NTS

SHEET OF  
 1 1

REV  
 3

DWG NO.

**2664YY01RP2**