

XGFEC540

Radio frequency identification XG, field expander conveying type, Sn 30...90 mm, 400 x 23 x 50 mm



Main

Range of Product	Telemecanique Radio frequency identification XG
Accessory / Separate Part Type	Field expander
Product Specific Application	Conveyor system
Product Compatibility	XGCS4901201 + XGHB440245 XGCS4901201 + XGHB90E340 XGCS4901201 + XGHB520246 XGCS4901201 + XGHB320345 XGCS4901201 + XGHB320246
Accessory / separate part destination	Station with associated label
[Sn] nominal sensing distance	1.18...3.54 in (30...90 mm)

Complementary

Accessory dimension	400 x 23 x 50 mm
---------------------	------------------

Ordering and shipping details

Category	22491-SENS,IDENTIFICATION DEVICE (XGK)
Discount Schedule	DS2
GTIN	3606480074905
Nbr. of units in pkg.	1
Package weight(Lbs)	28.64 oz (812.0 g)
Returnability	No
Country of origin	FR

Packing Units

Unit Type of Package 1	PCE
Package 1 Height	3.35 in (8.5 cm)
Package 1 width	3.35 in (8.5 cm)
Package 1 Length	21.46 in (54.5 cm)
Unit Type of Package 2	S04
Number of Units in Package 2	12
Package 2 Weight	23.66 lb(US) (10.734 kg)
Package 2 Height	11.81 in (30 cm)
Package 2 width	15.75 in (40 cm)
Package 2 Length	23.62 in (60 cm)

The information provided in this documentation contains general descriptions and/or technical characteristics of the performance of the products contained herein. This documentation is not intended as a substitute for and is not to be used for determining suitability or reliability of these products for specific user applications. It is the duty of any such user or integrator to perform the appropriate and complete risk analysis, evaluation and testing of the products with respect to the relevant specific application or use thereof. Neither Schneider Electric Industries SAS nor any of its affiliates or subsidiaries shall be responsible or liable for misuse of the information contained herein.

Offer Sustainability

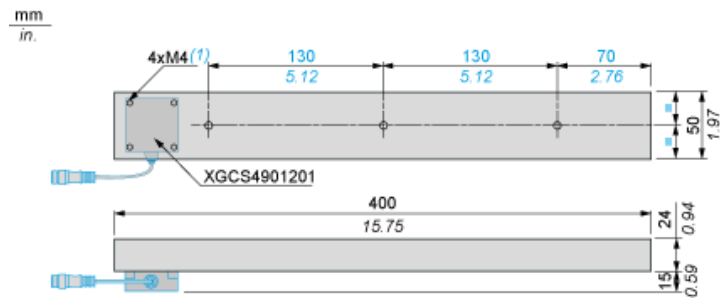
Sustainable offer status	Green Premium product
California proposition 65	WARNING: This product can expose you to chemicals including: Diisononyl phthalate (DINP), which is known to the State of California to cause cancer, and Di-isodecyl phthalate (DIDP), which is known to the State of California to cause birth defects or other reproductive harm. For more information go to www.P65Warnings.ca.gov
REACH Regulation	REACH Declaration
EU RoHS Directive	Pro-active compliance (Product out of EU RoHS legal scope) EU RoHS Declaration
Mercury free	Yes
RoHS exemption information	Yes
Environmental Disclosure	Product Environmental Profile
Circularity Profile	End Of Life Information

Contractual warranty

Warranty	18 months
----------	-----------

Dimensions

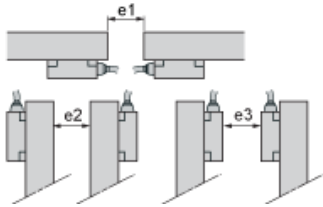
Field Expanders



(1) 4 x M4 screws

Minimum Mounting Distances

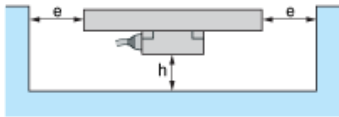
Distance Between Field Expanders



Tag	e1	e2	e3
XGHB90E340 XGHB520246	195	285	195
XGHB320345	420	540	450

Minimum Mounting Distances in a Metal Structure

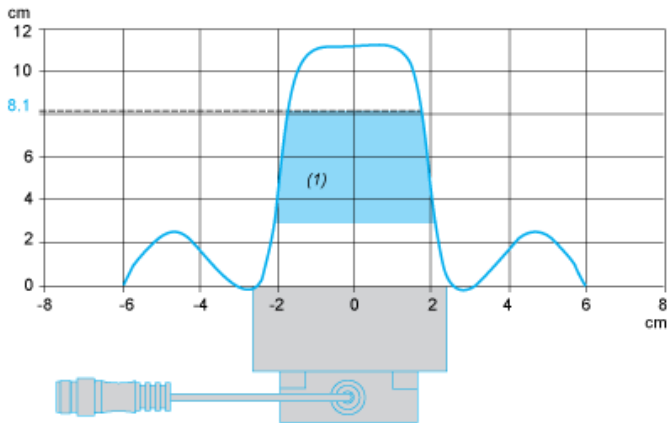
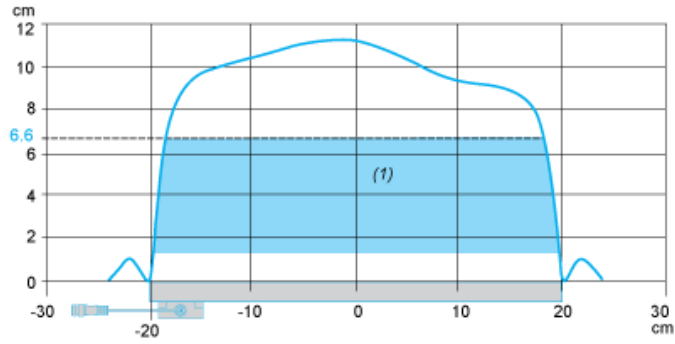
Distance Between Field Expanders



Field expanders	
e (mm)	h (mm)
15	30

Curves

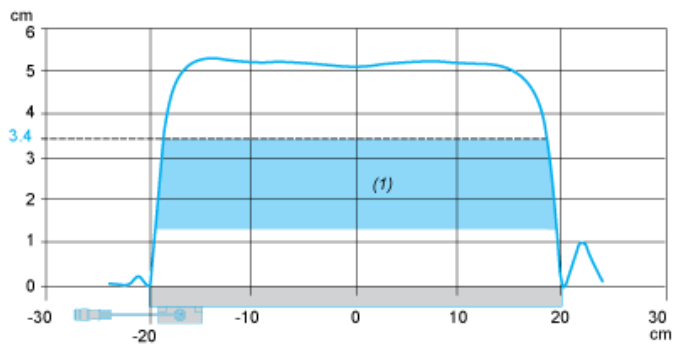
Dialogue Zones for Field Expanders

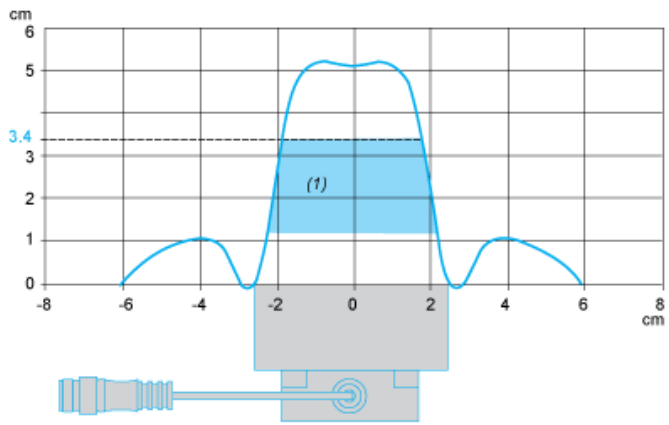


(1) Recommended working zone.

Curves

Dialogue Zones for Field Expanders





(1) Recommended working zone.