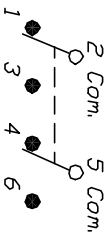
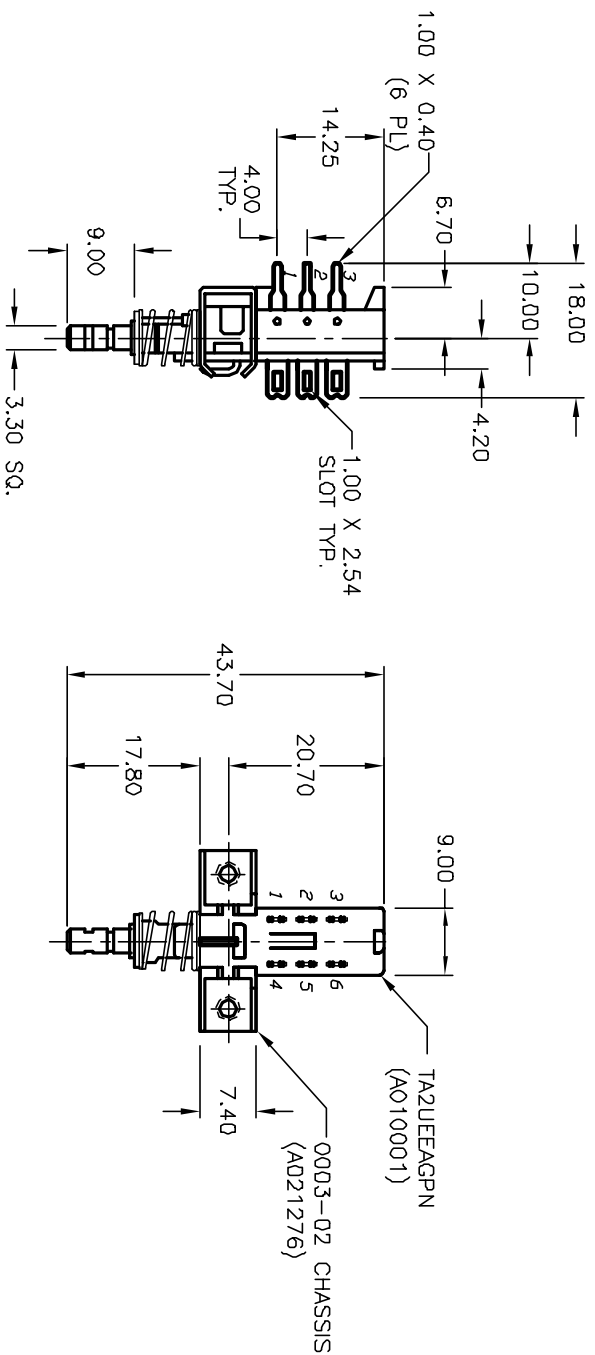
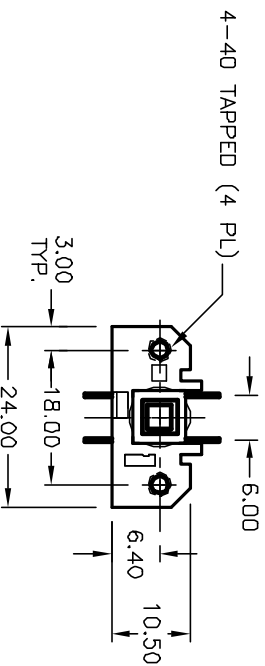


RECOMMENDED P.C.B. LAYOUT



CIRCUIT: DPDT



NOTES:

1. ALL DIMENSIONS IN MM
2. GENERAL TOLERANCE: X.X=±0.4
X.XX=±0.25
3. TERM. NOS. FOR REF. ONLY
4. RATING: 0.5A @100VAC, 0.2A @250VAC, 1A @25VDC
5. OPERATING FORCE: <700 GRAMS
6. CONTACT RESISTANCE: 30 MILL-OHM TYPICAL
7. DIELECTRIC STRENGTH: 1,500 V RMS min.
8. ELECTRICAL LIFE: 100,000 TYP. CYCLES
9. OPERATING TEMP.: -20°C to 70°C

REV.	ECN NO.	DESCRIPTION	DATE	CHK'D
A	11865	RELEASED FOR PRODUCTION	12/21/01	CJB

TITLE	SCALE	DATE	DR	DWG	REV
1X TA 0003-02 (/) 2U EE A AG PN TAPPED 4-40 T&E / F& B	1:1	12/21/01	CJB	XA0877A	A

E-SWITCH®

THE INFORMATION CONTAINED IN THIS DOCUMENT IS PROPRIETARY TO E-SWITCH AND IS NOT TO BE COPIED OR TRANSMITTED