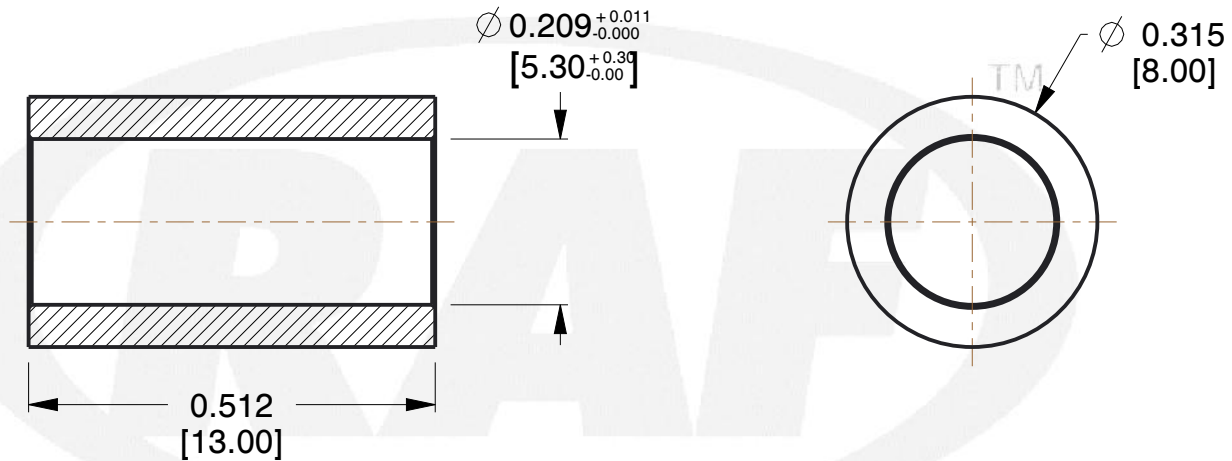




| REV | CHANGE | DATE | DRN | CHK |
|-----|--------|----------|-----|-----|
| | Drawn | 02/06/17 | SJ | T |



NOTES:

1. Material : Nylon
2. Finish :
3. ASME Y14.5M - 2009
4. All Drawing Dimensions are in Inches [mm]
5. Unless otherwise specified; Edge Breaks, Radii or Countersinks 0.005-0.015

| | | | | | |
|--|---|--|-------------------|---------|--------------|
|  95 Silvermine Rd., Seymour CT 06483 Tel: 203-888-2133, Fax: 203-888-9860 | This Drawing is the Property of RAF. It contains confidential, proprietary information that is RAF property. Do not disclose to or duplicate for others except as authorized by RAF. | TOLERANCES ALL DIMENSIONS ARE INCHES (UNLESS OTHERWISE SPECIFIED) METALLIC LENGTHS <math>< /math> <math>< /math> 6 INCHES ± 0.005 LENGTH > 6 INCHES ± 0.010 DIAMETERS: ± 0.005 NON-METALLIC LENGTH: ± 0.010 DIAMETERS: ± 0.010 INTERNAL THREADS: MINIMUM THREAD DEPTH | COMPONENT | SPACERS | |
| | | | M0602-5-N | | SCALE |
| | | | 8MM ROUND SPACERS | | 4.14 |
| | | | | | SHEET |
| | | | 1 of 1 | | |