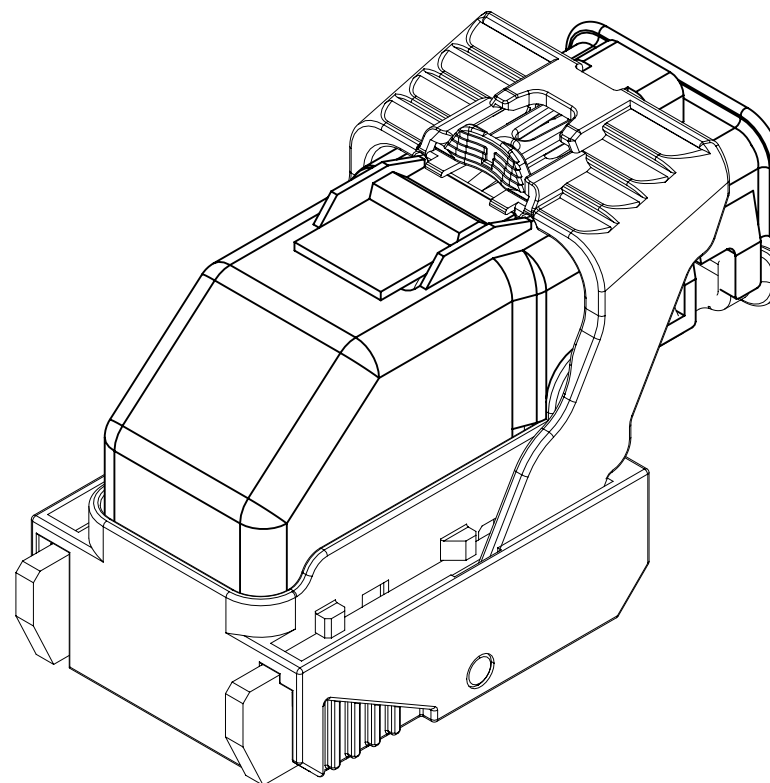




INDEX	
PAGE TITLE	PAGE
TITLE BLOCK	1
REVISION BLOCK	2
PART BLOCK	3
KPC BLOCK	4
COMPONENT TABLE	5
NOTES	6
NOTES	7
WIRE DRESS PACKAGING DIMENSIONS	8
LOCATION AND PACKAGING DIMENSIONS REFERENCING INTERFACE DATUMS B & C	9
LOCATION AND PACKAGING DIMENSIONS REFERENCING INTERFACE DATUM A	10
KEY ID REF - WIRE DRESS OPTION 0	11
KEY ID REF - WIRE DRESS OPTION 9	12
CIRCUIT CONFIGURATIONS	13
CIRCUIT CONFIGURATIONS	14
COMPONENT CONNECTOR INTERFACE	15
COMPONENT CONNECTOR INTERFACE	16
COMPONENT CONNECTOR INTERFACE	17
COMPONENT CONNECTOR INTERFACE	18
COMPONENT CONNECTOR INTERFACE	19
COMPONENT CONNECTOR INTERFACE	20
COMPONENT CONNECTOR INTERFACE	21
COMPONENT CONNECTOR INTERFACE	22




ISO VIEW

	THIS DOCUMENT IS IN ACCORDANCE WITH ASME Y14.5M-1994 AS AMENDED BY THE GM GLOBAL DIMENSIONING AND TOLERANCING ADDENDUM - 2004.			DATE		
	 CHANGE RESTRICTED NO MANUAL CHANGES	REFERENCE 12H (MOLEX AUTOMOTIVE)	DRAFTER	D. KOEHLER	28AP15	
APVD1			M.R. OOSTERINK	29AP15		
APVD2			J. SWARTZ	29AP15		
APVD3			G. FLECK	08MY15		
APVD4						
DO NOT SCALE		APVD5				
METRIC DIMENSIONS SHOWN IN MILLIMETERS UNLESS OTHERWISE SPECIFIED	DRAWING NAME					
	HARNESS CONN ASM-SEALED 18/49/56 CKTS, MX123					
	DRAWING NUMBER	DWG STATUS			PAGE NUMBER	
		12642694	ST	REV		PDI
			R	001		
				1 of 22		

PAGE	DWG STATUS					REVISION HISTORY	AUTH	DR	CK	ENG
	DATE	ST	REV	CHG	PDI					

PAGE	DWG STATUS					REVISION HISTORY	AUTH	DR	CK	ENG
	DATE	ST	REV	CHG	PDI					
	08MY15	R	001			RELEASED TO PRODUCTION AT DLS A	CRMRJD	DFK	MRO	GF

	PAGE TITLE	DRAWING NUMBER	DWG STATUS			PAGE NUMBER		
	REVISION BLOCK			12642694	ST		REV	PDI
					R		001	



KEY PRODUCT CHARACTERISTICS  
(IN ACCORDANCE WITH QN 1805 OR ON 1050)



SAFETY/COMPLIANCE

TOTAL ON  
DRAWING

5



FIT/FUNCTION

LAST NO.  
USED

5

NO	TYPE	DESCRIPTION	RATIONALE	PAGE/ZONE
1	F/F	32.68	IMPROVE CONNECTOR SYSTEM MATING	16
2	F/F	29.00	INSURE PROPER RELEASE OF LEVER	16
3	F/F	15.25	INSURE FINAL MATE POSITION	17
5	F/F	POSITIONAL TOLERANCE (2 PLACES)	INSURE CONNECTOR SYSTEM MATIBILITY	20



PAGE TITLE  
KPC BLOCK

DRAWING NUMBER

12642694

DWG STATUS

ST	REV	PD1
----	-----	-----

R	001	
---	-----	--


PAGE NUMBER

4 OF 22



P. No	MFG.	MFG. P/N	GM P/N	Effective Date	APPLICABLE COMPONENTS	Key Option	Wire Dress Option	Key Config.	Color	Status
					DESCRIPTION					
1	Molex	34575-0003	12582679	02JN03	WIRE HARNESS COVER	N/A	NA	N/A	BLACK	AVAILABLE
2	Molex	34576-0103	12666118	31JL15	HARN CONN ASM 49 CKT	A	0	1458	BLACK	ACTIVE
3	Molex	34576-0203	12650786	T.B.D.	HARN CONN ASM 49 CKT	B	0	1468	ST GRAY	NOT ACTIVE
4	Molex	34576-0303	12666120	31JL15	HARN CONN ASM 49 CKT	C	0	2467	BLUE	ACTIVE
5	Molex	34576-0403	12615660	T.B.D.	HARN CONN ASM 49 CKT	D	0	2367	BROWN	NOT ACTIVE
6	Molex	34576-0503	12615661	T.B.D.	HARN CONN ASM 49 CKT	E	0	2468	GREEN	NOT ACTIVE
7	Molex	34576-0603	12615662	T.B.D.	HARN CONN ASM 49 CKT	F	0	1357	NATURAL	NOT ACTIVE
8	Molex	34576-0703	12582680	11JN04	HARN CONN ASM 56 CKT	G	0	1358	BLUE	AVAILABLE
9	Molex	34576-0803	12582681	11JN04	HARN CONN ASM 56 CKT	H	0	2458	ST GRAY	AVAILABLE
10	Molex	34576-0903	12615658	T.B.D.	HARN CONN ASM 56 CKT	J	0	2457	BLACK	NOT ACTIVE
11	Molex	34576-1003	AVA77166	T.B.D.	HARN CONN ASM 56 CKT	K	0	2357	BROWN	NOT ACTIVE
12	Molex	34576-1103	AVA77167	T.B.D.	HARN CONN ASM 56 CKT	L	0	2368	GREEN	NOT ACTIVE
13	Molex	34576-1203	AVA77168	T.B.D.	HARN CONN ASM 56 CKT	M	0	2358	NATURAL	NOT ACTIVE
14	Molex	34576-1303	12666119	31JL15	HARN CONN ASM 49 CKT	A	9	1458	BLACK	ACTIVE
15	Molex	34576-1403	12650787	T.B.D.	HARN CONN ASM 49 CKT	B	9	1468	ST GRAY	NOT ACTIVE
16	Molex	34576-1503	12666121	31JL15	HARN CONN ASM 49 CKT	C	9	2467	BLUE	ACTIVE
17	Molex	34576-1603	12615663	T.B.D.	HARN CONN ASM 49 CKT	D	9	2367	BROWN	NOT ACTIVE
18	Molex	34576-1703	12615664	T.B.D.	HARN CONN ASM 49 CKT	E	9	2468	GREEN	NOT ACTIVE
19	Molex	34576-1803	12615665	T.B.D.	HARN CONN ASM 49 CKT	F	9	1357	NATURAL	NOT ACTIVE
20	Molex	34576-1903	12603600	11JN04	HARN CONN ASM 56 CKT	G	9	1358	BLUE	AVAILABLE
21	Molex	34576-2003	12603601	T.B.D.	HARN CONN ASM 56 CKT	H	9	2458	ST GRAY	NOT ACTIVE
22	Molex	34576-2103	12615659	T.B.D.	HARN CONN ASM 56 CKT	J	9	2457	BLACK	NOT ACTIVE
23	Molex	34576-2203	AVA77192	T.B.D.	HARN CONN ASM 56 CKT	K	9	2357	BROWN	NOT ACTIVE
24	Molex	34576-2303	AVA77193	T.B.D.	HARN CONN ASM 56 CKT	L	9	2368	GREEN	NOT ACTIVE
25	Molex	34576-2403	AVA77143	T.B.D.	HARN CONN ASM 56 CKT	M	9	2358	NATURAL	NOT ACTIVE
26	Molex	34851-0007	12644156	31AU15	HARN CONN ASM 18 CKT	G	0	1358	BLUE	ACTIVE
27	Molex	34851-0008	12644158	31AU15	HARN CONN ASM 18 CKT	H	0	2458	ST GRAY	ACTIVE
28	Molex	34851-0019	12644157	31AU15	HARN CONN ASM 18 CKT	G	9	1358	BLUE	ACTIVE
29	Molex	34851-0020	12644159	31AU15	HARN CONN ASM 18 CKT	H	9	2458	ST GRAY	ACTIVE
30	Molex	34736-2002	12642697	01AU10	MX64 RCPT TERM Ag 18/20 GAGE B (RIGHT PAYOFF)	N/A	N/A	N/A	N/A	AVAILABLE
31	Molex	34736-2001	12642696	01AU10	MX64 RCPT TERM Ag 22 GAGE B (RIGHT PAYOFF)	N/A	N/A	N/A	N/A	AVAILABLE
32	Molex	34586-0001	T.B.D.	11JN04	MX123 0.64MM GROMMET PLUG	N/A	N/A	N/A	NATURAL	AVAILABLE
33	Yazaki	7116-4150-02	12588066	02JN03	2.8mm YESC SEALED FEMALE TERMINAL TIN 20/22 GAGE (CABLE RANGE 0.30mm-0.60mm)	N/A	N/A	N/A	N/A	NOT ACTIVE
34	Yazaki	7116-4151-02	12588067	02JN03	2.8mm YESC SEALED FEMALE TERMINAL TIN 16/18 GAGE (CABLE RANGE 0.75mm-1.40mm)	N/A	N/A	N/A	N/A	NOT ACTIVE
35	Yazaki	7116-4152-02	12582685	02JN03	2.8mm YESC SEALED FEMALE TERMINAL TIN 14 GAGE (CABLE RANGE 1.50mm-2.50mm)	N/A	N/A	N/A	N/A	AVAILABLE
36	Yazaki	7158-3111-60	12588068	02JN03	2.8mm CABLE SEAL (wire O.D. range 1.20mm-1.90mm)	N/A	N/A	N/A	GREEN	NOT ACTIVE
37	Yazaki	7158-3112-70	12588069	02JN03	2.8mm CABLE SEAL (wire O.D. range 1.80mm-2.30mm)	N/A	N/A	N/A	YELLOW	NOT ACTIVE
38	Yazaki	7158-3113-40	12582686	02JN03	2.8mm CABLE SEAL (wire O.D. range 2.18mm-3.00mm)	N/A	N/A	N/A	WHITE	AVAILABLE
39	Yazaki	7158-3114-90	T.B.D.	02JN03	2.8mm YESC CAVITY PLUG	N/A	N/A	N/A	BLUE	AVAILABLE
40	FCI	33140138	12646399	10JA14	6.35mm APEX RCPT TERM Sn/Ag GRIP CODE-10 (6mm2) - Greased	N/A	N/A	N/A	N/A	AVAILABLE
41	FCI	33140135	12654556	10JA14	6.35mm APEX RCPT TERM Sn/Ag GRIP CODE-TBD (1mm2) - Greased	N/A	N/A	N/A	N/A	AVAILABLE
42	QSR	A-0549C	12646688	01SE14	6.35mm CABLE SEAL (FOR 6.0mm2 WIRE SIZE - 3.6 TO 4.2mm INSULATION OD)	N/A	N/A	N/A	WHITE	AVAILABLE
43	QSR	A-0549B	12654557	01SE14	6.35mm CABLE SEAL (FOR 0.75-1.25mm2 WIRE SIZE - 1.8 TO 2.3mm INSULATION OD)	N/A	N/A	N/A	BLUE	AVAILABLE
44	Molex	63811-4200	XX019825	02JN03	MX64 TERM HAND CRIMP TOOL	N/A	N/A	N/A	N/A	AVAILABLE
45	Molex	63813-1400	XX019826	02JN03	MX64 TERM SERVICE TOOL	N/A	N/A	N/A	N/A	AVAILABLE
46	Molex	63865-8000	XX019827	02JN03	MX64 CRIMP APPLICATOR with TOOL KIT 18/20 GAGE PAYOFF DIRECTION D (left payoff) (contact Molex for payoff detail)	N/A	N/A	N/A	N/A	AVAILABLE
47	Molex	63865-8070	XX019828	02JN03	MX64 APPLICATOR TOOL KIT 18/20 GAGE	N/A	N/A	N/A	N/A	AVAILABLE
48	Molex	63865-8100	XX019829	02JN03	MX64 CRIMP APPLICATOR with TOOL KIT 22 GAGE PAYOFF DIRECTION D (left payoff) (contact Molex for payoff detail)	N/A	N/A	N/A	N/A	AVAILABLE
49	Molex	63865-8170	XX019830	02JN03	MX64 APPLICATOR TOOL KIT 22 GAGE	N/A	N/A	N/A	N/A	AVAILABLE
50	SPX	J35616-64	T.B.D.	02JN03	0.64mm PROBE TOOL (for rcpt)	N/A	N/A	N/A	N/A	AVAILABLE
51	SPX	J35616-64A	T.B.D.	02JN03	0.64mm PROBE TOOL WITH EXT (for rcpt)	N/A	N/A	N/A	N/A	AVAILABLE
52	SPX	J35616-65	T.B.D.	02JN03	0.64mm PROBE TOOL WITH EXT (for pin)	N/A	N/A	N/A	N/A	AVAILABLE
53	SPX	J35616-4A	T.B.D.	02JN03	2.8mm PROBE TOOL (for rcpt)	N/A	N/A	N/A	N/A	AVAILABLE
54	YAZAKI	X39899-J374	12094430	02JN03	2.8mm TERM SERVICE TOOL	N/A	N/A	N/A	N/A	AVAILABLE
55	TQ1	7000-1001	N/A	01FE15	18CKT PASS THROUGH ADAPTERS	N/A	N/A	N/A	BLACK	AVAILABLE
56	TQ1	7000-1004	N/A	01FE15	49CKT PASS THROUGH ADAPTERS	N/A	N/A	N/A	BLACK	AVAILABLE
57	TQ1	79917-0060	N/A	02JA08	56CKT PASS THROUGH ADAPTERS	N/A	N/A	N/A	BLACK	AVAILABLE
58	Molex	63813-1500	J-38125-217	01SE14	6.35mm APEX TERM SERVICE TOOL	N/A	N/A	N/A	N/A	AVAILABLE

\* MX123 WIRE HARNESS COVER MATES TO ANY 18/49/56 CKT MX123 HARN CONN ASSY SHOWN ON THIS TABLE

	PAGE TITLE	DRAWING NUMBER	DWG STATUS			PAGE NUMBER
	COMPONENT TABLE	12642694	ST	REV	PDI	5 of 22
			R	001		

NOTES: UNLESS OTHERWISE SPECIFIED

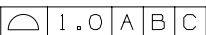
1. MATERIAL FOR INTERFACE:

- A. RESIN:
  - 1. 30% G.F. PBT; 20% MAX. (BY WEIGHT) REGRIND.
  - 2. MATING CONNECTOR INTERFACE PART COLOR MUST BE SAME AS MATCHING KEYED HARNESS CONNECTOR ASSEMBLY.
  - 3. MUST BE VALIDATED FOR INDIVIDUAL DEVICE APPLICATION REQUIREMENTS.
- B. 0.64MM PINS:
  - 1. BASE MATERIAL: COPPER ALLOY; CONDUCTIVITY >= 28% IACS AT 20°C; TENSILE STRENGTH >= 635 N/mm<sup>2</sup>; SURFACE ROUGHNESS R<sub>a</sub> 6 MAX.
  - 2. PLATING FINISH: SILVER (Ag). PLATING TO BE 1.9-3.3 μm ELECTRODEPOSITED SEMI-BRIGHT SILVER OVER 1.25-2.25 μm DUCTILE SULPHAMATE NICKEL PER NOTE 1(D).
  - 3. ANTI-TARNISH: SYNTHETIC HYDROCARBON CONTACT SURFACE FINISH OR EQUIVALENT APPLIED WITHOUT VOID TO CONTACT AREA (MIN 3.7mm FROM PIN TIP).
- C. 2.8MM BLADE:
  - 1. BASE MATERIAL: COPPER ALLOY; CONDUCTIVITY >= 28% IACS AT 20°C; TENSILE STRENGTH >= 350 N/mm<sup>2</sup>; SURFACE ROUGHNESS R<sub>a</sub> 6 MAX.
  - 2. PLATING FINISH: TIN. PLATING TO BE 2.5-5.0 μm ELECTRODEPOSITED TIN, MATTE FINISH OVER 1.25-2.5μm DUCTILE SULPHAMATE NICKEL PER NOTE 1(D).
- D. 6.3MM BLADE:
  - 1. BASE MATERIAL: COPPER ALLOY; CONDUCTIVITY >= 50% IACS AT 20°C;
  - 2. PLATING FINISH: SILVER (Ag) PLATING TO BE 1.9-3.3 μm ELECTRODEPOSITED SEMI-BRIGHT SILVER, OVER 1.25-2.5μm DUCTILE SULPHAMATE NICKEL PER NOTE 1(D) WITH ENVIRONMENTAL BARRIER OR TIN/SILVER (ELECTRO-DEPOSITED), UNDERPLATE 0.5-2.0 μm NICKEL OR COPPER. TOP PLATING: 1.0-3.0 μm (SILVER RANGE 3.75-X.XX NO ANTI-TARNISH COATING REQUIRED).

E. PLATING REQUIREMENTS:


- 1. SILVER PLATING
  - a. 99.5% PURE SEMI-BRIGHT WITH NO ORGANIC BRIGHTNERS OR CHROMATES.
- 2. NICKEL PLATING
  - a. ELECTRODEPOSITED DUCTILE SULFAMATE NICKEL WITH A NON-BRIGHTENED FINISH. NO ORGANIC OR BRIGHTENING AGENTS SHALL BE ALLOWED.
  - b. SHALL ONLY BE USED AS AN UNDERLYING PLATING AND MAY NOT BE USED AS AN ELECTRICAL CONTACT SURFACE PLATING.
  - c. SHALL BE NODULE FREE WHEN VIEWED AT 10X MAGNIFICATION IN MEASURED IN CONTACT SURFACE AREA PLUS 0.5MM PERIMETER AROUND THE CONTACT SURFACE AREA.
  - d. ALL PLATINGS SHALL HAVE A 1.0% MAXIMUM BY WEIGHT IMPURITIES. IMPURITIES ARE DEFINED AS ALL ELEMENTS NOT THE PRIMARY PLATING OR HARDENING AGENT IF APPLICABLE, AS DETERMINED BY WET CHEMICAL ANALYSIS OR AUGER METHOD. NO SINGLE IMPURITY SHALL EXCEED 0.1% MAXIMUM BY WEIGHT.
- 3. TESTING
  - a. THICKNESS TO BE MEASURED IN CONTACT SURFACE AREA PLUS 0.5MM PERIMETER AROUND THE CONTACT SURFACE AREA AS DESIGNATED IN THE DRAWING. THICKNESS SHALL BE DETERMINED BY METHOD OF X-RAY (XRF).
  - b. PLATING ADHESION SHALL BE TESTED BY A BEND TEST FOR ALL METALS. THE TEST SAMPLE SHALL BE BENT 90 DEGREES TO DETERMINE DEPOSIT ADHESION. TESTING SHALL BE COMPLETED IN ACCORDANCE WITH ASTM SPEC B571.

2. DESIGN - GENERAL:

- A. THIS IS A 100% CAD GENERATED PART. THE CAD MATHEMATICAL DATA IS THE MASTER FOR THIS PART. WHERE DIMENSIONS ARE SPECIFIED ON THE DRAWING, THE DRAWING IS THE AUTHORITY FOR DIMENSIONAL VALUES. FOR DIMENSIONAL OR ANY INFORMATION NOT SHOWN ON THIS DRAWING, ANALYZE THE CAD MODEL.
- B. DIMENSIONS OBTAINED FROM THE DIGITAL MODEL ARE BASIC:
  - 1. FOR RELATIONSHIPS BETWEEN FEATURES WHEN ESTABLISHED BY GEOMETRIC TOLERANCES.
  - 2. FOR THE FORM OF A FEATURE WHEN CONTROLLED BY A PROFILE TOLERANCE.
  - 3. FOR THE SIZE, FORM AND/OR RELATIONSHIP BETWEEN FIXED DATUM TARGETS.
- C. DIMENSIONS OBTAINED FROM THE DIGITAL MODEL ARE ROUNDED TO TWO DECIMAL PLACES (PER IEEE/ASTM SI 10-2002)
- D. VIEWS AND SECTIONS ON THIS DRAWING ARE IN ACCORDANCE WITH GM DCS SECTION C3.
- E. THE DIGITAL MODEL MUST CORRESPOND TO THE RELEASE LEVEL SHOWN IN THE PART BLOCK ON THIS DOCUMENT.
- F. TOLERANCES:
  - 1. LINEAR
    - 0.X ± 0.30
    - 0.XX ± 0.10
    - 0.XXX ± 0.10
  - 2. ANGULAR X° ± 3°
  - 3.  1.0 A B C
- G. MINIMUM WALL THICKNESS REQUIRED: 1.3mm.
- H. CORNERS SHOWN AS SHARP TO BE R 0.2 MAX.
- J. LETTERING SHALL BE 0.15 MAX RAISED IN 0.20 MAX RECESS PAD. THIS INCLUDES MATERIAL CODE, RECYCLING CODE, CAVITY ID AND DATE CODE.
- K-1. PARTS MUST BE FREE OF DISCOLORATION, SALT RESIDUE AND OTHER IMPERFECTIONS THAT AFFECT FIT OR FUNCTION.
- K-2. SCRATCHES OR DENTS NOT TO EXCEED 0.013mm IN DEPTH.
- L. FOLLOWING PRODUCTION CODES TO BE PERMANENTLY MARKED & HUMAN READABLE TO A LETTER HEIGHT OF 1.5 ± 0.5MM X 0.3 MAX DEEP
  - 1. MATERIAL #: XXXXX-XXXX
  - 2. DATE CODE: JJJY (JULIAN DAY, LAST DIGIT OF YEAR)
  - 3. INSPECTION MACHINE CODE + SERIAL #: X\_XXXXX

3. DESIGN - MANUFACTURING:

- A. DRAFT TO BE WITHIN TOLERANCE.
- B. ALLOWABLE FLASH MAX 0.2 HIGH X MAX 0.13 THICK.
- C. ALLOWABLE PARTING LINE MISMATCH 0.2 MAX.
- D. EJECTOR PINS MARK TO BE FLUSH TO 0.25 MAX DEPRESSED.
- E. ALLOWABLE GATE VESTIGE FLUSH TO 0.25 MAX PROTRUSION.
- F. NO EXTERNAL MOLD RELEASE AGENT ALLOWED DURING MANUFACTURING.
- G. STEEL THAT FORMS THE INDICATED SURFACE MUST BE POLISHED WITH A DIAMOND FINISH (SPI A-2) OVER THE FULL PERIPHERY OF THE TOOL. SURFACE MUST HAVE NO MISMATCH.
- H. ANY PROCESS LUBRICANT REMAINING ON THE TERMINAL MUST NOT VARNISH OR DEGRADE IT'S ELECTRICAL PERFORMANCE UP TO A MAXIMUM CLASS AMBIENT TEMPERATURE PER SAE USCAR-2 FOR 1008 HOURS. PROCESS LUBRICANTS SHOULD BE APPROVED BY THE RESPONSIBLE ENGINEER.
- J. OPTIONAL FEATURES PROVIDED FOR AUTOMATION.
- K. PART MUST BE FREE FROM BURRS AND SHARP EDGES, WHICH MIGHT BE DETRIMENTAL TO SATISFACTORY ASSEMBLY, SAFE HANDLING OR FUNCTION OF PART.
- L. PARTS AS DELIVERED TO ASSEMBLY SHALL BE CLEAN AND FREE OF DEBRIS, RESIDUAL ABRASIVE MATERIAL AND CORROSION PRODUCTS ADVERESLY AFFECTING FUNCTION OR APPEARANCE.
- M. RESTRICTED AND REPORTABLE SUBSTANCES FOR PARTS PER GMW3059.

	PAGE TITLE	DRAWING NUMBER	DWG STATUS			PAGE NUMBER	
	NOTES		12642694	ST	REV		PDI
				R	001		

NOTES: UNLESS OTHERWISE SPECIFIED

4. SYSTEM REQUIREMENTS:

- A. HARNESS CONNECTOR IS COMPATIBLE WITH THE FOLLOWING WIRE SIZE NO'S:  
 SAE 14AWG, MEETING SAE J1128  
 SAE 18AWG, MEETING SAE J1128, MAX O.D. OF 2.06 MM  
 SAE 20AWG, MEETING SAE J1128  
 SAE 22AWG, MEETING SAE J1128, MIN O.D. OF 1.47 MM  
 ISO 6mm<sup>2</sup>, FLR2X-A/T-125 PER GM 15626 (FEB 2008)
- B. CABLE TIE SPECIFICATIONS:  
 1. CABLE TIE:  
 TENSILE RATING: 220N / (50lbs) MIN  
 TIE LENGTH: 186mm MIN  
 TIE WIDTH: 4.75mm MAX  
 MATERIAL: NYLON  
 2. INSTALLATION:  
 CABLE TIE TENSION: 190N MIN  
 3. DRESSED WIRE BUNDLE PACKAGING: SEE FIG. 1
- C. WHEN MATED WITH COMPONENT CONNECTOR INTERFACE AND/OR DRESS COVER, HARNESS CONNECTOR SYSTEM CONFORMS TO THE FOLLOWING:  
 1. SAE/USCAR-2, REV: 3 APRIL, 2001; CLASS 3  
 2. FIELD CORRELATED LIFE TEST, SAE/USCAR-20, NOV. 2001  
 3. GMW #3191 AUGUST 22, 2000 (DRAFT); TEMPERATURE CLASS 3 (145°C), SEALING CLASS 1 (HIGH PRESSURE SPRAY), VIBRATION CLASS 2 (ON BODY)  
 4. TPA USER FORCES (FULLY POPULATED WITH TERMINALS)  
 a. REMOVAL FROM LOCK TO PRE-SET: <=120N
- D. WIRE SPECIFICATIONS:  
 1. WIRE SURFACE MUST BE FREE OF SCRATCHES, GROOVES OR DENTS WHERE FUNCTIONAL

5. TERMINAL CURRENT RATINGS:

ALL TESTING DONE IN ACCORDANCE WITH USCAR-2 REV5 SECTION 5.3

- A. MX64 RCPT TERM  
 1. MX64 RCPT TERM Ag 18/20 GAGE CRIMPED TO SAE WIRE SIZE NO.18 AND MATED TO MX123 0.64MM PIN: 11.3 AMPS  
 2. MX64 RCPT TERM Ag 22 GAGE CRIMPED TO SAE WIRE SIZE NO.22 AND MATED TO MX123 0.64MM PIN:8.5 AMPS

WIRE	CURRENT RATING			
	23 deg.C	85 deg.C	105 deg.C	125 deg.C
18AWG	11.3A	11.3A	9.5A	6.6A
20AWG	10.0A	10.0A	8.3A	5.7A
22AWG	8.6A	8.6A	7.1A	5.0A

- B. 2.8MM RCPT TERM  
 1. 2.8MM RCPT TERM TIN 14 GAGE CRIMPED TO SAE WIRE SIZE NO.14 AND MATED TO MX123 2.8MM BLADE: 25.6 AMPS
- C. 6.3MM RCPT TERM - FCI APEX  
 1. 6.3MM RCPT TERM TIN/SILVER CRIMPED TO 6.0MM<sup>2</sup> WIRE AND MATED TO MOLEX 6.3MM<sup>2</sup> BLADE (Sn/Ag PLATED):36A AT 125°C
6. CONTACT MOLEX AUTOMOTIVE FOR AVAILABLE CUSTOM PATTERNS OF CAVITIES OPEN FOR CIRCUITS

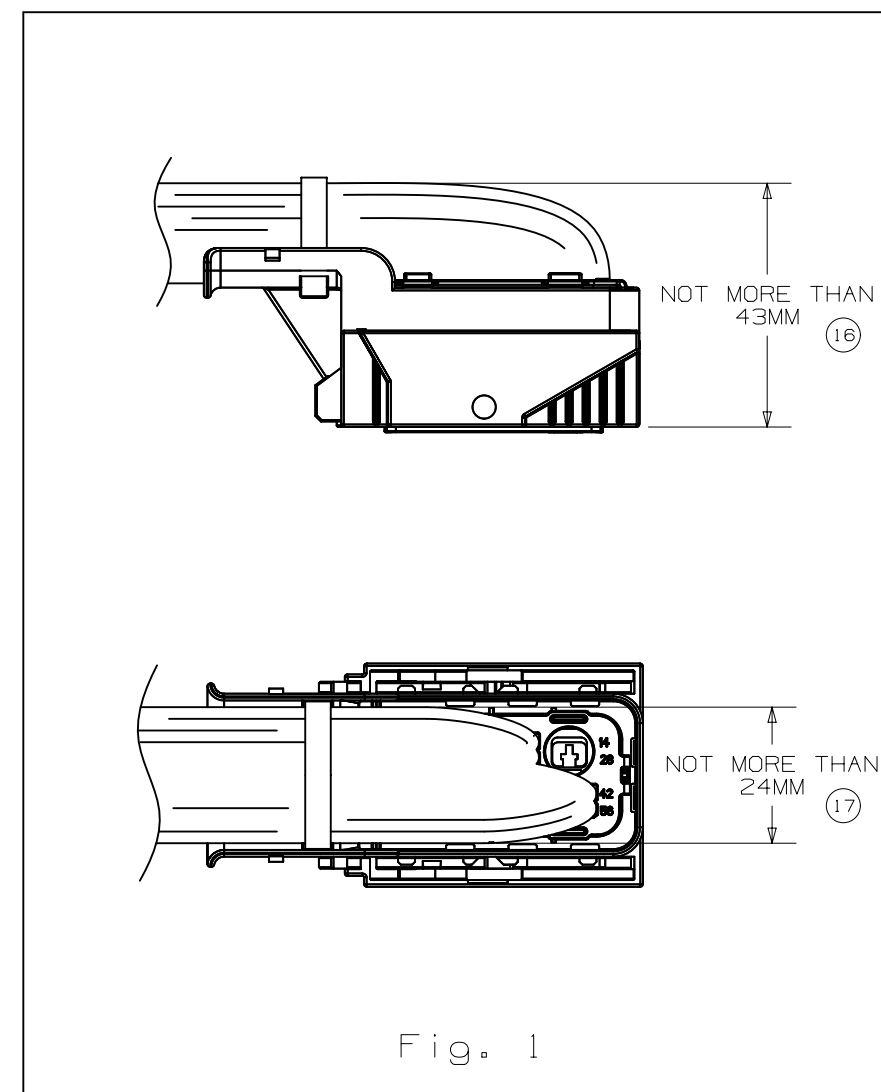
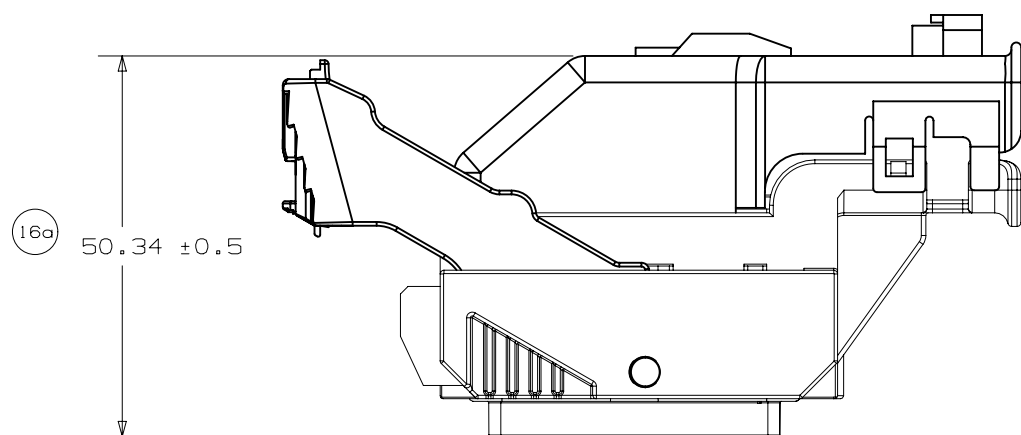


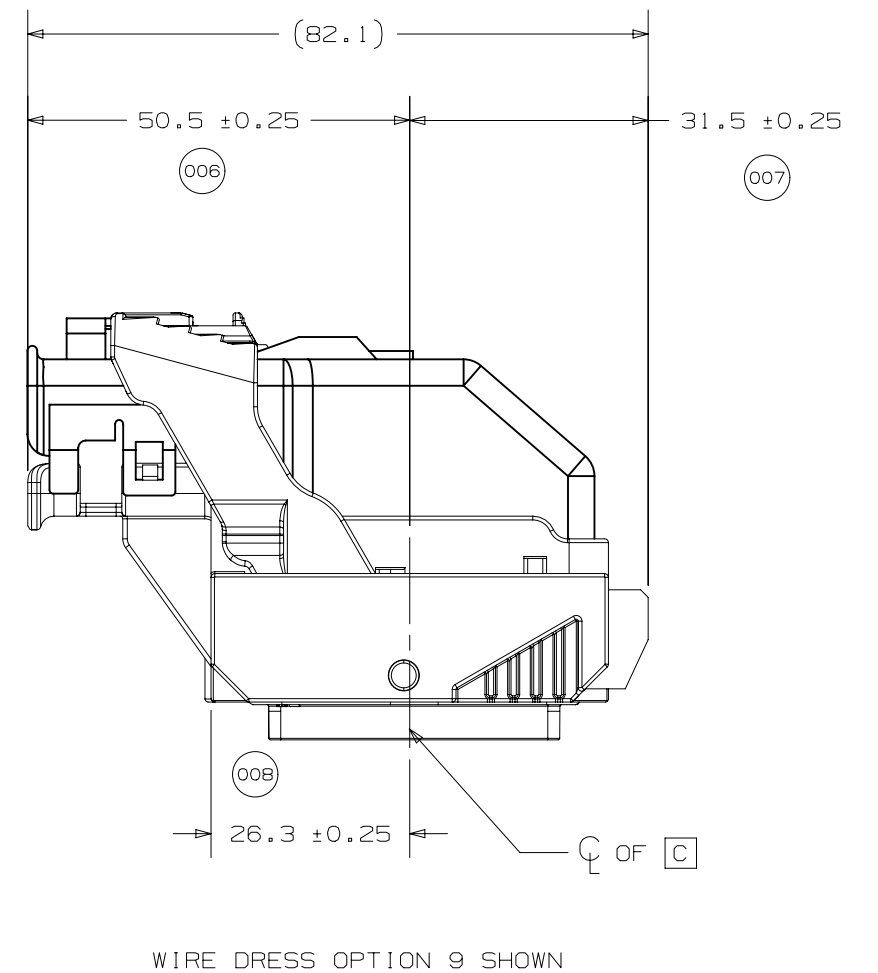
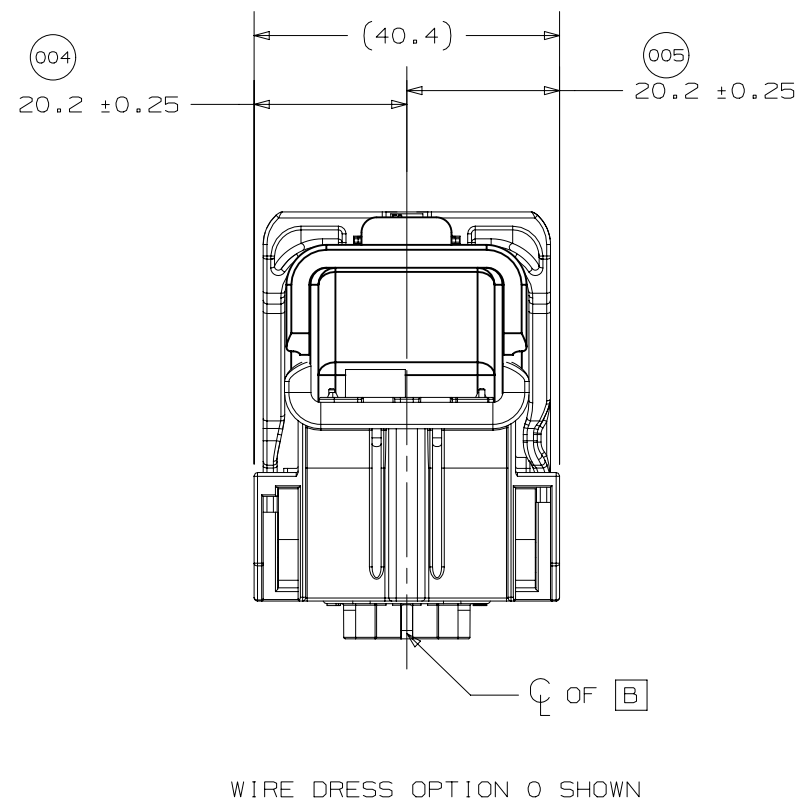
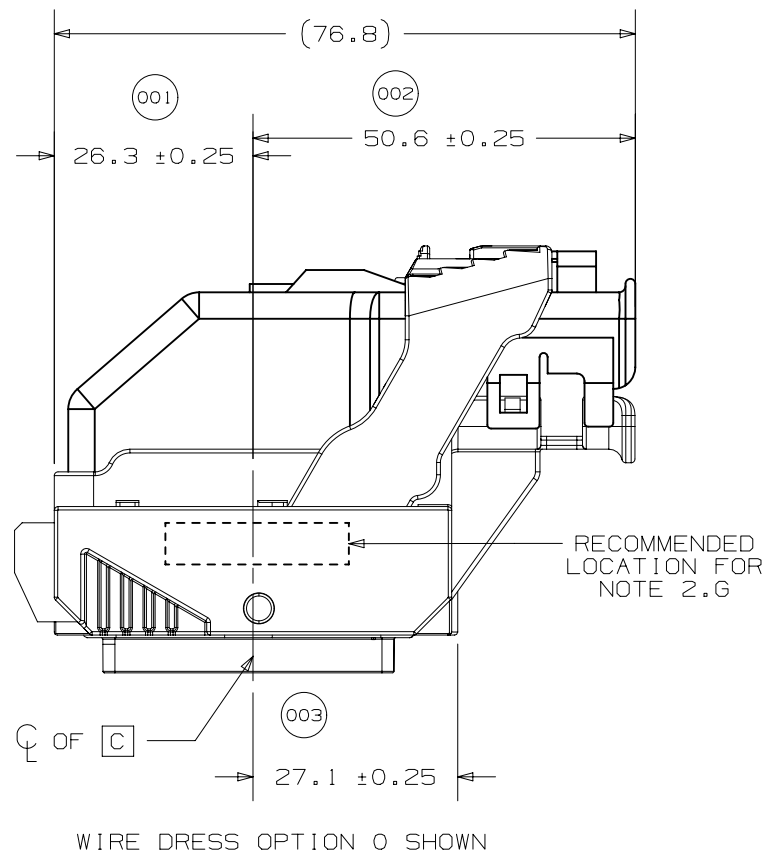
PAGE TITLE  
 NOTES

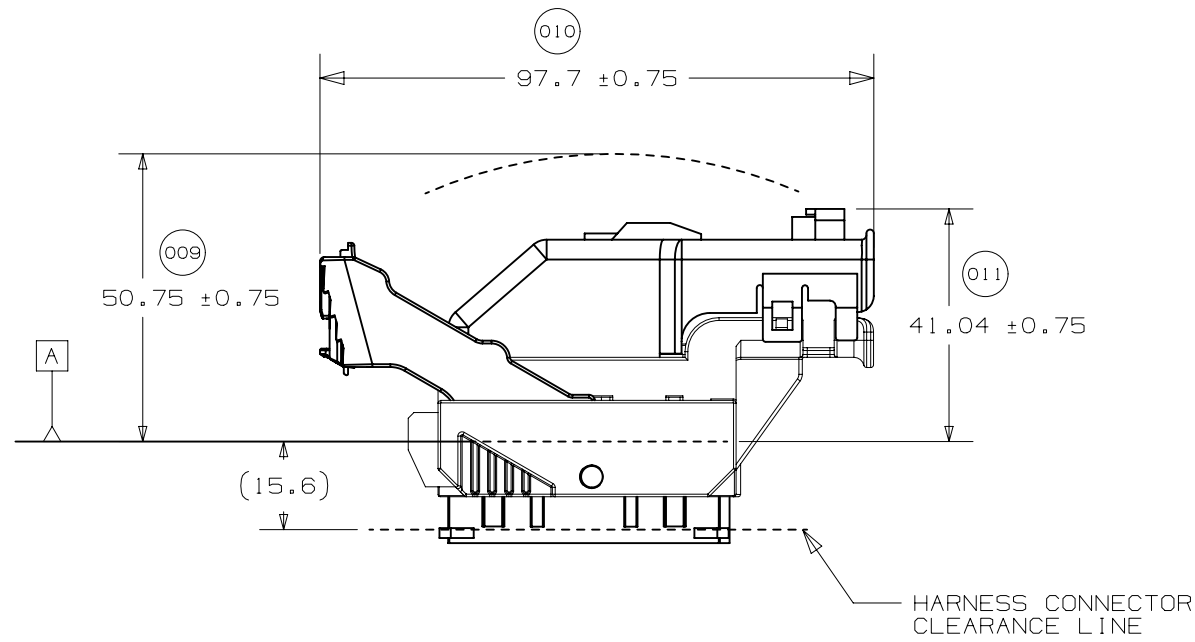
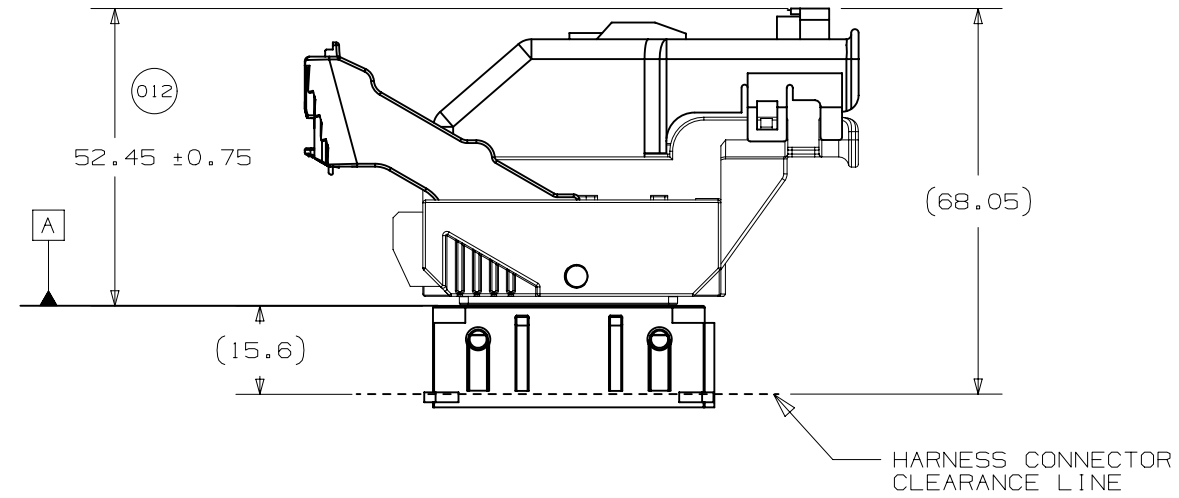
DRAWING NUMBER  
 12642694

DWG STATUS		
ST	REV	PDI
R	001	

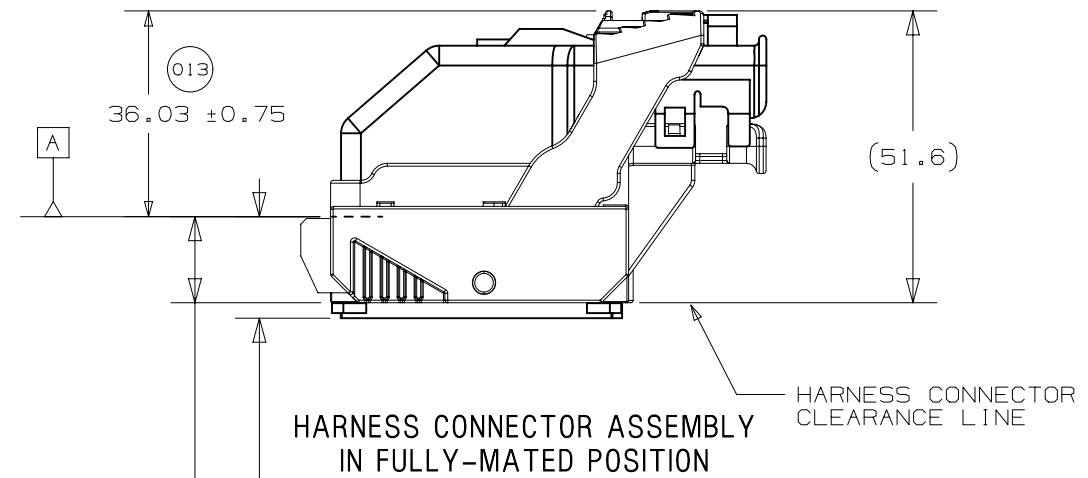
PAGE NUMBER  
 7 of 22







HARNESS CONNECTOR ASSEMBLY  
IN PRE-LOCK POSITION

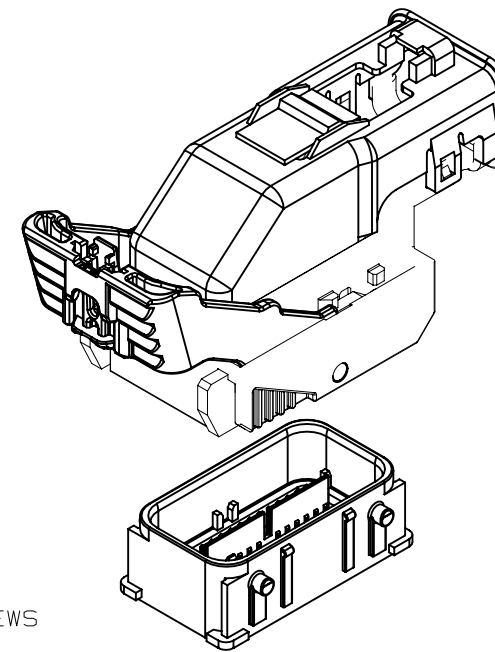
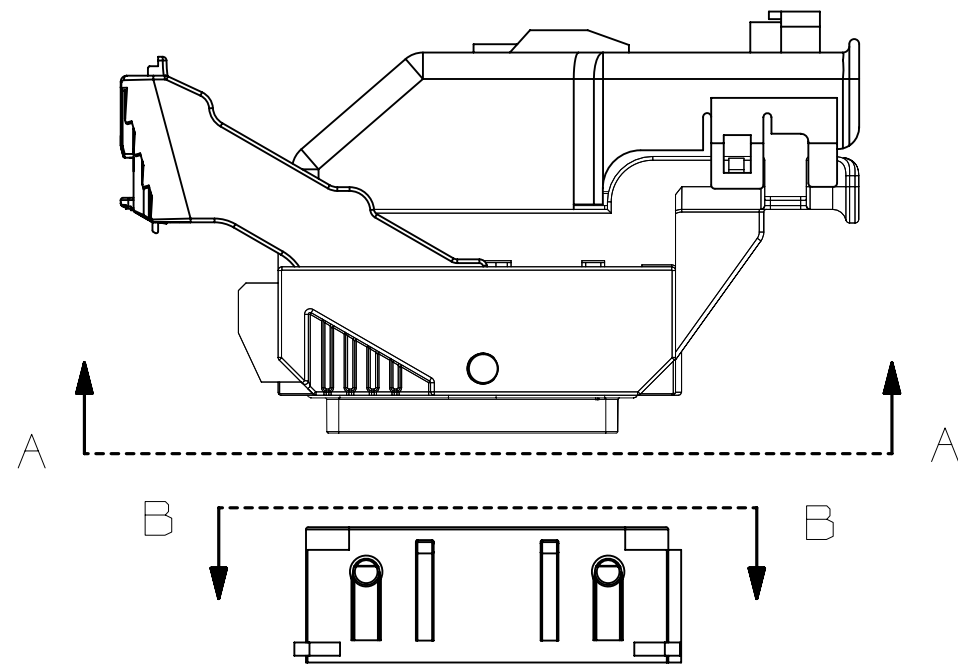


HARNESS CONNECTOR ASSEMBLY  
IN FULLY-MATED POSITION

17.9 MIN. AT PAD LOCATION  
CLEARANCE REQUIRED  
FOR HARNESS CONNECTOR,  
CONSTRUCTION BELOW THIS  
PLANE IS NOT CONTROLLED

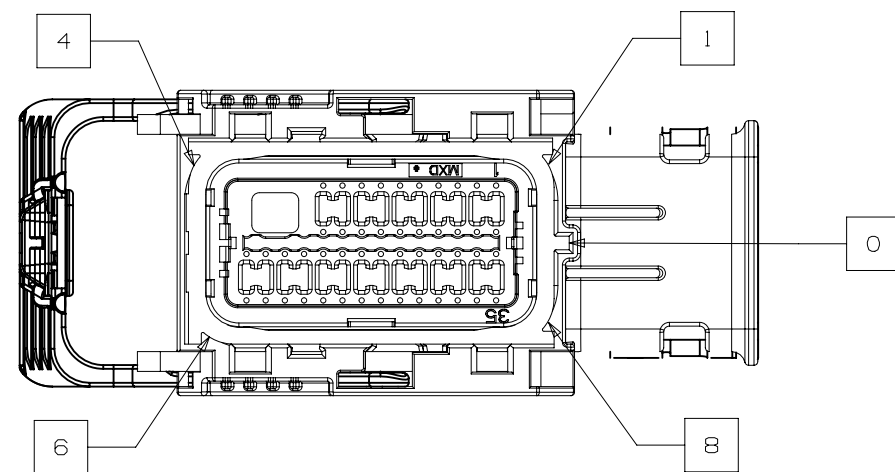
15.6 MIN.  
ALL AROUND  
CLEARANCE REQUIRED  
FOR HARNESS CONNECTOR



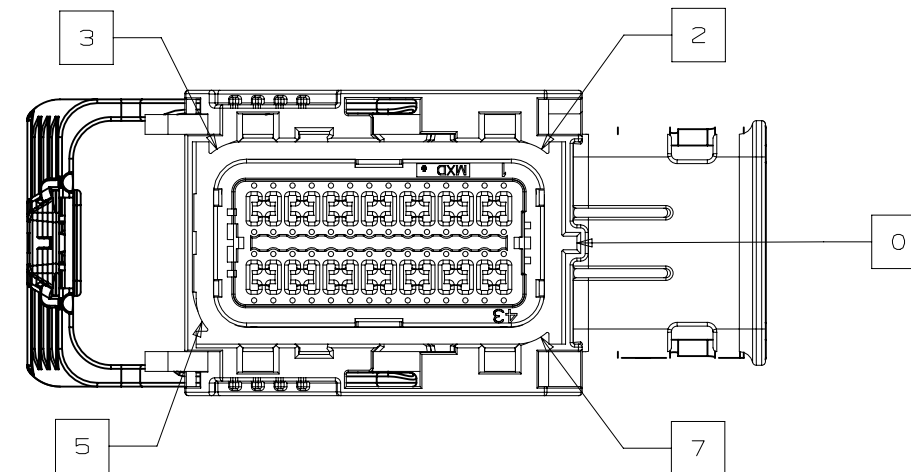


NOTE: REFERENCE THE COMPONENT TABLE FOR KEY OPTIONS AND CONFIGURATIONS

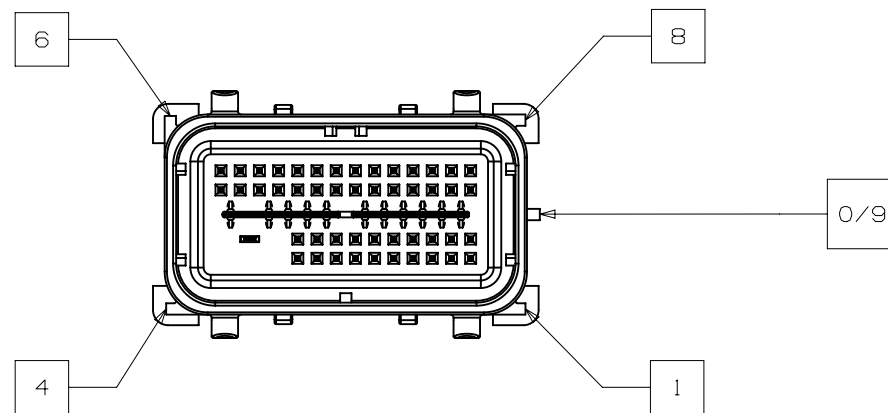
INTERFACE SIDE SHOWN IN ALL SECTION VIEWS



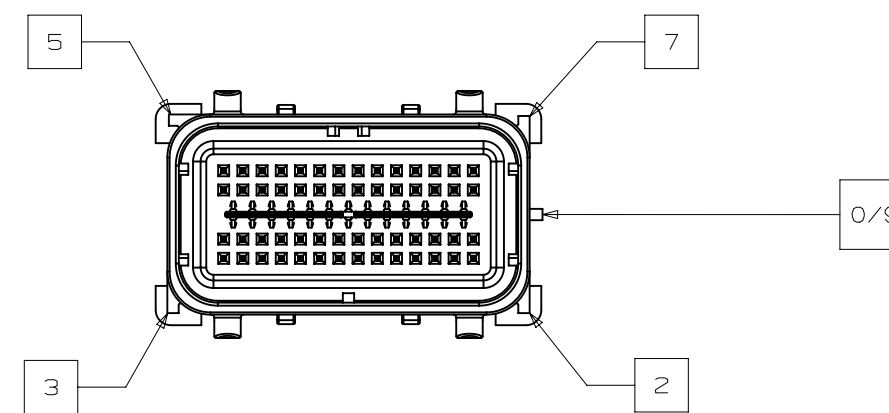
SECTION A-A  
KEY OPTION B SHOWN



SECTION A-A  
KEY OPTION K SHOWN



SECTION B-B  
KEY OPTION B SHOWN



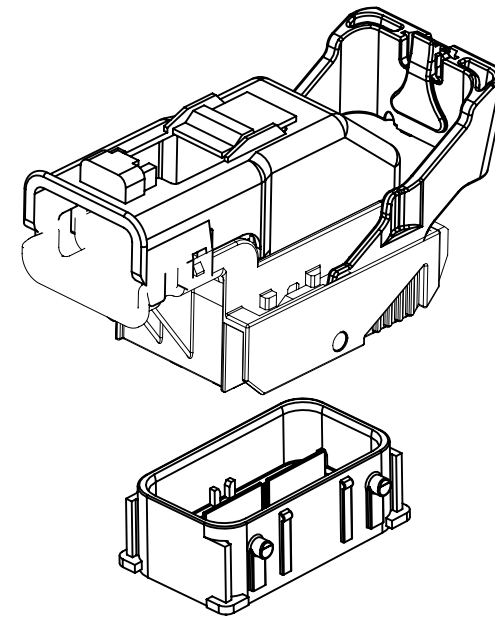
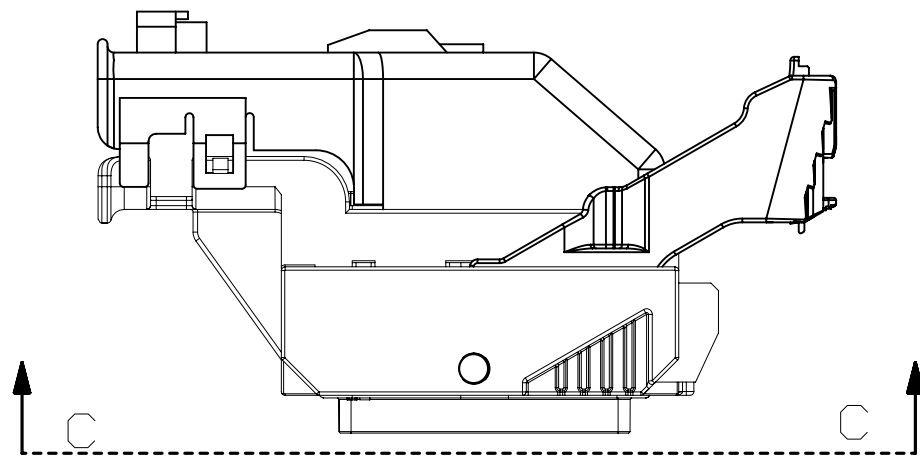
SECTION B-B  
KEY OPTION K SHOWN



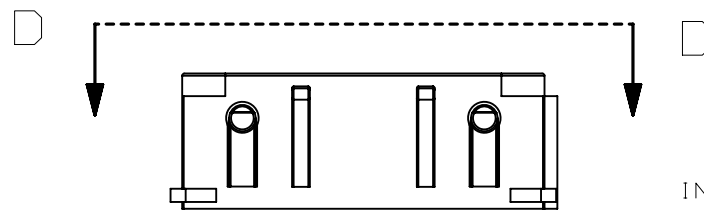
PAGE TITLE  
KEY ID REF - WIRE DRESS OPTION 0

DRAWING NUMBER  
12642694

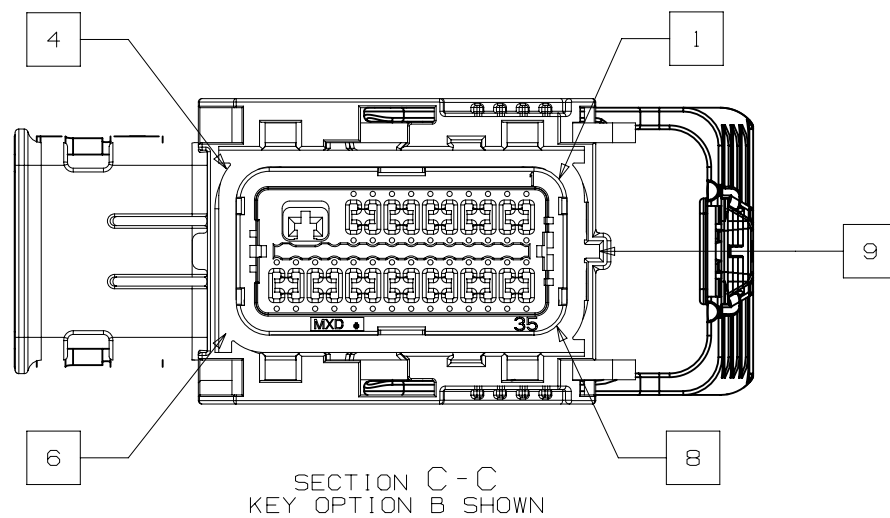
DWG STATUS			PAGE NUMBER	
ST	REV	PD1	11	OF 22
R	001			



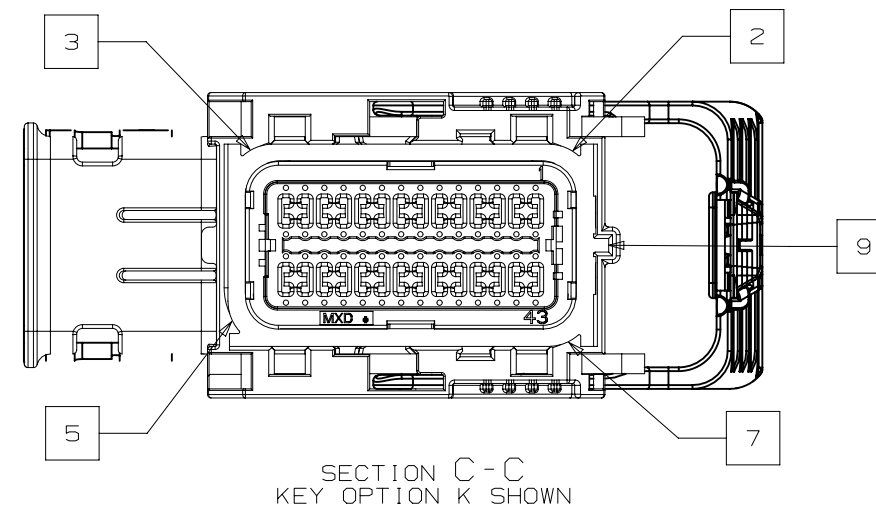
NOTE: REFERENCE THE COMPONENT TABLE FOR KEY OPTIONS AND CONFIGURATIONS



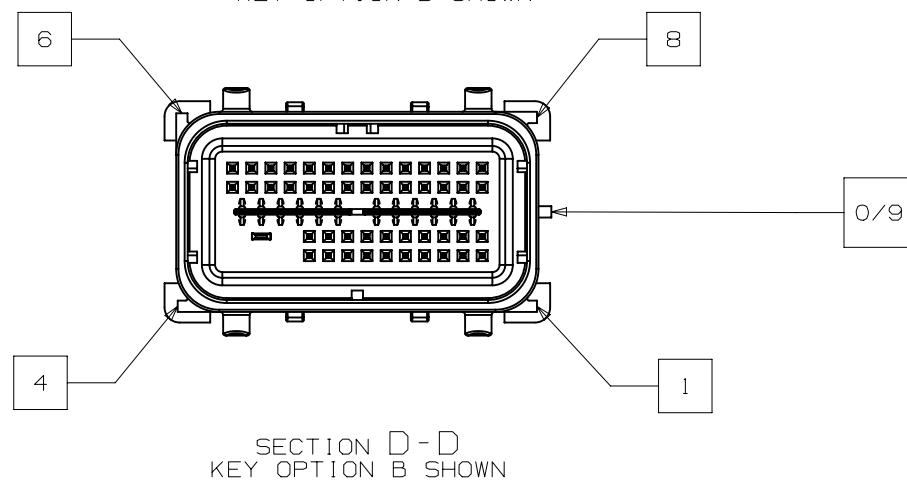
INTERFACE SIDE SHOWN ON ALL SECTION VIEWS



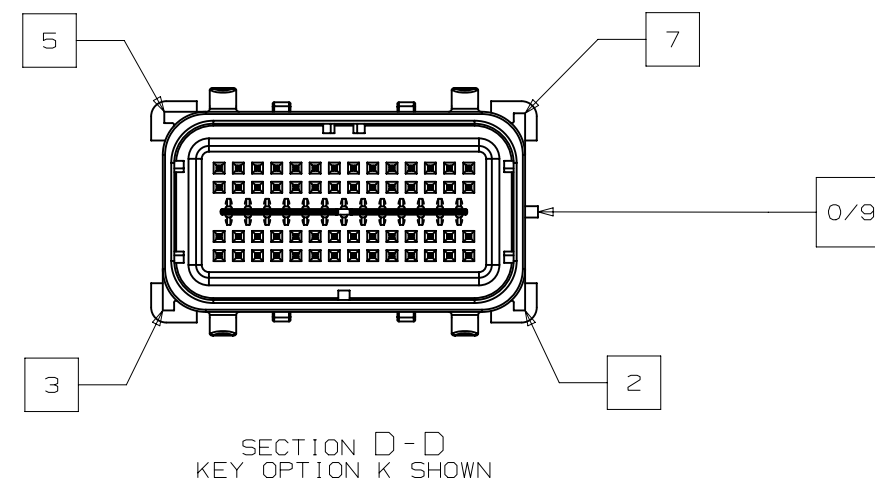
SECTION C-C  
KEY OPTION B SHOWN



SECTION C-C  
KEY OPTION K SHOWN



SECTION D-D  
KEY OPTION B SHOWN



SECTION D-D  
KEY OPTION K SHOWN



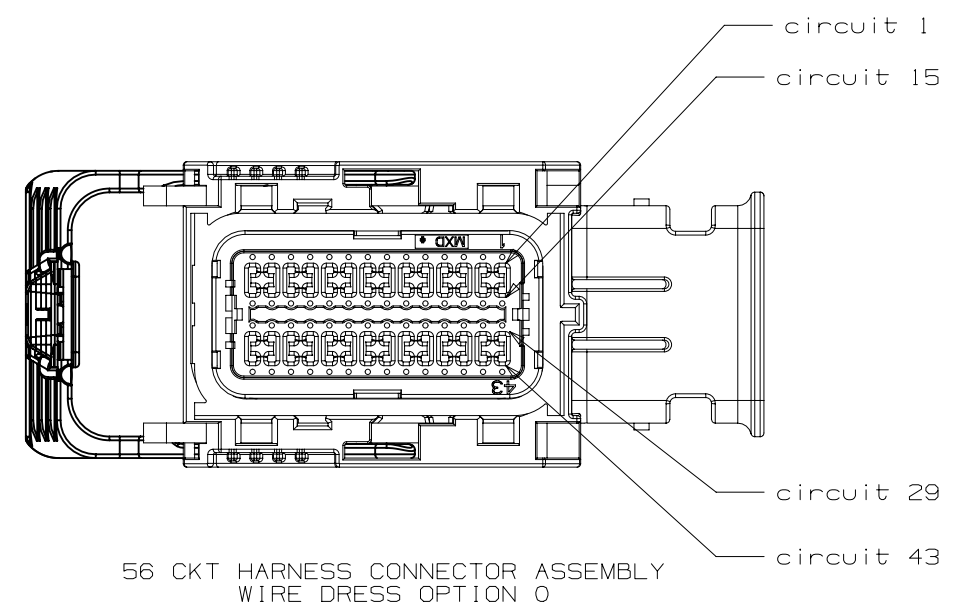
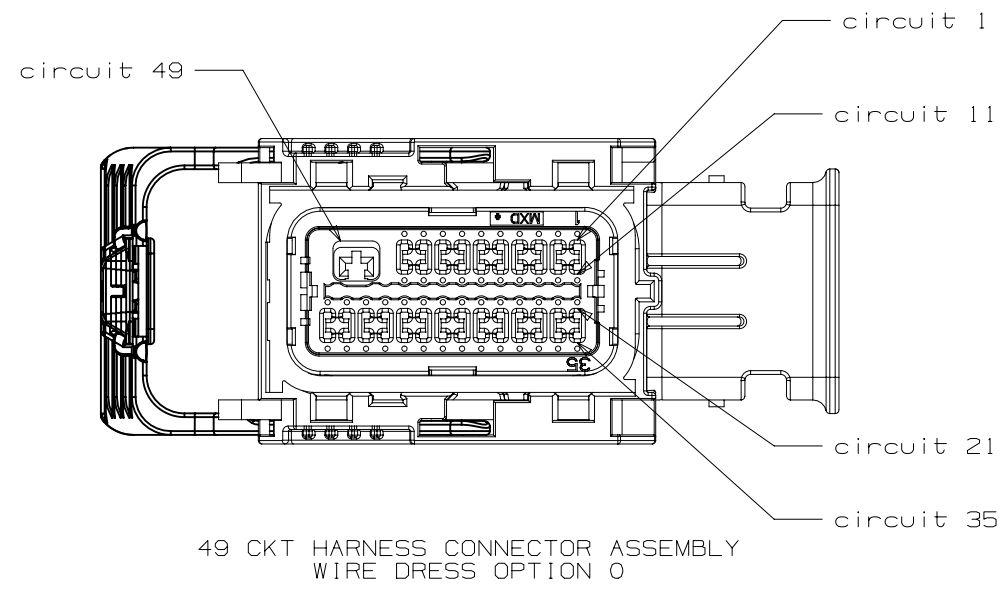
PAGE TITLE  
KEY ID REF - WIRE DRESS OPTION 9

DRAWING NUMBER  
12642694

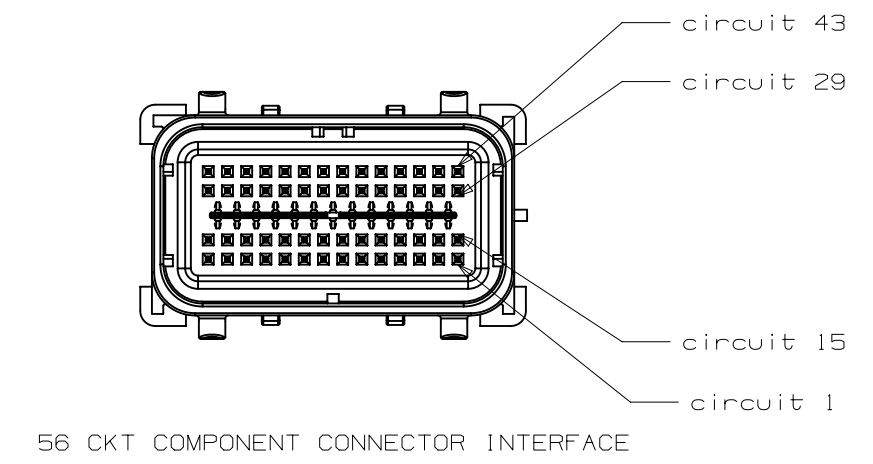
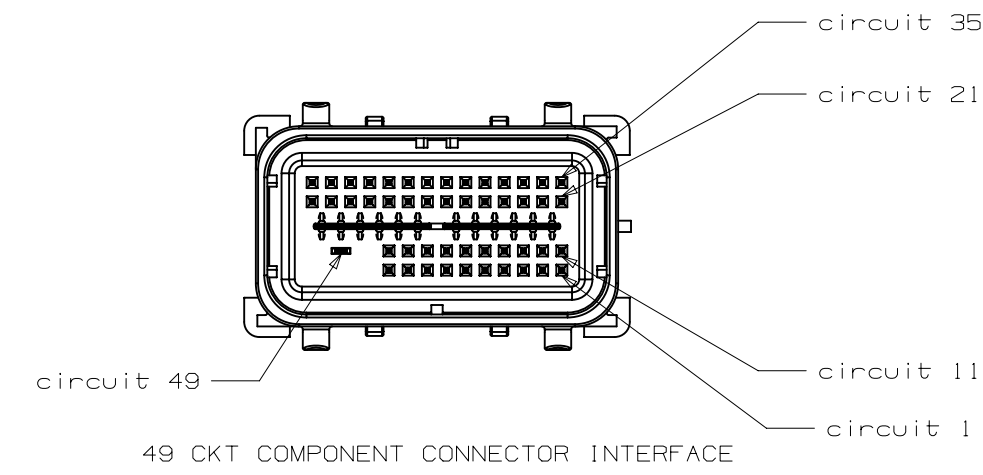
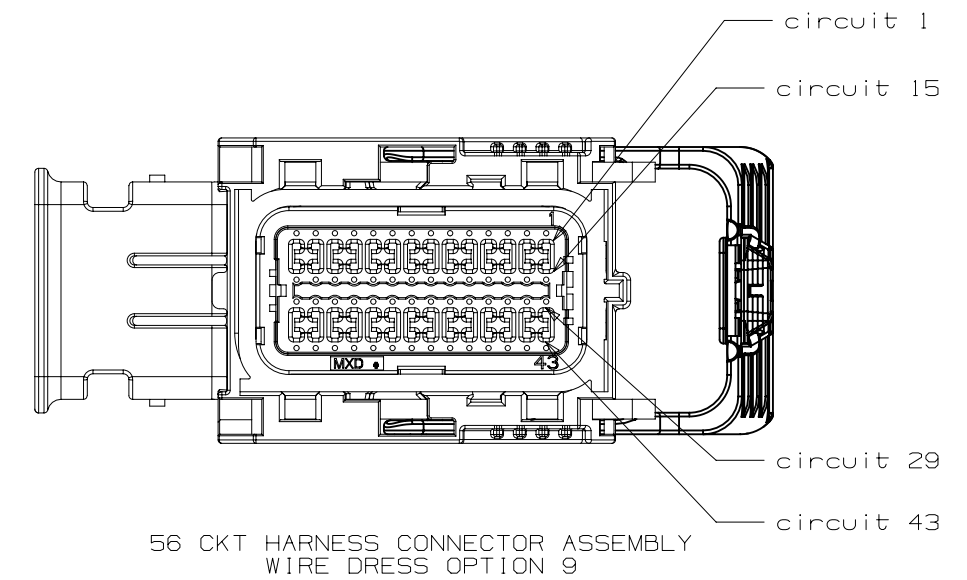
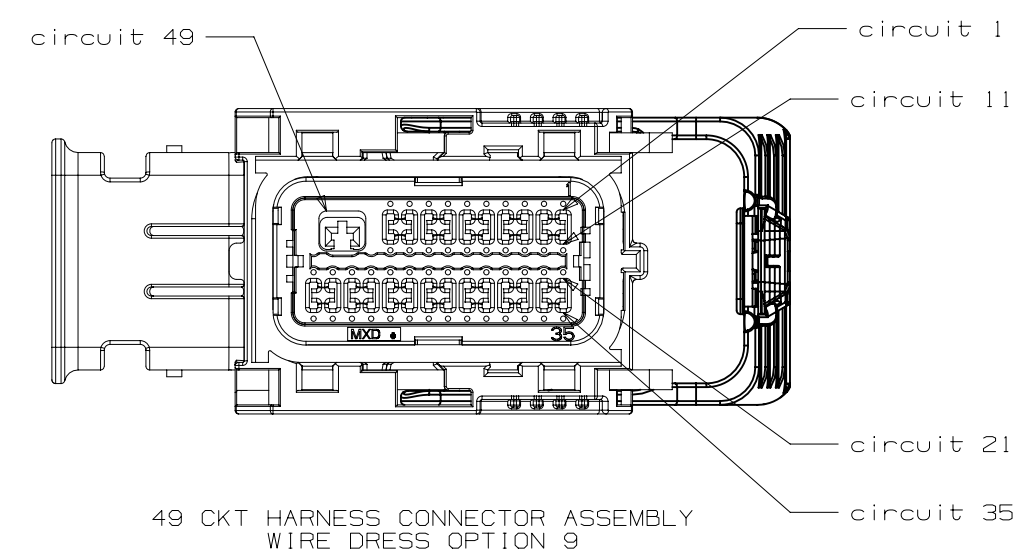
DWG STATUS		
ST	REV	PD1
R	001	

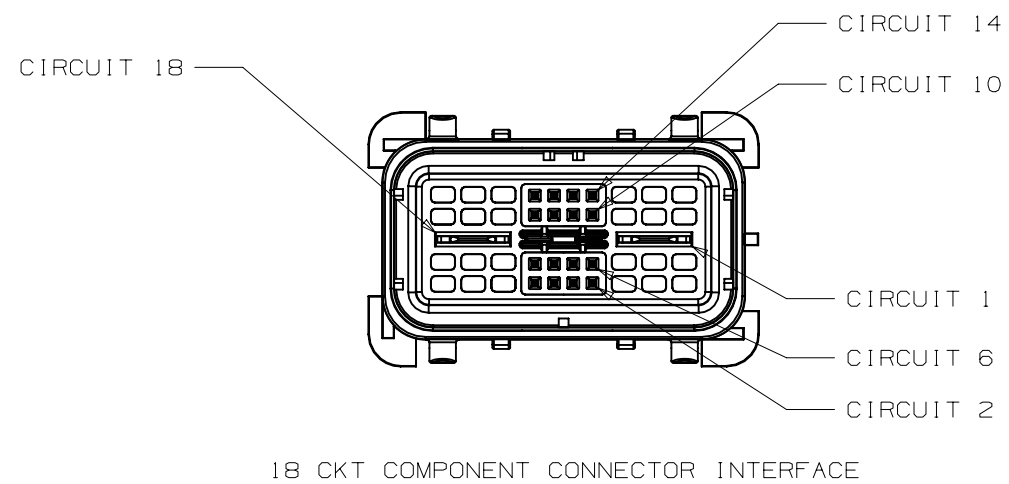
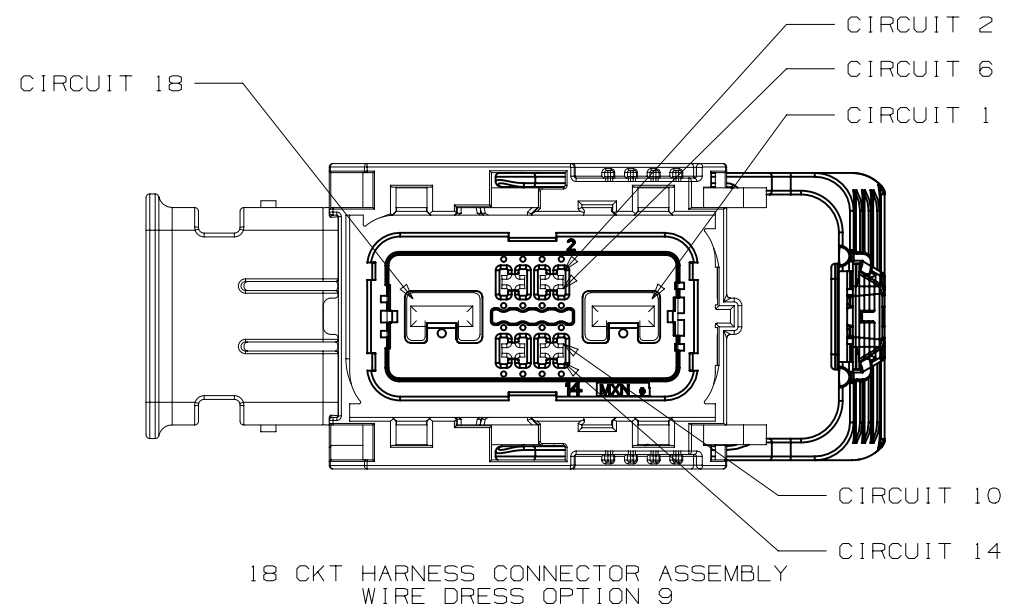
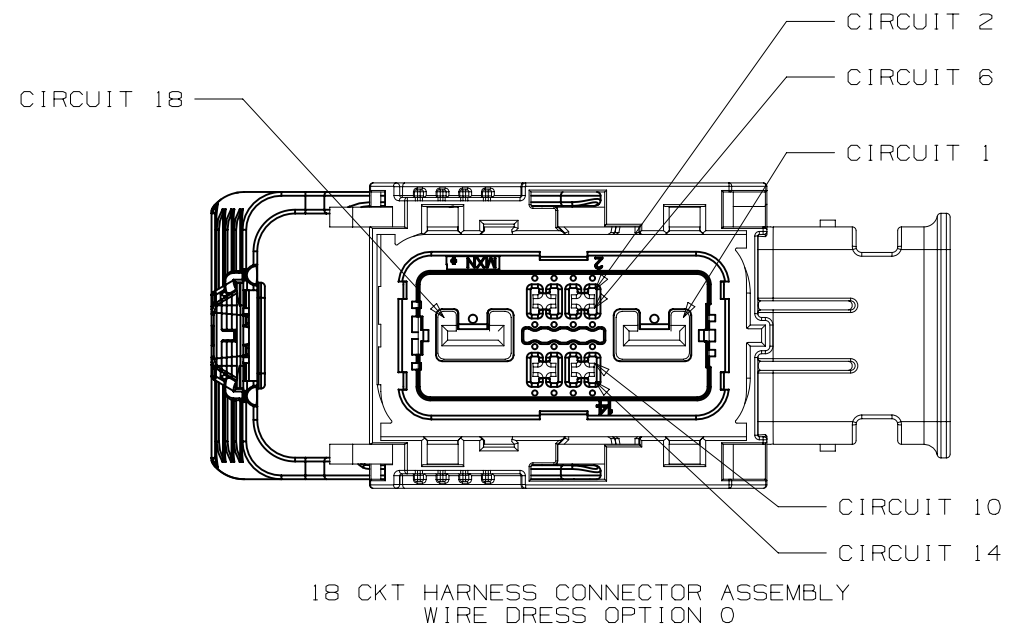
PAGE NUMBER  
12 OF 22






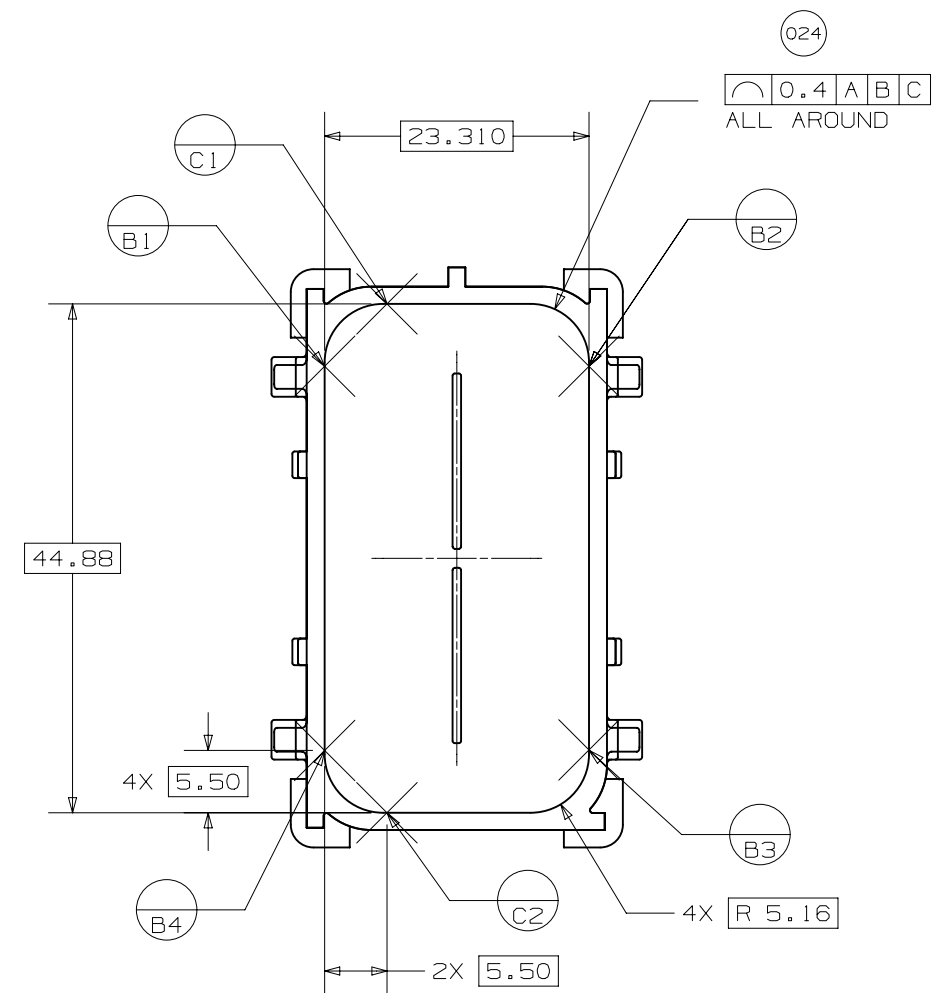
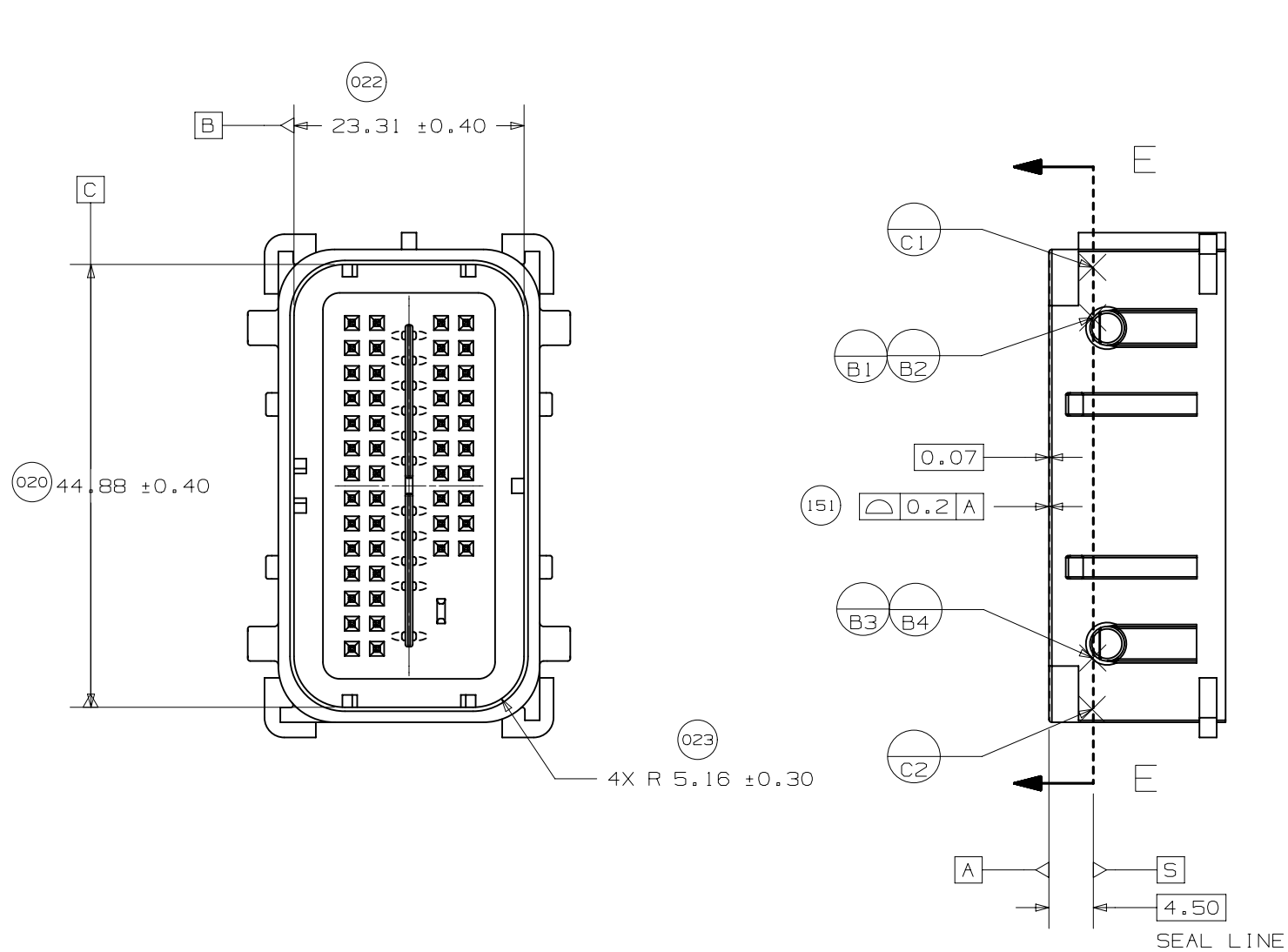
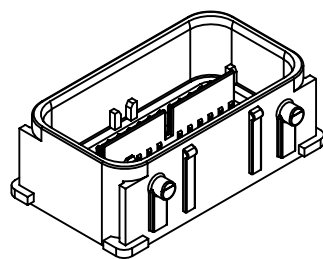
INTERFACE SIDE SHOWN ON ALL VIEWS





INTERFACE SIDE SHOWN ON ALL VIEWS

	PAGE TITLE	DRAWING NUMBER	DWG STATUS			PAGE NUMBER	
	CIRCUIT CONFIGURATIONS		12642694	ST	REV	PDI	14 of 22
				R	001		



SECTION E-E  
(AT SEAL LINE)

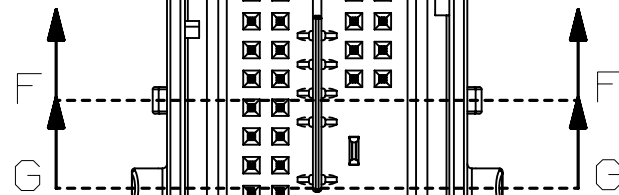
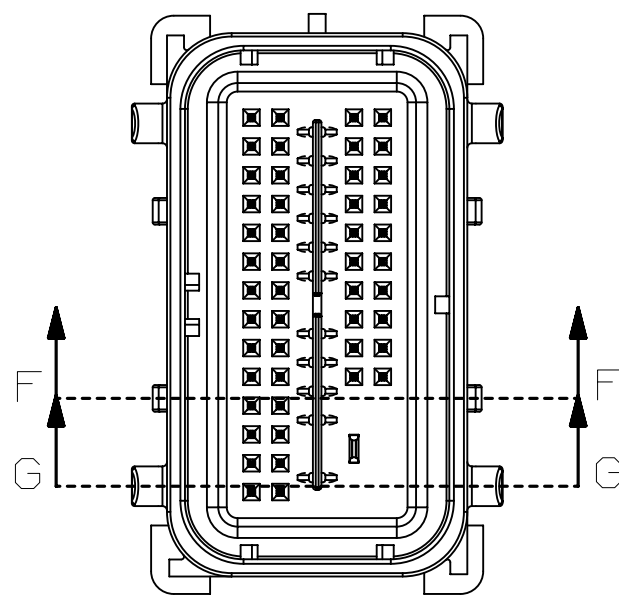
UNLESS SPECIFIED, TOLERANCE OF THE DEVICE INTERFACE TO BE  $\nabla 0.13$  A B C



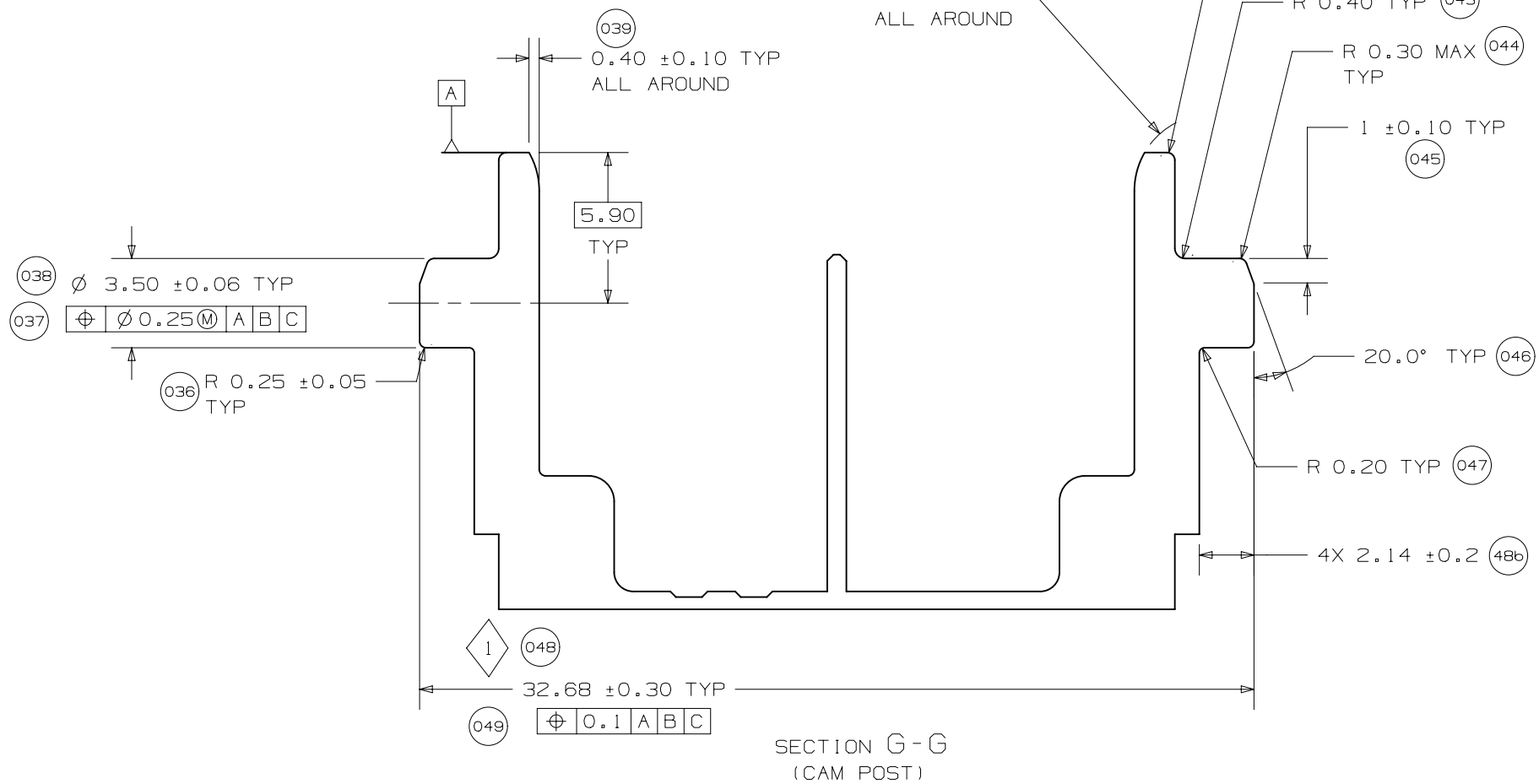
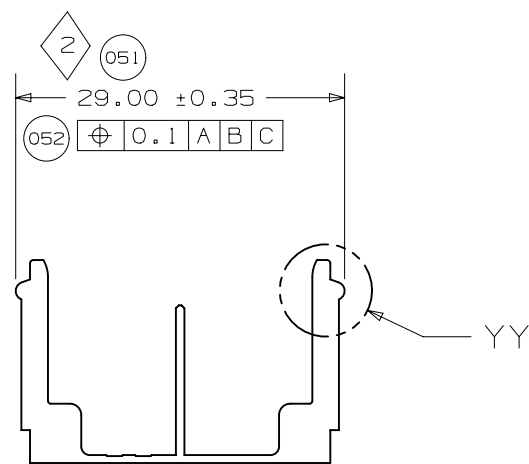
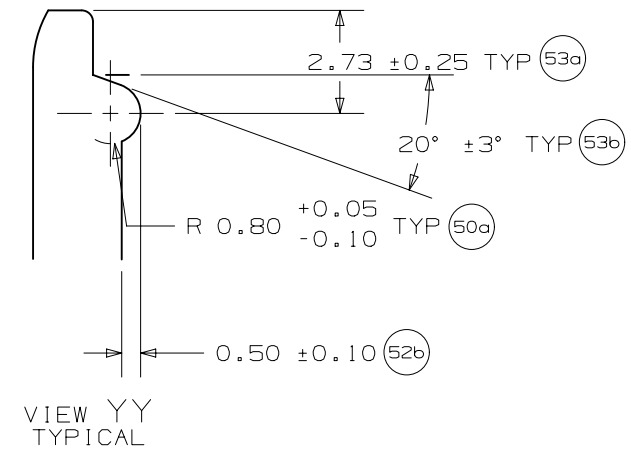
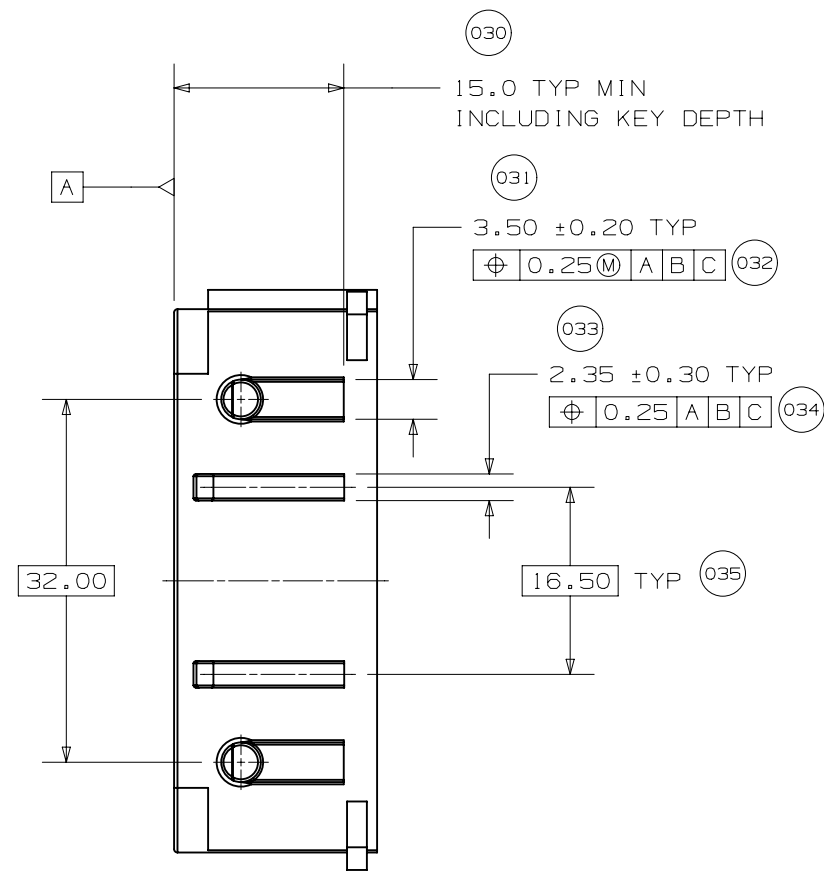
PAGE TITLE  
COMPONENT CONNECTOR INTERFACE

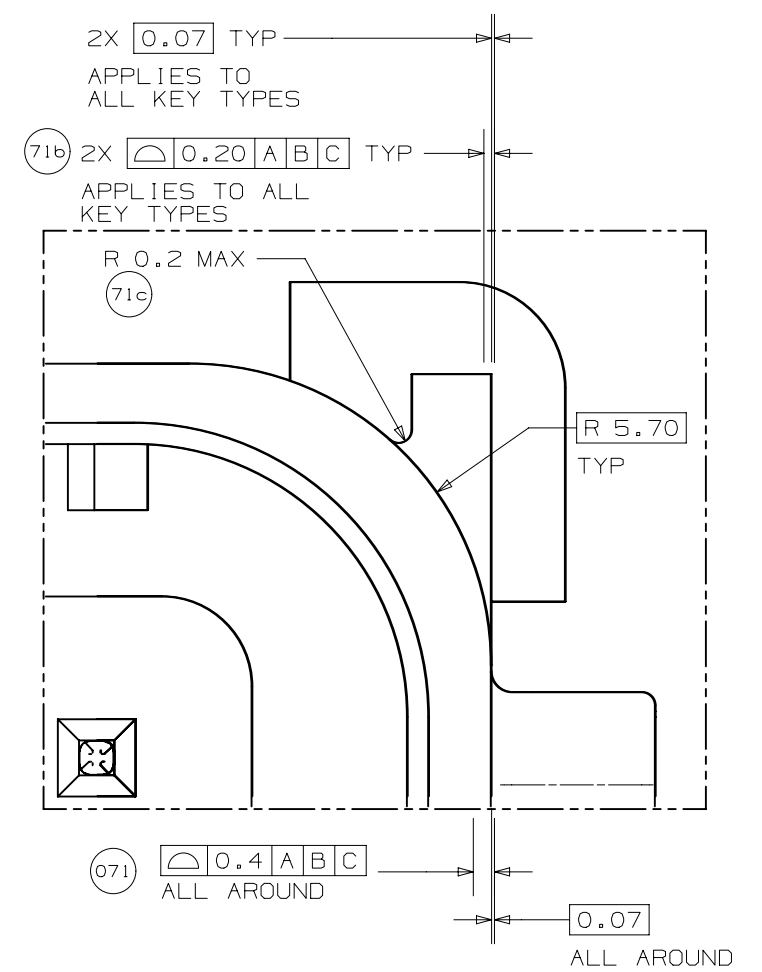
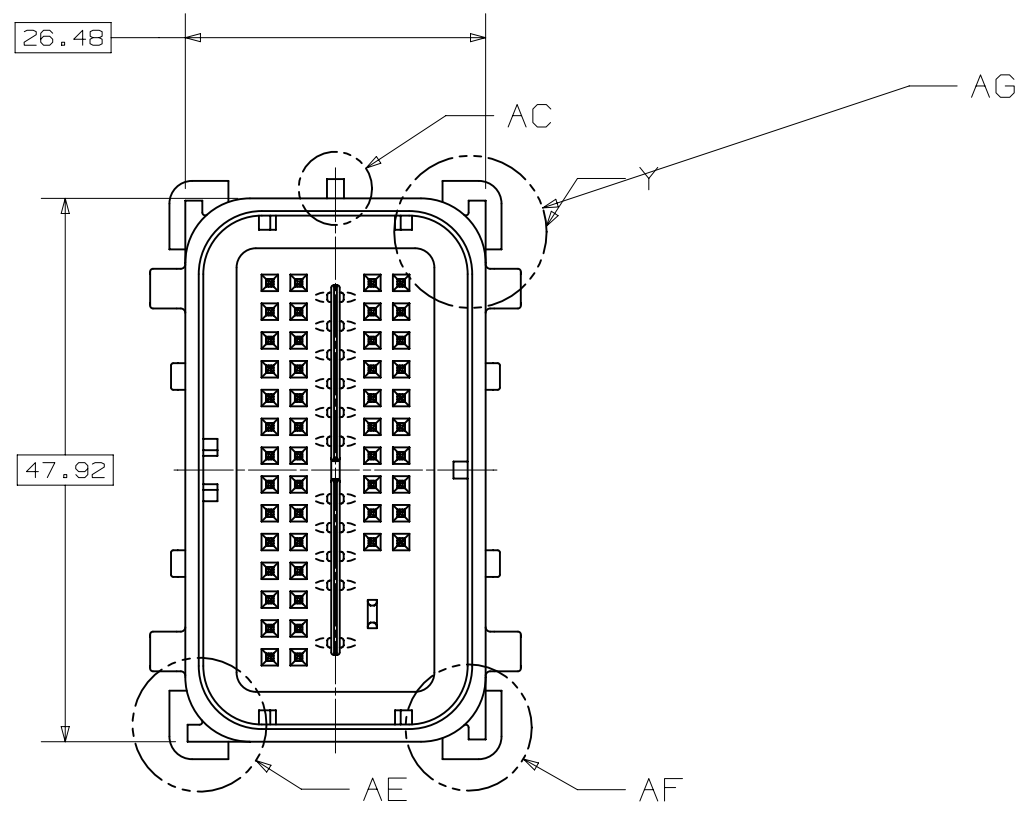
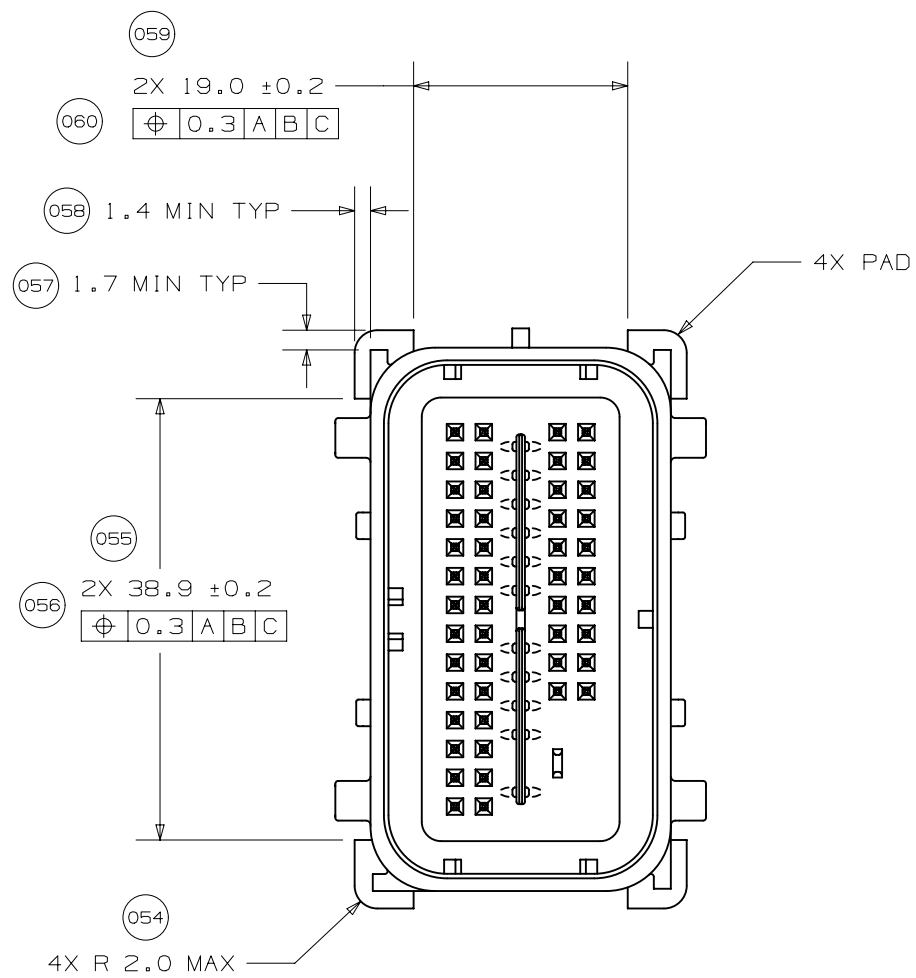
DRAWING NUMBER  
12642694

DWG STATUS			PAGE NUMBER
ST	REV	PD1	
R	001		15 of 22

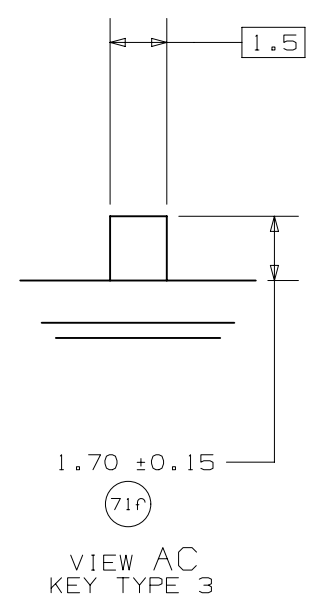
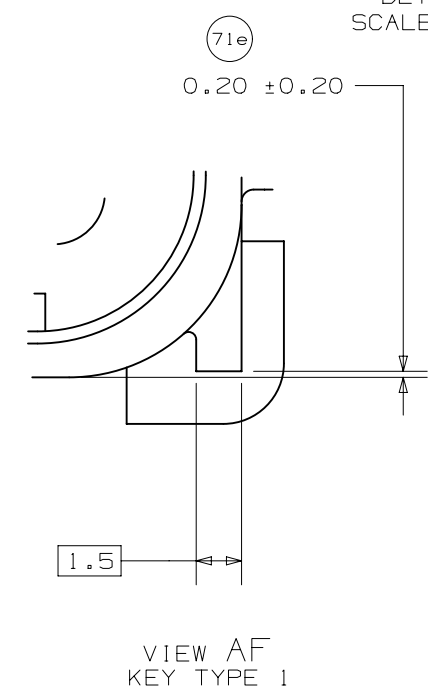
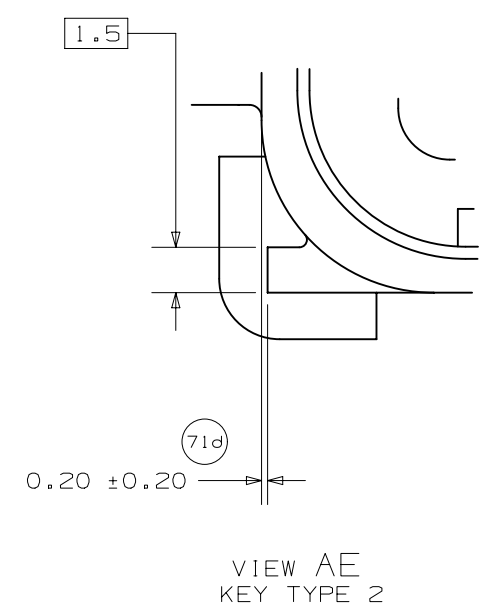
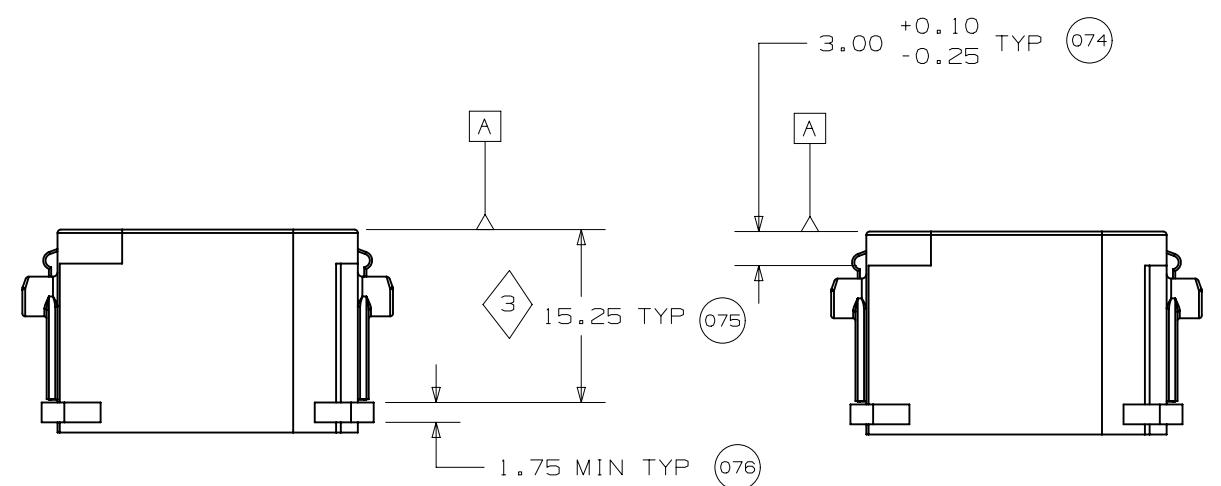


SECTION F - F  
(RELEASE FEATURE)





DETAIL Y  
SCALE 7:1

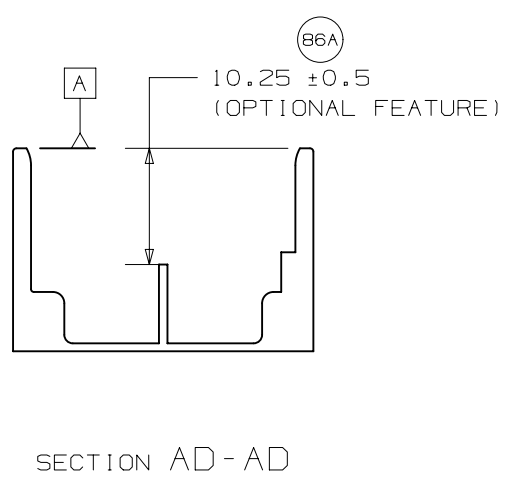
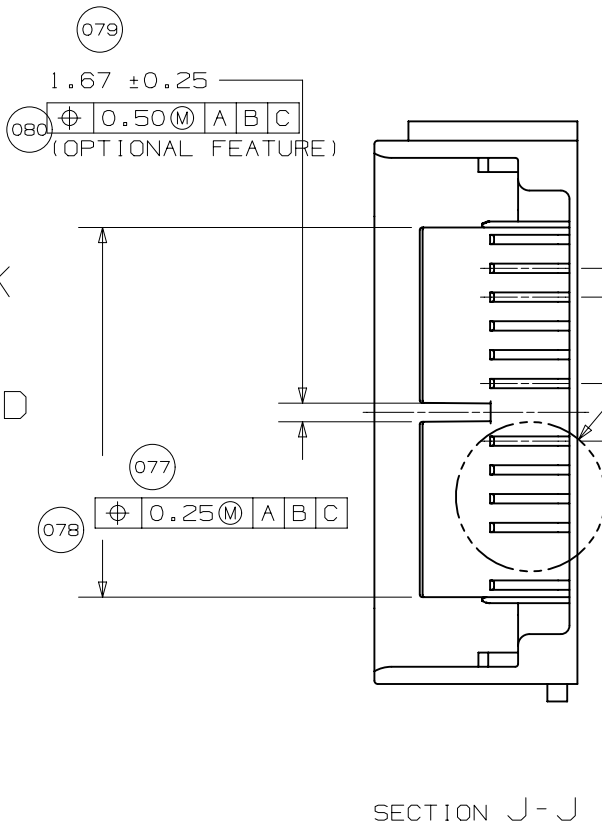
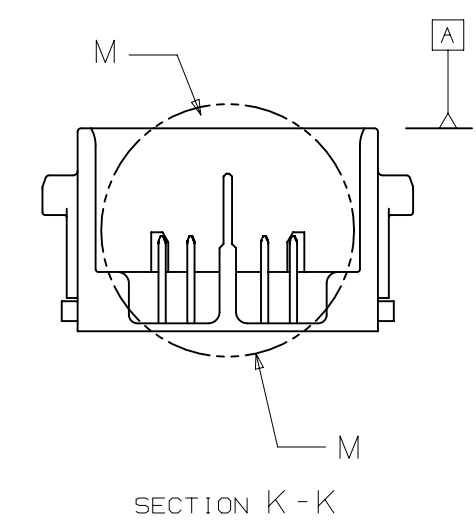
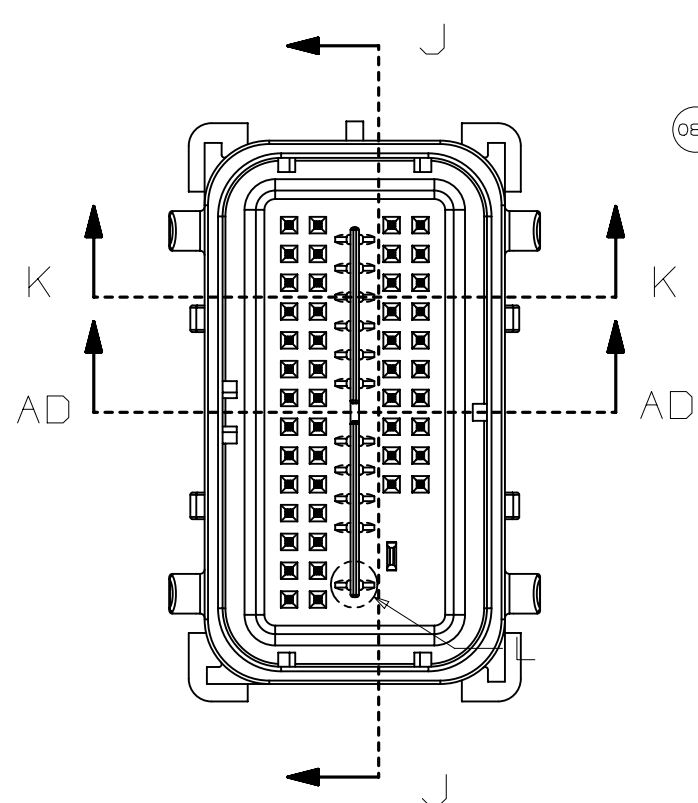


PAGE TITLE  
COMPONENT CONNECTOR INTERFACE


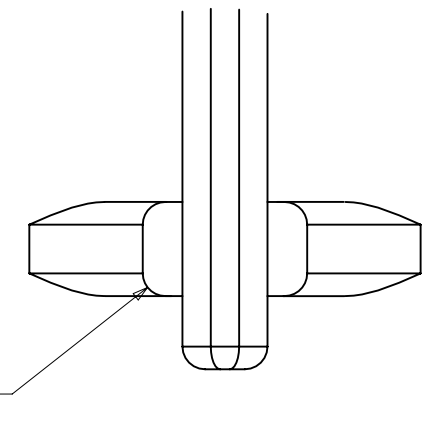
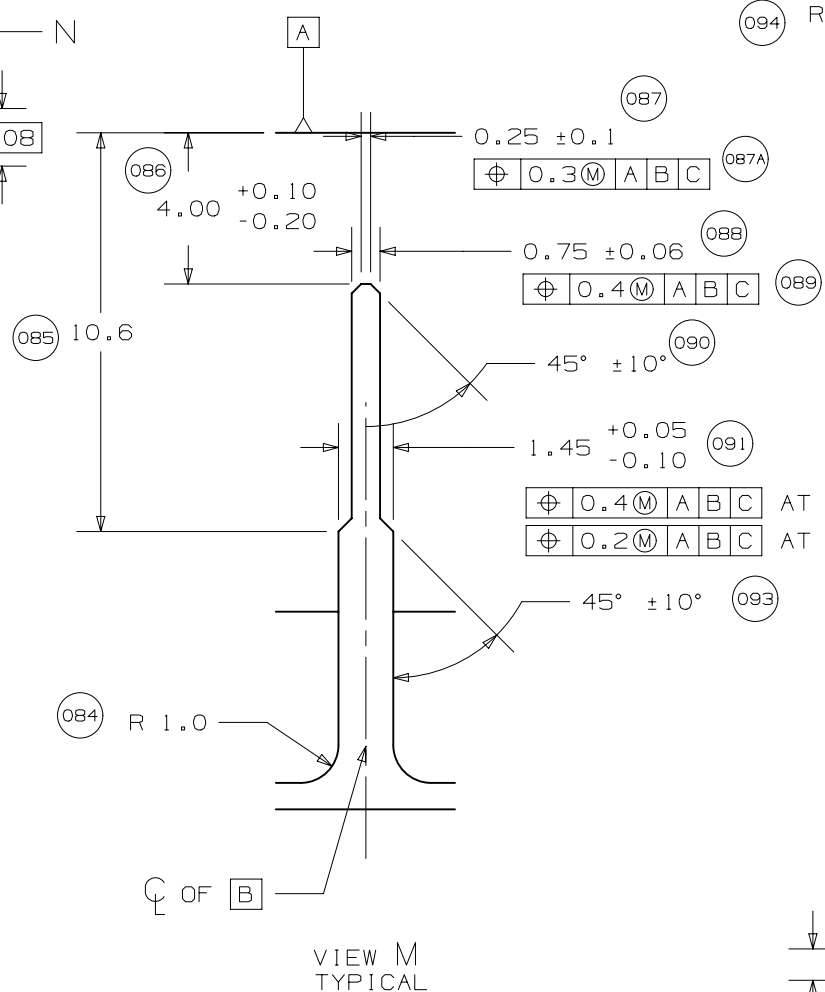
DRAWING NUMBER  
12642694

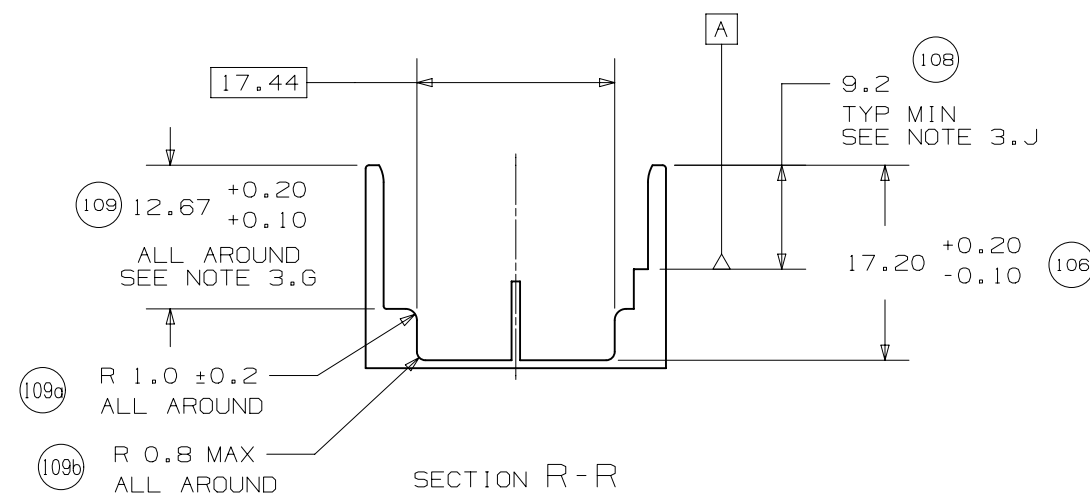
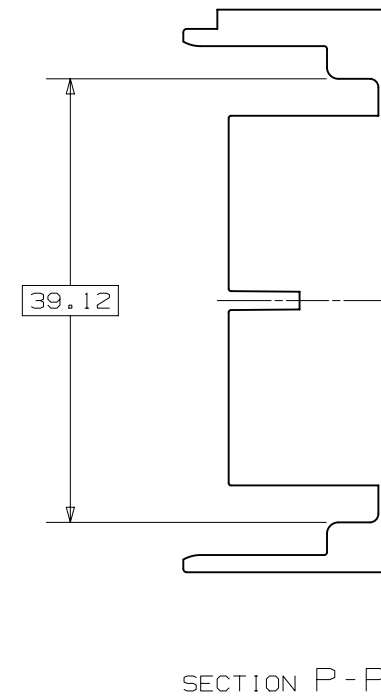
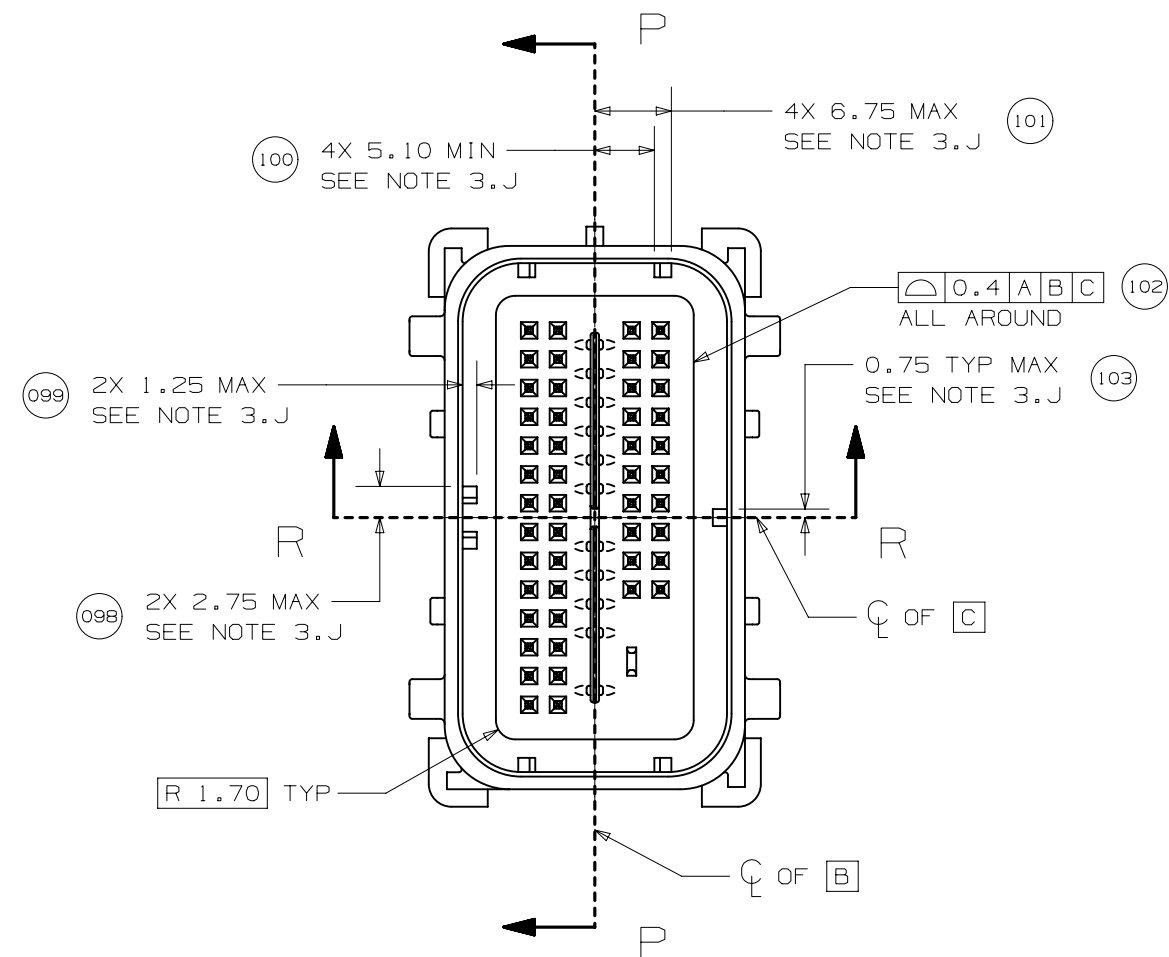
DWG STATUS		
ST	REV	PD1
R	001	

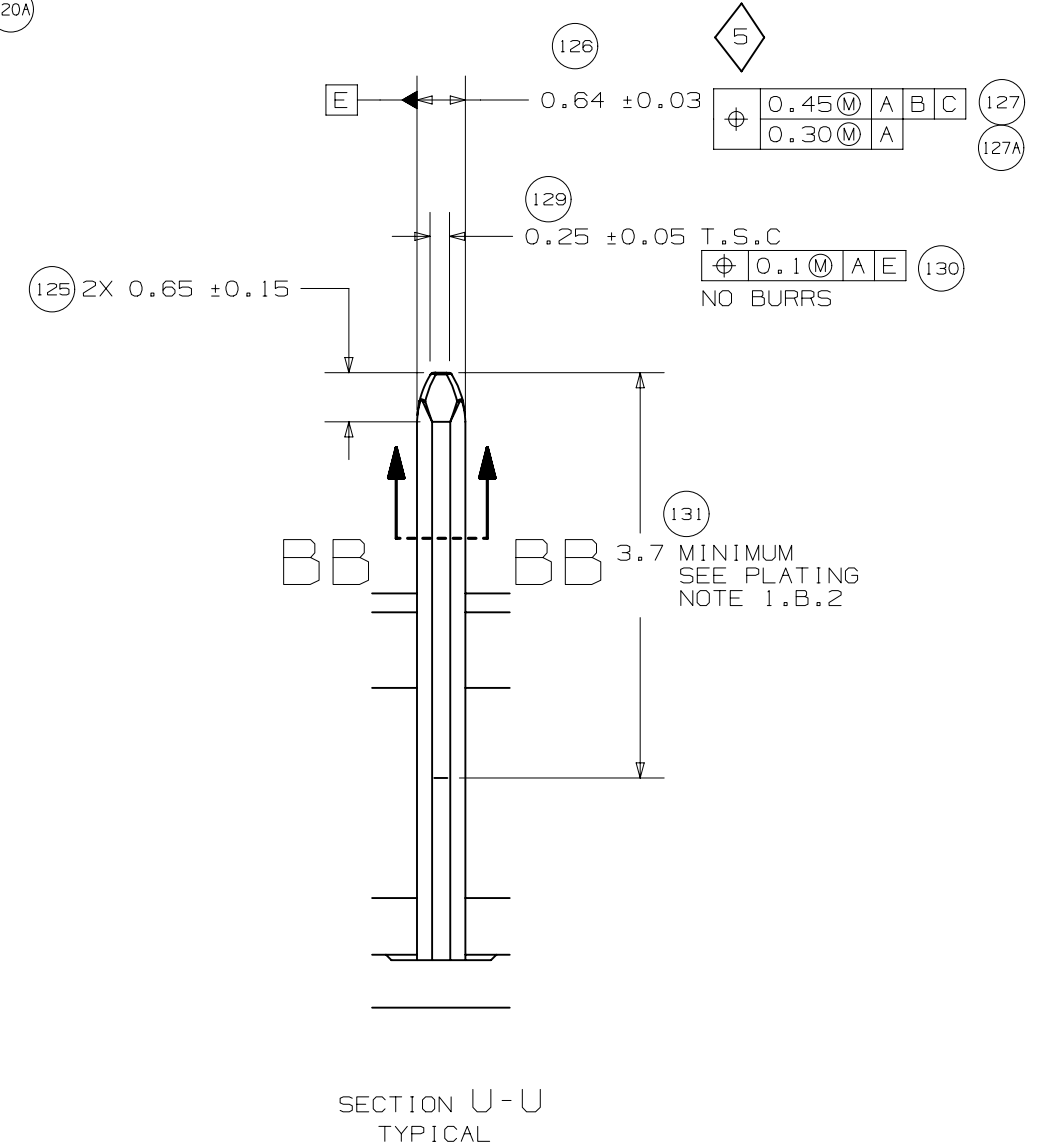
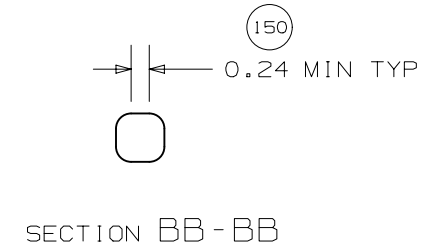
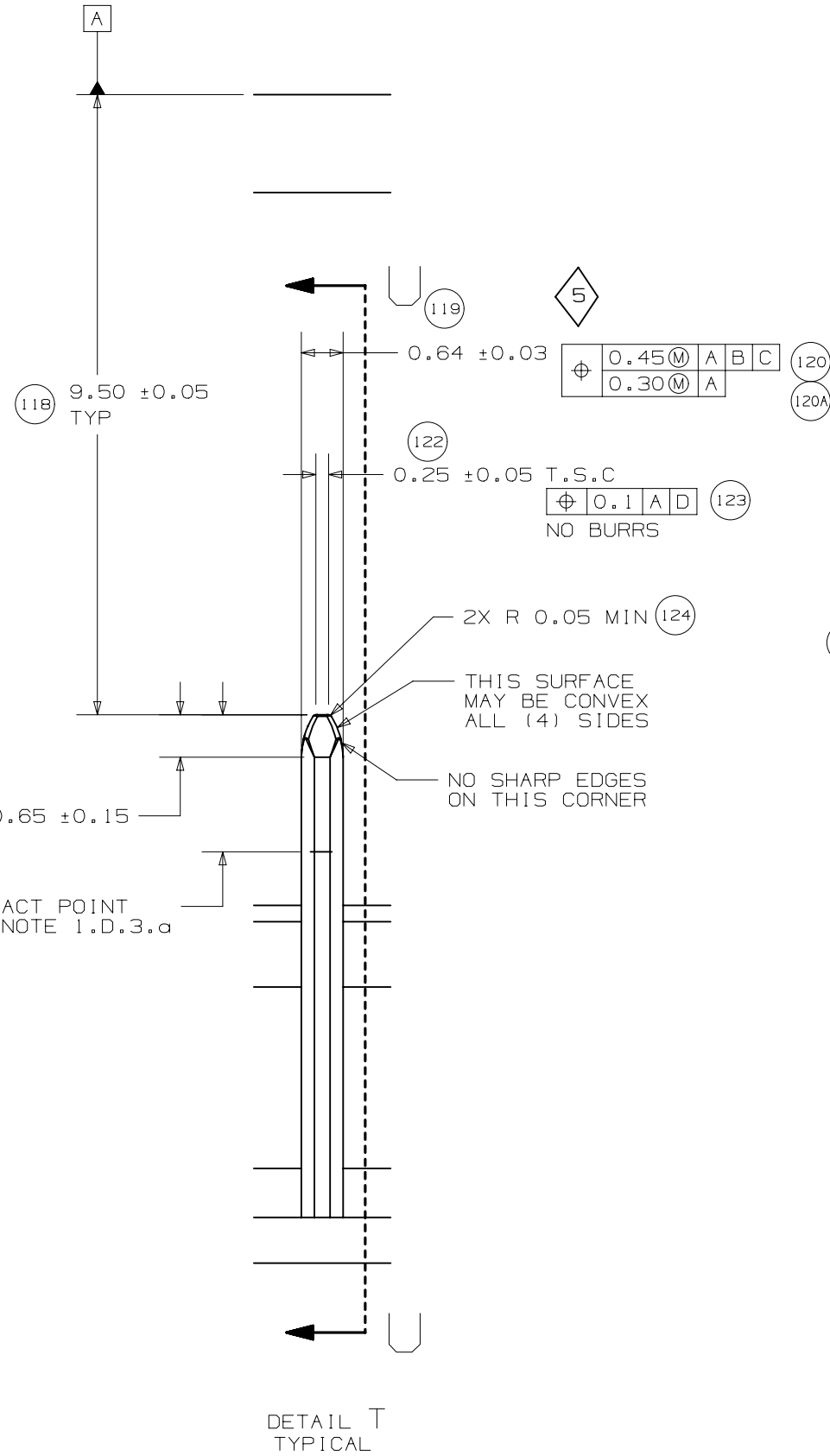
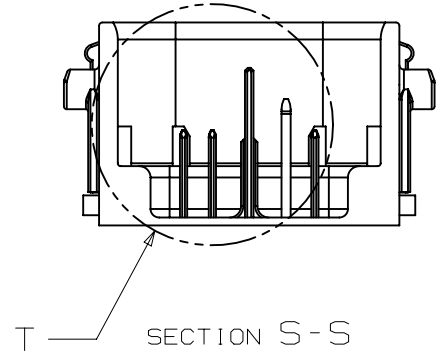
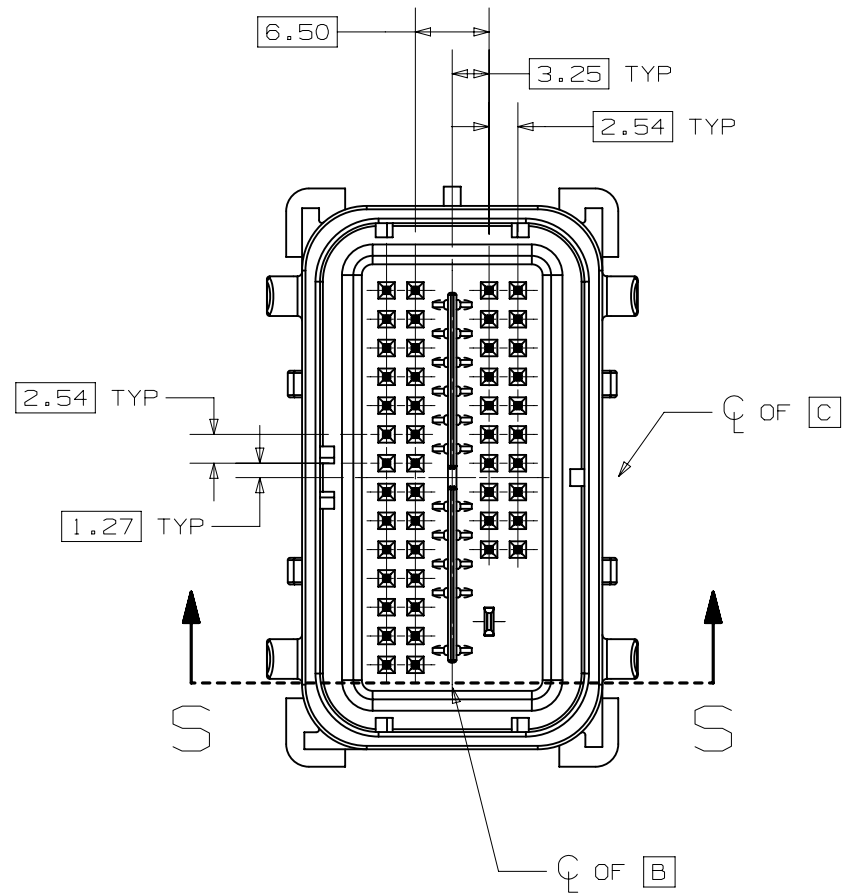
PAGE NUMBER  
17 OF 22



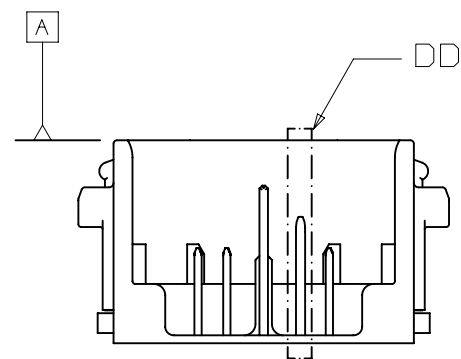
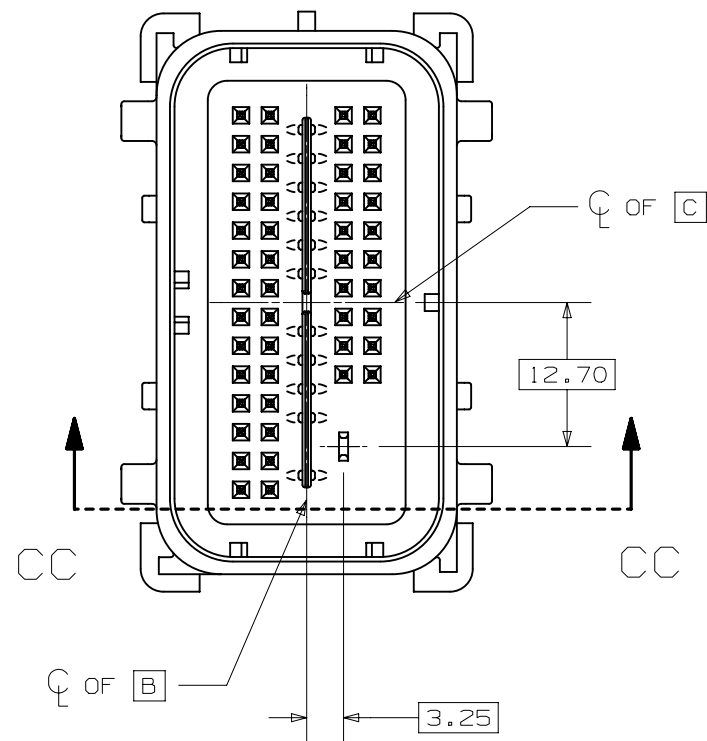
CKT	DIM 077
49 / 56 CKT	32.60 +0.10/-0.80
18 CKT	10.04 +0.10/-0.80



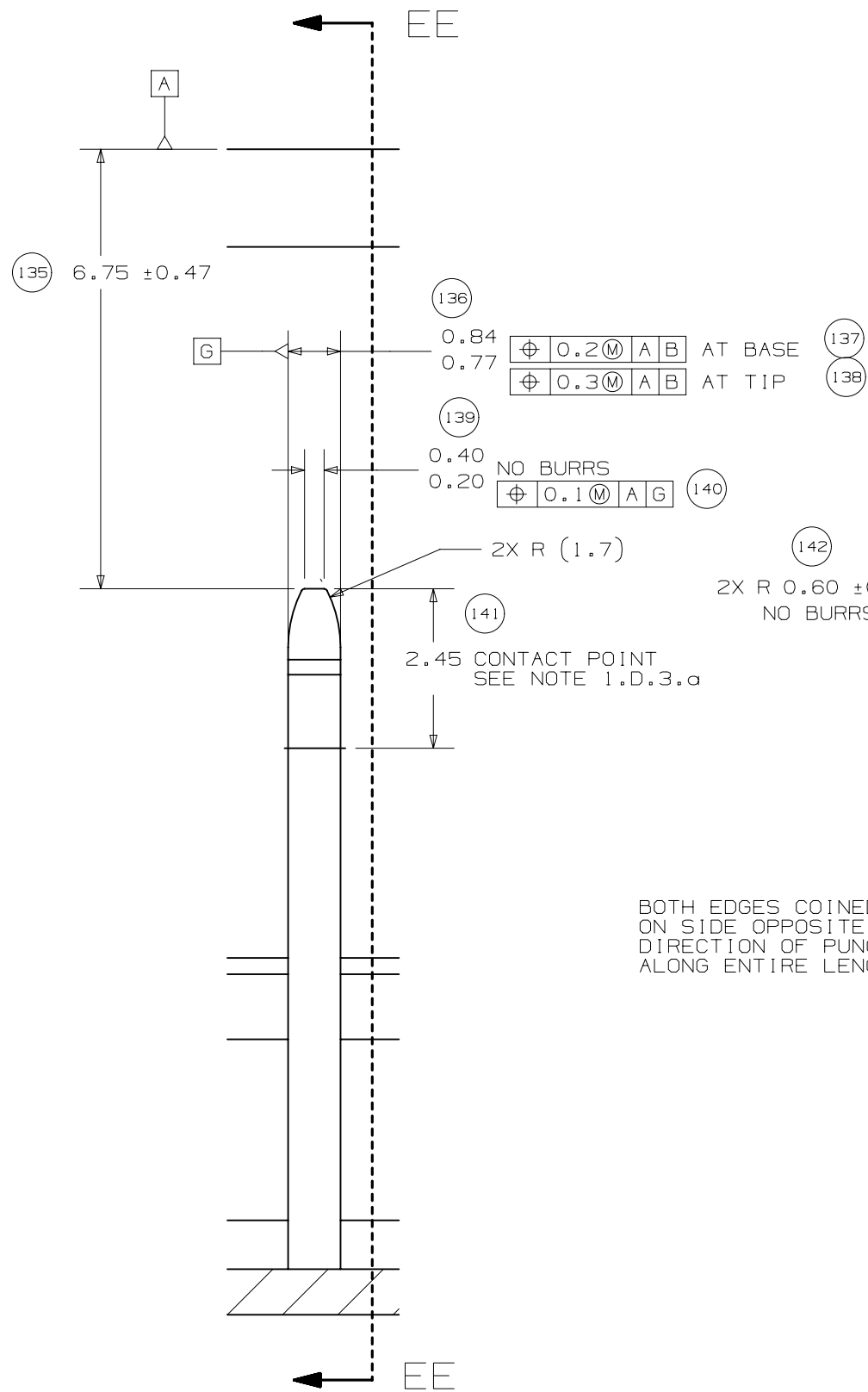




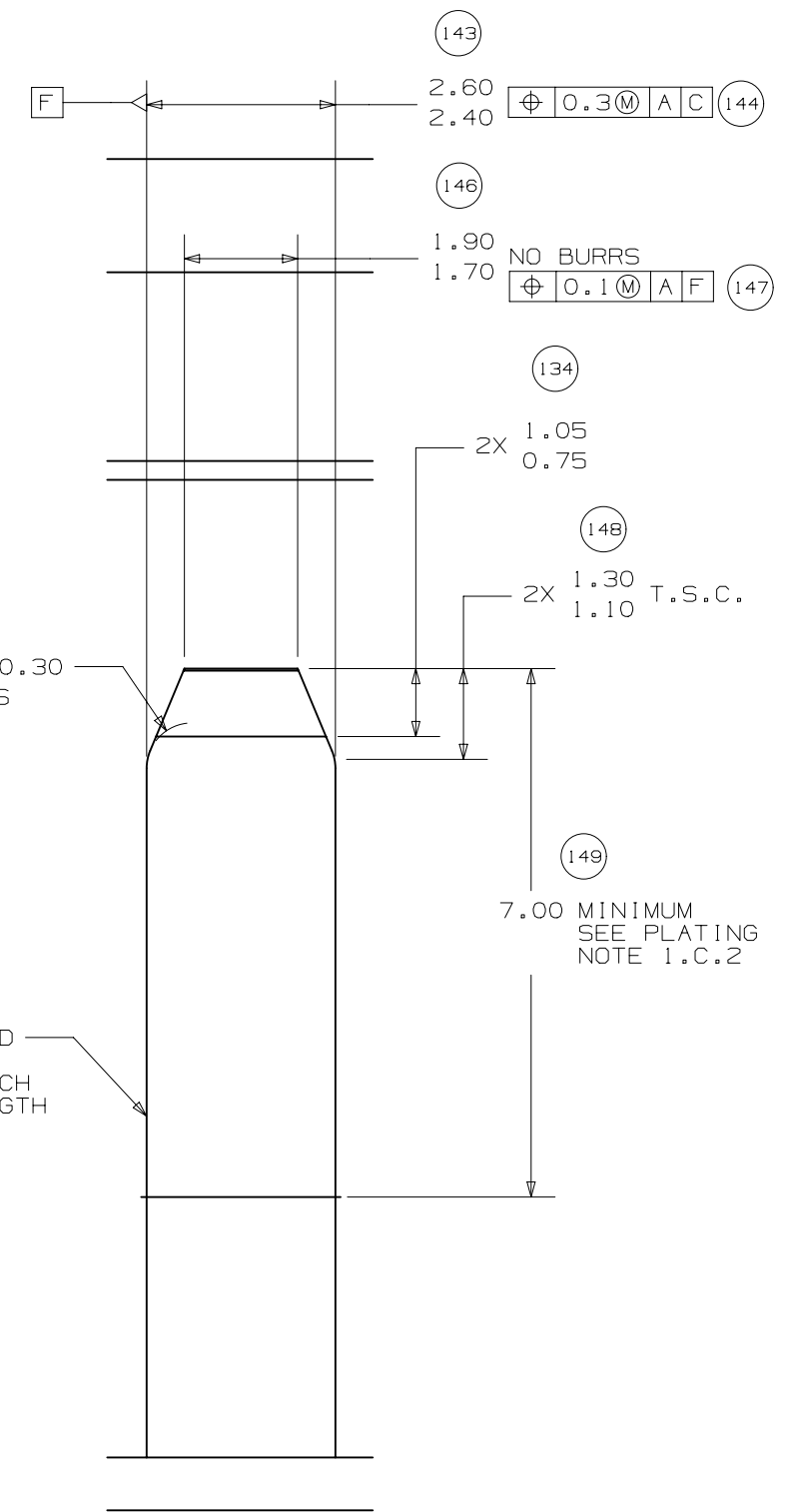




SECTION CC-CC

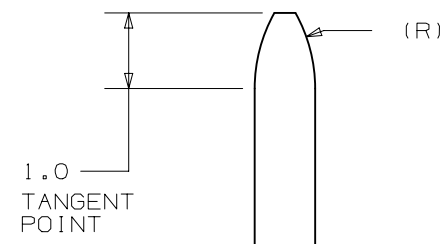


DETAIL DD  
TYPICAL

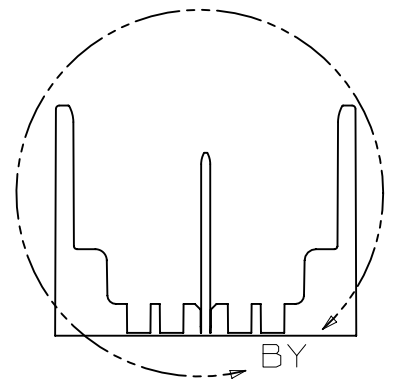
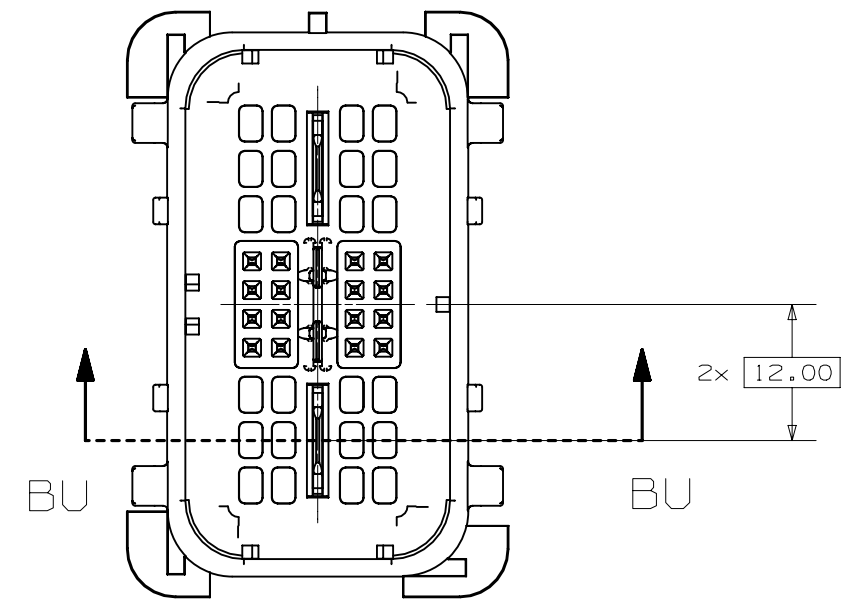


SECTION EE-EE  
TYPICAL

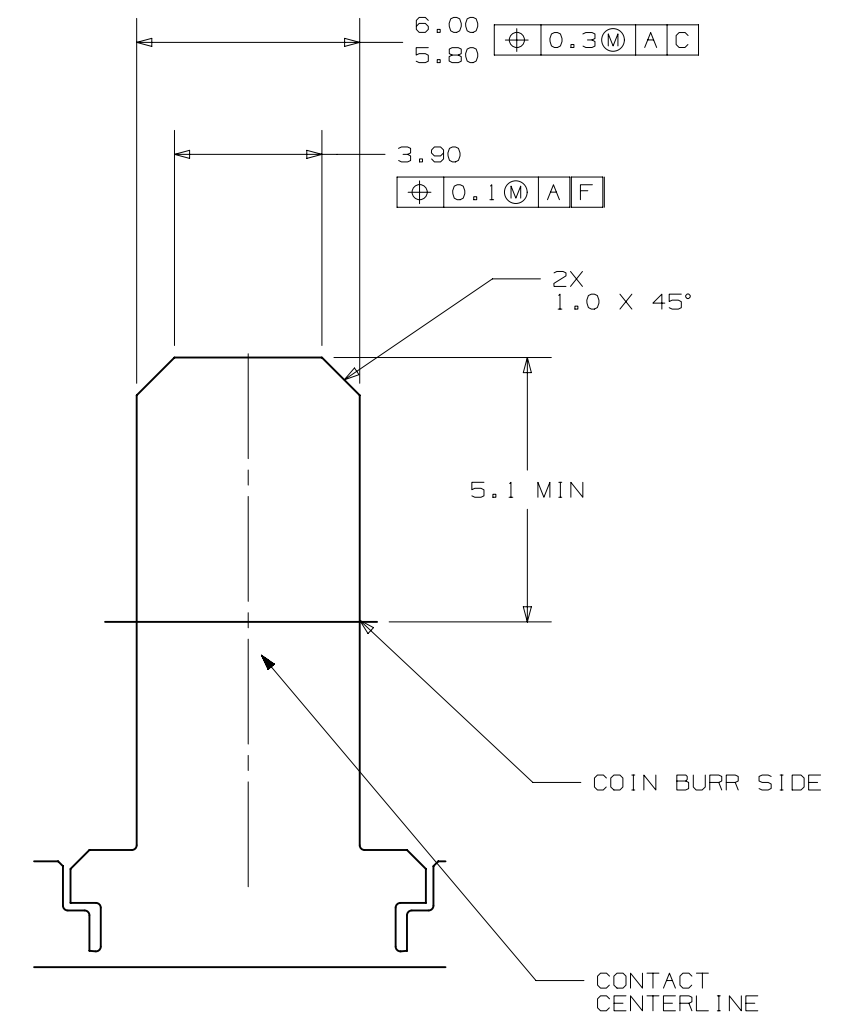
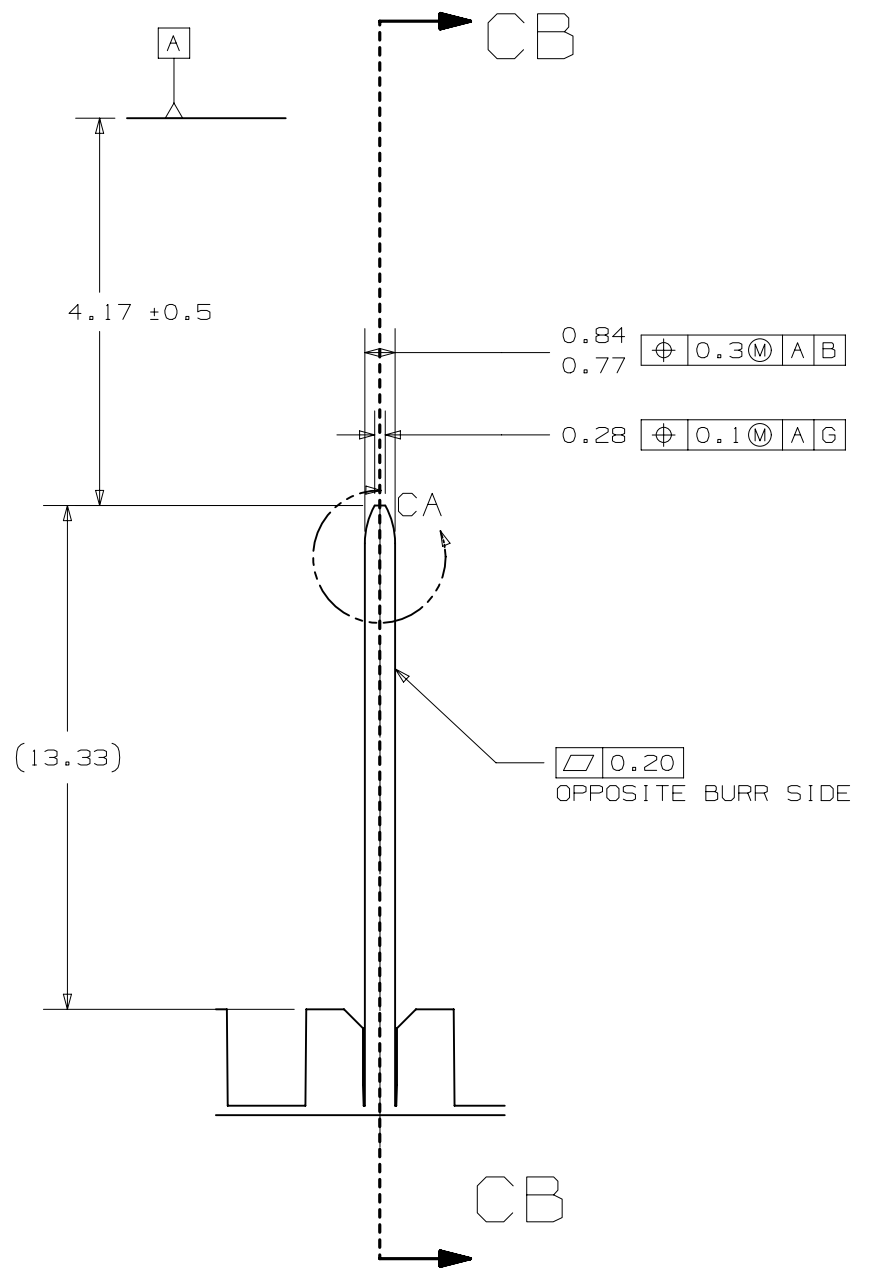




VIEW CA  
SCALE 10:1



SECTION BU-BU



SECTION CB-CB



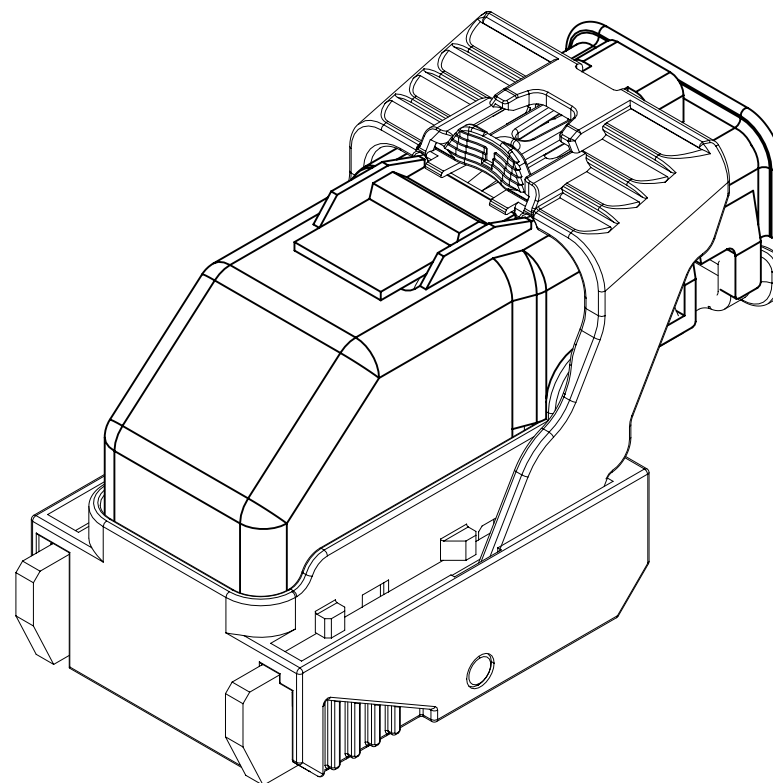
PAGE TITLE  
COMPONENT CONNECTOR INTERFACE

DRAWING NUMBER  
12642694



DWG STATUS		
ST	REV	PD1
R	001	

PAGE NUMBER  
22 OF 22

INDEX	
PAGE TITLE	PAGE
TITLE BLOCK	1
REVISION BLOCK	2
PART BLOCK	3
KPC BLOCK	4
COMPONENT TABLE	5
NOTES	6
NOTES	7
WIRE DRESS PACKAGING DIMENSIONS	8
LOCATION AND PACKAGING DIMENSIONS REFERENCING INTERFACE DATUMS B & C	9
LOCATION AND PACKAGING DIMENSIONS REFERENCING INTERFACE DATUM A	10
KEY ID REF - WIRE DRESS OPTION 0	11
KEY ID REF - WIRE DRESS OPTION 9	12
CIRCUIT CONFIGURATIONS	13
CIRCUIT CONFIGURATIONS	14
COMPONENT CONNECTOR INTERFACE	15
COMPONENT CONNECTOR INTERFACE	16
COMPONENT CONNECTOR INTERFACE	17
COMPONENT CONNECTOR INTERFACE	18
COMPONENT CONNECTOR INTERFACE	19
COMPONENT CONNECTOR INTERFACE	20
COMPONENT CONNECTOR INTERFACE	21
COMPONENT CONNECTOR INTERFACE	22




ISO VIEW

	THIS DOCUMENT IS IN ACCORDANCE WITH ASME Y14.5M-1994 AS AMENDED BY THE GM GLOBAL DIMENSIONING AND TOLERANCING ADDENDUM - 2004.			DATE
	 CHANGE RESTRICTED NO MANUAL CHANGES	REFERENCE 12H (MOLEX AUTOMOTIVE)	DRAFTER	D. KOEHLER
DO NOT SCALE	APVD1		M.R. OOSTERINK	29AP15
	APVD2		J. SWARTZ	29AP15
	APVD3		G. FLECK	08MY15
	APVD4			
METRIC DIMENSIONS SHOWN IN MILLIMETERS UNLESS OTHERWISE SPECIFIED	APVD5			
	DRAWING NAME			
		HARNESS CONN ASM-SEALED 18/49/56 CKTS, MX123		
DRAWING NUMBER		DWG STATUS		PAGE NUMBER
12642694		ST	REV	PDI
		R	001	
				1 of 22

PAGE	DWG STATUS					REVISION HISTORY	AUTH	DR	CK	ENG
	DATE	ST	REV	CHG	PDI					

PAGE	DWG STATUS					REVISION HISTORY	AUTH	DR	CK	ENG
	DATE	ST	REV	CHG	PDI					
	08MY15	R	001			RELEASED TO PRODUCTION AT DLS A	CRMRJD	DFK	MRO	GF

	PAGE TITLE	DRAWING NUMBER	DWG STATUS			PAGE NUMBER	
	REVISION BLOCK		12642694	ST	REV		PDI
				R	001		



KEY PRODUCT CHARACTERISTICS  
(IN ACCORDANCE WITH QN 1805 OR ON 1050)



SAFETY/COMPLIANCE

TOTAL ON  
DRAWING

5



FIT/FUNCTION

LAST NO.  
USED

5

NO	TYPE	DESCRIPTION	RATIONALE	PAGE/ZONE
1	F/F	32.68	IMPROVE CONNECTOR SYSTEM MATING	16
2	F/F	29.00	INSURE PROPER RELEASE OF LEVER	16
3	F/F	15.25	INSURE FINAL MATE POSITION	17
5	F/F	POSITIONAL TOLERANCE (2 PLACES)	INSURE CONNECTOR SYSTEM MATIBILITY	20



PAGE TITLE  
KPC BLOCK

DRAWING NUMBER

12642694

DWG STATUS

ST	REV	PD1
----	-----	-----


R	001	
---	-----	--

PAGE NUMBER

4 OF 22

P. No	MFG.	MFG. P/N	GM P/N	Effective Date	APPLICABLE COMPONENTS	Key Option	Wire Dress Option	Key Config.	Color	Status
					DESCRIPTION					
1	Molex	34575-0003	12582679	02JN03	WIRE HARNESS COVER	N/A	NA	N/A	BLACK	AVAILABLE
2	Molex	34576-0103	12666118	31JL15	HARN CONN ASM 49 CKT	A	0	1458	BLACK	ACTIVE
3	Molex	34576-0203	12650786	T.B.D.	HARN CONN ASM 49 CKT	B	0	1468	ST GRAY	NOT ACTIVE
4	Molex	34576-0303	12666120	31JL15	HARN CONN ASM 49 CKT	C	0	2467	BLUE	ACTIVE
5	Molex	34576-0403	12615660	T.B.D.	HARN CONN ASM 49 CKT	D	0	2367	BROWN	NOT ACTIVE
6	Molex	34576-0503	12615661	T.B.D.	HARN CONN ASM 49 CKT	E	0	2468	GREEN	NOT ACTIVE
7	Molex	34576-0603	12615662	T.B.D.	HARN CONN ASM 49 CKT	F	0	1357	NATURAL	NOT ACTIVE
8	Molex	34576-0703	12582680	11JN04	HARN CONN ASM 56 CKT	G	0	1358	BLUE	AVAILABLE
9	Molex	34576-0803	12582681	11JN04	HARN CONN ASM 56 CKT	H	0	2458	ST GRAY	AVAILABLE
10	Molex	34576-0903	12615658	T.B.D.	HARN CONN ASM 56 CKT	J	0	2457	BLACK	NOT ACTIVE
11	Molex	34576-1003	AVA77166	T.B.D.	HARN CONN ASM 56 CKT	K	0	2357	BROWN	NOT ACTIVE
12	Molex	34576-1103	AVA77167	T.B.D.	HARN CONN ASM 56 CKT	L	0	2368	GREEN	NOT ACTIVE
13	Molex	34576-1203	AVA77168	T.B.D.	HARN CONN ASM 56 CKT	M	0	2358	NATURAL	NOT ACTIVE
14	Molex	34576-1303	12666119	31JL15	HARN CONN ASM 49 CKT	A	9	1458	BLACK	ACTIVE
15	Molex	34576-1403	12650787	T.B.D.	HARN CONN ASM 49 CKT	B	9	1468	ST GRAY	NOT ACTIVE
16	Molex	34576-1503	12666121	31JL15	HARN CONN ASM 49 CKT	C	9	2467	BLUE	ACTIVE
17	Molex	34576-1603	12615663	T.B.D.	HARN CONN ASM 49 CKT	D	9	2367	BROWN	NOT ACTIVE
18	Molex	34576-1703	12615664	T.B.D.	HARN CONN ASM 49 CKT	E	9	2468	GREEN	NOT ACTIVE
19	Molex	34576-1803	12615665	T.B.D.	HARN CONN ASM 49 CKT	F	9	1357	NATURAL	NOT ACTIVE
20	Molex	34576-1903	12603600	11JN04	HARN CONN ASM 56 CKT	G	9	1358	BLUE	AVAILABLE
21	Molex	34576-2003	12603601	T.B.D.	HARN CONN ASM 56 CKT	H	9	2458	ST GRAY	NOT ACTIVE
22	Molex	34576-2103	12615659	T.B.D.	HARN CONN ASM 56 CKT	J	9	2457	BLACK	NOT ACTIVE
23	Molex	34576-2203	AVA77192	T.B.D.	HARN CONN ASM 56 CKT	K	9	2357	BROWN	NOT ACTIVE
24	Molex	34576-2303	AVA77193	T.B.D.	HARN CONN ASM 56 CKT	L	9	2368	GREEN	NOT ACTIVE
25	Molex	34576-2403	AVA77143	T.B.D.	HARN CONN ASM 56 CKT	M	9	2358	NATURAL	NOT ACTIVE
26	Molex	34851-0007	12644156	31AU15	HARN CONN ASM 18 CKT	G	0	1358	BLUE	ACTIVE
27	Molex	34851-0008	12644158	31AU15	HARN CONN ASM 18 CKT	H	0	2458	ST GRAY	ACTIVE
28	Molex	34851-0019	12644157	31AU15	HARN CONN ASM 18 CKT	G	9	1358	BLUE	ACTIVE
29	Molex	34851-0020	12644159	31AU15	HARN CONN ASM 18 CKT	H	9	2458	ST GRAY	ACTIVE
30	Molex	34736-2002	12642697	01AU10	MX64 RCPT TERM Ag 18/20 GAGE B (RIGHT PAYOFF)	N/A	N/A	N/A	N/A	AVAILABLE
31	Molex	34736-2001	12642696	01AU10	MX64 RCPT TERM Ag 22 GAGE B (RIGHT PAYOFF)	N/A	N/A	N/A	N/A	AVAILABLE
32	Molex	34586-0001	T.B.D.	11JN04	MX123 0.64MM GROMMET PLUG	N/A	N/A	N/A	NATURAL	AVAILABLE
33	Yazaki	7116-4150-02	12588066	02JN03	2.8mm YESC SEALED FEMALE TERMINAL TIN 20/22 GAGE (CABLE RANGE 0.30mm-0.60mm)	N/A	N/A	N/A	N/A	NOT ACTIVE
34	Yazaki	7116-4151-02	12588067	02JN03	2.8mm YESC SEALED FEMALE TERMINAL TIN 16/18 GAGE (CABLE RANGE 0.75mm-1.40mm)	N/A	N/A	N/A	N/A	NOT ACTIVE
35	Yazaki	7116-4152-02	12582685	02JN03	2.8mm YESC SEALED FEMALE TERMINAL TIN 14 GAGE (CABLE RANGE 1.50mm-2.50mm)	N/A	N/A	N/A	N/A	AVAILABLE
36	Yazaki	7158-3111-60	12588068	02JN03	2.8mm CABLE SEAL (wire O.D. range 1.20mm-1.90mm)	N/A	N/A	N/A	GREEN	NOT ACTIVE
37	Yazaki	7158-3112-70	12588069	02JN03	2.8mm CABLE SEAL (wire O.D. range 1.80mm-2.30mm)	N/A	N/A	N/A	YELLOW	NOT ACTIVE
38	Yazaki	7158-3113-40	12582686	02JN03	2.8mm CABLE SEAL (wire O.D. range 2.18mm-3.00mm)	N/A	N/A	N/A	WHITE	AVAILABLE
39	Yazaki	7158-3114-90	T.B.D.	02JN03	2.8mm YESC CAVITY PLUG	N/A	N/A	N/A	BLUE	AVAILABLE
40	FCI	33140138	12646399	10JA14	6.35mm APEX RCPT TERM Sn/Ag GRIP CODE-10 (6mm2) - Greased	N/A	N/A	N/A	N/A	AVAILABLE
41	FCI	33140135	12654556	10JA14	6.35mm APEX RCPT TERM Sn/Ag GRIP CODE-TBD (1mm2) - Greased	N/A	N/A	N/A	N/A	AVAILABLE
42	QSR	A-0549C	12646688	01SE14	6.35mm CABLE SEAL (FOR 6.0mm2 WIRE SIZE - 3.6 TO 4.2mm INSULATION OD)	N/A	N/A	N/A	WHITE	AVAILABLE
43	QSR	A-0549B	12654557	01SE14	6.35mm CABLE SEAL (FOR 0.75-1.25mm2 WIRE SIZE - 1.8 TO 2.3mm INSULATION OD)	N/A	N/A	N/A	BLUE	AVAILABLE
44	Molex	63811-4200	XX019825	02JN03	MX64 TERM HAND CRIMP TOOL	N/A	N/A	N/A	N/A	AVAILABLE
45	Molex	63813-1400	XX019826	02JN03	MX64 TERM SERVICE TOOL	N/A	N/A	N/A	N/A	AVAILABLE
46	Molex	63865-8000	XX019827	02JN03	MX64 CRIMP APPLICATOR with TOOL KIT 18/20 GAGE PAYOFF DIRECTION D (left payoff) (contact Molex for payoff detail)	N/A	N/A	N/A	N/A	AVAILABLE
47	Molex	63865-8070	XX019828	02JN03	MX64 APPLICATOR TOOL KIT 18/20 GAGE	N/A	N/A	N/A	N/A	AVAILABLE
48	Molex	63865-8100	XX019829	02JN03	MX64 CRIMP APPLICATOR with TOOL KIT 22 GAGE PAYOFF DIRECTION D (left payoff) (contact Molex for payoff detail)	N/A	N/A	N/A	N/A	AVAILABLE
49	Molex	63865-8170	XX019830	02JN03	MX64 APPLICATOR TOOL KIT 22 GAGE	N/A	N/A	N/A	N/A	AVAILABLE
50	SPX	J35616-64	T.B.D.	02JN03	0.64mm PROBE TOOL (for rcpt)	N/A	N/A	N/A	N/A	AVAILABLE
51	SPX	J35616-64A	T.B.D.	02JN03	0.64mm PROBE TOOL WITH EXT (for rcpt)	N/A	N/A	N/A	N/A	AVAILABLE
52	SPX	J35616-65	T.B.D.	02JN03	0.64mm PROBE TOOL WITH EXT (for pin)	N/A	N/A	N/A	N/A	AVAILABLE
53	SPX	J35616-4A	T.B.D.	02JN03	2.8mm PROBE TOOL (for rcpt)	N/A	N/A	N/A	N/A	AVAILABLE
54	YAZAKI	X39899-J374	12094430	02JN03	2.8mm TERM SERVICE TOOL	N/A	N/A	N/A	N/A	AVAILABLE
55	TQI	7000-1001	N/A	01FE15	18CKT PASS THROUGH ADAPTERS	N/A	N/A	N/A	BLACK	AVAILABLE
56	TQI	7000-1004	N/A	01FE15	49CKT PASS THROUGH ADAPTERS	N/A	N/A	N/A	BLACK	AVAILABLE
57	TQI	79917-0060	N/A	02JA08	56CKT PASS THROUGH ADAPTERS	N/A	N/A	N/A	BLACK	AVAILABLE
58	Molex	63813-1500	J-38125-217	01SE14	6.35mm APEX TERM SERVICE TOOL	N/A	N/A	N/A	N/A	AVAILABLE

\* MX123 WIRE HARNESS COVER MATES TO ANY 18/49/56 CKT MX123 HARN CONN ASSY SHOWN ON THIS TABLE

	PAGE TITLE	DRAWING NUMBER	DWG STATUS			PAGE NUMBER
	COMPONENT TABLE	12642694	ST	REV	PDI	5 of 22
			R	001		

NOTES: UNLESS OTHERWISE SPECIFIED

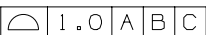
1. MATERIAL FOR INTERFACE:

- A. RESIN:
  - 1. 30% G.F. PBT; 20% MAX. (BY WEIGHT) REGRIND.
  - 2. MATING CONNECTOR INTERFACE PART COLOR MUST BE SAME AS MATCHING KEYED HARNESS CONNECTOR ASSEMBLY.
  - 3. MUST BE VALIDATED FOR INDIVIDUAL DEVICE APPLICATION REQUIREMENTS.
- B. 0.64MM PINS:
  - 1. BASE MATERIAL: COPPER ALLOY; CONDUCTIVITY  $\geq$  28% IACS AT 20°C; TENSILE STRENGTH  $\geq$  635 N/mm<sup>2</sup>; SURFACE ROUGHNESS R<sub>a</sub> 6 MAX.
  - 2. PLATING FINISH: SILVER (Ag). PLATING TO BE 1.9-3.3  $\mu$ m ELECTRODEPOSITED SEMI-BRIGHT SILVER OVER 1.25-2.25  $\mu$ m DUCTILE SULPHAMATE NICKEL PER NOTE 1(D).
  - 3. ANTI-TARNISH: SYNTHETIC HYDROCARBON CONTACT SURFACE FINISH OR EQUIVALENT APPLIED WITHOUT VOID TO CONTACT AREA (MIN 3.7mm FROM PIN TIP).
- C. 2.8MM BLADE:
  - 1. BASE MATERIAL: COPPER ALLOY; CONDUCTIVITY  $\geq$  28% IACS AT 20°C; TENSILE STRENGTH  $\geq$  350 N/mm<sup>2</sup>; SURFACE ROUGHNESS R<sub>a</sub> 6 MAX.
  - 2. PLATING FINISH: TIN. PLATING TO BE 2.5-5.0  $\mu$ m ELECTRODEPOSITED TIN, MATTE FINISH OVER 1.25-2.5  $\mu$ m DUCTILE SULPHAMATE NICKEL PER NOTE 1(D).
- D. 6.3MM BLADE:
  - 1. BASE MATERIAL: COPPER ALLOY; CONDUCTIVITY  $\geq$  50% IACS AT 20°C;
  - 2. PLATING FINISH: SILVER (Ag) PLATING TO BE 1.9-3.3  $\mu$ m ELECTRODEPOSITED SEMI-BRIGHT SILVER, OVER 1.25-2.5  $\mu$ m DUCTILE SULPHAMATE NICKEL PER NOTE 1(D) WITH ENVIRONMENTAL BARRIER OR TIN/SILVER (ELECTRO-DEPOSITED), UNDERPLATE 0.5-2.0  $\mu$ m NICKEL OR COPPER. TOP PLATING: 1.0-3.0  $\mu$ m (SILVER RANGE 3.75-X.XX NO ANTI-TARNISH COATING REQUIRED).

E. PLATING REQUIREMENTS:


- 1. SILVER PLATING
  - a. 99.5% PURE SEMI-BRIGHT WITH NO ORGANIC BRIGHTNERS OR CHROMATES.
- 2. NICKEL PLATING
  - a. ELECTRODEPOSITED DUCTILE SULFAMATE NICKEL WITH A NON-BRIGHTENED FINISH. NO ORGANIC OR BRIGHTENING AGENTS SHALL BE ALLOWED.
  - b. SHALL ONLY BE USED AS AN UNDERLYING PLATING AND MAY NOT BE USED AS AN ELECTRICAL CONTACT SURFACE PLATING.
  - c. SHALL BE NODULE FREE WHEN VIEWED AT 10X MAGNIFICATION IN MEASURED IN CONTACT SURFACE AREA PLUS 0.5MM PERIMETER AROUND THE CONTACT SURFACE AREA.
  - d. ALL PLATINGS SHALL HAVE A 1.0% MAXIMUM BY WEIGHT IMPURITIES. IMPURITIES ARE DEFINED AS ALL ELEMENTS NOT THE PRIMARY PLATING OR HARDENING AGENT IF APPLICABLE, AS DETERMINED BY WET CHEMICAL ANALYSIS OR AUGER METHOD. NO SINGLE IMPURITY SHALL EXCEED 0.1% MAXIMUM BY WEIGHT.
- 3. TESTING
  - a. THICKNESS TO BE MEASURED IN CONTACT SURFACE AREA PLUS 0.5MM PERIMETER AROUND THE CONTACT SURFACE AREA AS DESIGNATED IN THE DRAWING. THICKNESS SHALL BE DETERMINED BY METHOD OF X-RAY (XRF).
  - b. PLATING ADHESION SHALL BE TESTED BY A BEND TEST FOR ALL METALS. THE TEST SAMPLE SHALL BE BENT 90 DEGREES TO DETERMINE DEPOSIT ADHESION. TESTING SHALL BE COMPLETED IN ACCORDANCE WITH ASTM SPEC B571.

2. DESIGN - GENERAL:

- A. THIS IS A 100% CAD GENERATED PART. THE CAD MATHEMATICAL DATA IS THE MASTER FOR THIS PART. WHERE DIMENSIONS ARE SPECIFIED ON THE DRAWING, THE DRAWING IS THE AUTHORITY FOR DIMENSIONAL VALUES. FOR DIMENSIONAL OR ANY INFORMATION NOT SHOWN ON THIS DRAWING, ANALYZE THE CAD MODEL.
- B. DIMENSIONS OBTAINED FROM THE DIGITAL MODEL ARE BASIC:
  - 1. FOR RELATIONSHIPS BETWEEN FEATURES WHEN ESTABLISHED BY GEOMETRIC TOLERANCES.
  - 2. FOR THE FORM OF A FEATURE WHEN CONTROLLED BY A PROFILE TOLERANCE.
  - 3. FOR THE SIZE, FORM AND/OR RELATIONSHIP BETWEEN FIXED DATUM TARGETS.
- C. DIMENSIONS OBTAINED FROM THE DIGITAL MODEL ARE ROUNDED TO TWO DECIMAL PLACES (PER IEEE/ASTM SI 10-2002)
- D. VIEWS AND SECTIONS ON THIS DRAWING ARE IN ACCORDANCE WITH GM DCS SECTION C3.
- E. THE DIGITAL MODEL MUST CORRESPOND TO THE RELEASE LEVEL SHOWN IN THE PART BLOCK ON THIS DOCUMENT.
- F. TOLERANCES:
  - 1. LINEAR
    - 0.X  $\pm$  0.30
    - 0.XX  $\pm$  0.10
    - 0.XXX  $\pm$  0.10
  - 2. ANGULAR X°  $\pm$  3°
  - 3.  1.0 A B C
- G. MINIMUM WALL THICKNESS REQUIRED: 1.3mm.
- H. CORNERS SHOWN AS SHARP TO BE R 0.2 MAX.
- J. LETTERING SHALL BE 0.15 MAX RAISED IN 0.20 MAX RECESS PAD. THIS INCLUDES MATERIAL CODE, RECYCLING CODE, CAVITY ID AND DATE CODE.
- K-1. PARTS MUST BE FREE OF DISCOLORATION, SALT RESIDUE AND OTHER IMPERFECTIONS THAT AFFECT FIT OR FUNCTION.
- K-2. SCRATCHES OR DENTS NOT TO EXCEED 0.013mm IN DEPTH.
- L. FOLLOWING PRODUCTION CODES TO BE PERMANENTLY MARKED & HUMAN READABLE TO A LETTER HEIGHT OF 1.5  $\pm$  0.5MM X 0.3 MAX DEEP
  - 1. MATERIAL #: XXXXX-XXXX
  - 2. DATE CODE: JJYY (JULIAN DAY, LAST DIGIT OF YEAR)
  - 3. INSPECTION MACHINE CODE + SERIAL #: X\_XXXXX

3. DESIGN - MANUFACTURING:

- A. DRAFT TO BE WITHIN TOLERANCE.
- B. ALLOWABLE FLASH MAX 0.2 HIGH X MAX 0.13 THICK.
- C. ALLOWABLE PARTING LINE MISMATCH 0.2 MAX.
- D. EJECTOR PINS MARK TO BE FLUSH TO 0.25 MAX DEPRESSED.
- E. ALLOWABLE GATE VESTIGE FLUSH TO 0.25 MAX PROTRUSION.
- F. NO EXTERNAL MOLD RELEASE AGENT ALLOWED DURING MANUFACTURING.
- G. STEEL THAT FORMS THE INDICATED SURFACE MUST BE POLISHED WITH A DIAMOND FINISH (SPI A-2) OVER THE FULL PERIPHERY OF THE TOOL. SURFACE MUST HAVE NO MISMATCH.
- H. ANY PROCESS LUBRICANT REMAINING ON THE TERMINAL MUST NOT VARNISH OR DEGRADE IT'S ELECTRICAL PERFORMANCE UP TO A MAXIMUM CLASS AMBIENT TEMPERATURE PER SAE USCAR-2 FOR 1008 HOURS. PROCESS LUBRICANTS SHOULD BE APPROVED BY THE RESPONSIBLE ENGINEER.
- J. OPTIONAL FEATURES PROVIDED FOR AUTOMATION.
- K. PART MUST BE FREE FROM BURRS AND SHARP EDGES, WHICH MIGHT BE DETRIMENTAL TO SATISFACTORY ASSEMBLY, SAFE HANDLING OR FUNCTION OF PART.
- L. PARTS AS DELIVERED TO ASSEMBLY SHALL BE CLEAN AND FREE OF DEBRIS, RESIDUAL ABRASIVE MATERIAL AND CORROSION PRODUCTS ADVERESLY AFFECTING FUNCTION OR APPEARANCE.
- M. RESTRICTED AND REPORTABLE SUBSTANCES FOR PARTS PER GMW3059.

	PAGE TITLE	DRAWING NUMBER	DWG STATUS			PAGE NUMBER
	NOTES		12642694			
			ST	REV	PDI	



NOTES: UNLESS OTHERWISE SPECIFIED

4. SYSTEM REQUIREMENTS:

- A. HARNESS CONNECTOR IS COMPATIBLE WITH THE FOLLOWING WIRE SIZE NO'S:
  - SAE 14AWG, MEETING SAE J1128
  - SAE 18AWG, MEETING SAE J1128, MAX O.D. OF 2.06 MM
  - SAE 20AWG, MEETING SAE J1128
  - SAE 22AWG, MEETING SAE J1128, MIN O.D. OF 1.47 MM
  - ISO 6mm<sup>2</sup>, FLR2X-A/T-125 PER GM 15626 (FEB 2008)
- B. CABLE TIE SPECIFICATIONS:
  - 1. CABLE TIE:
    - TENSILE RATING: 220N / (50lbs) MIN
    - TIE LENGTH: 186mm MIN
    - TIE WIDTH: 4.75mm MAX
    - MATERIAL: NYLON
  - 2. INSTALLATION:
    - CABLE TIE TENSION: 190N MIN
  - 3. DRESSED WIRE BUNDLE PACKAGING: SEE FIG. 1
- C. WHEN MATED WITH COMPONENT CONNECTOR INTERFACE AND/OR DRESS COVER, HARNESS CONNECTOR SYSTEM CONFORMS TO THE FOLLOWING:
  - 1. SAE/USCAR-2, REV: 3 APRIL, 2001; CLASS 3
  - 2. FIELD CORRELATED LIFE TEST, SAE/USCAR-20, NOV. 2001
  - 3. GMW #3191 AUGUST 22, 2000 (DRAFT); TEMPERATURE CLASS 3 (145°C), SEALING CLASS 1 (HIGH PRESSURE SPRAY), VIBRATION CLASS 2 (ON BODY)
  - 4. TPA USER FORCES (FULLY POPULATED WITH TERMINALS)
    - a. REMOVAL FROM LOCK TO PRE-SET: <=120N
- D. WIRE SPECIFICATIONS:
  - 1. WIRE SURFACE MUST BE FREE OF SCRATCHES, GROOVES OR DENTS WHERE FUNCTIONAL

5. TERMINAL CURRENT RATINGS:

ALL TESTING DONE IN ACCORDANCE WITH USCAR-2 REV5 SECTION 5.3

- A. MX64 RCPT TERM
  - 1. MX64 RCPT TERM Ag 18/20 GAGE CRIMPED TO SAE WIRE SIZE NO.18 AND MATED TO MX123 0.64MM PIN: 11.3 AMPS
  - 2. MX64 RCPT TERM Ag 22 GAGE CRIMPED TO SAE WIRE SIZE NO.22 AND MATED TO MX123 0.64MM PIN:8.5 AMPS

WIRE	CURRENT RATING			
	23 deg.C	85 deg.C	105 deg.C	125 deg.C
18AWG	11.3A	11.3A	9.5A	6.6A
20AWG	10.0A	10.0A	8.3A	5.7A
22AWG	8.6A	8.6A	7.1A	5.0A

- B. 2.8MM RCPT TERM
    - 1. 2.8MM RCPT TERM TIN 14 GAGE CRIMPED TO SAE WIRE SIZE NO.14 AND MATED TO MX123 2.8MM BLADE: 25.6 AMPS
  - C. 6.3MM RCPT TERM - FCI APEX
    - 1. 6.3MM RCPT TERM TIN/SILVER CRIMPED TO 6.0MM<sup>2</sup> WIRE AND MATED TO MOLEX 6.3MM<sup>2</sup> BLADE (Sn/Ag PLATED):36A AT 125°C
6. CONTACT MOLEX AUTOMOTIVE FOR AVAILABLE CUSTOM PATTERNS OF CAVITIES OPEN FOR CIRCUITS

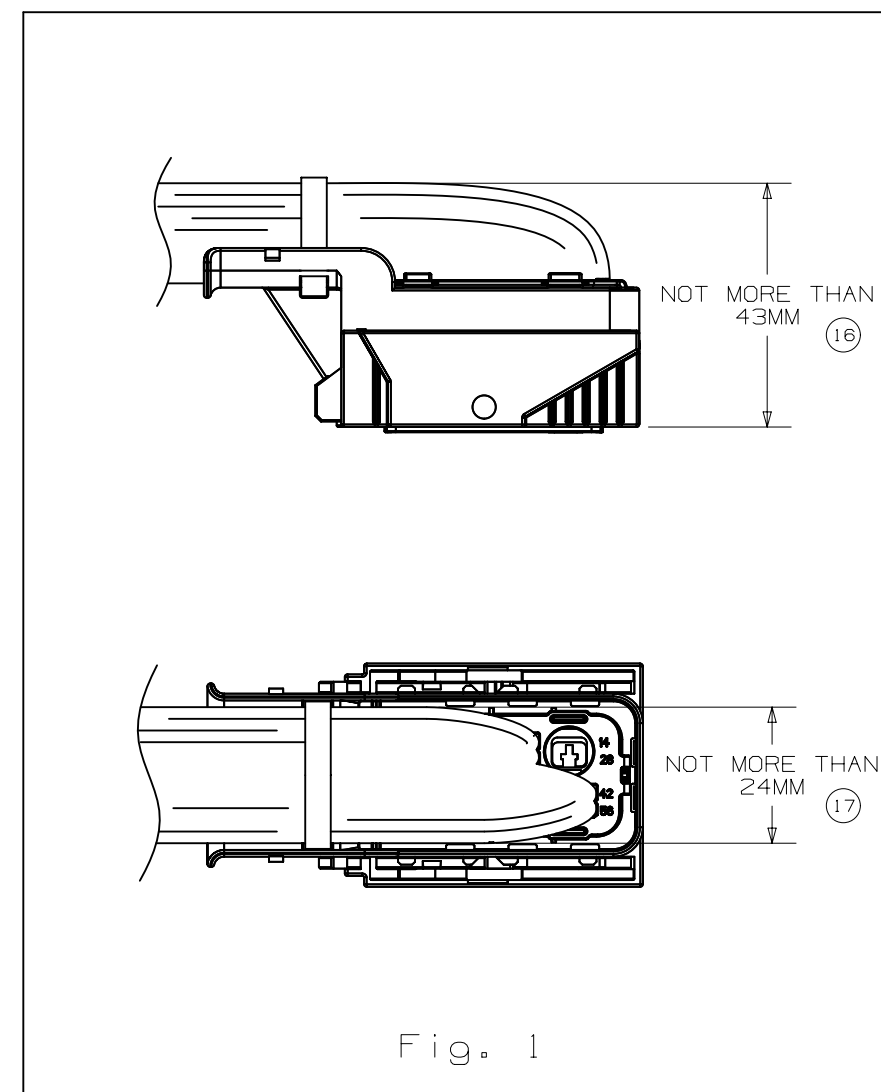
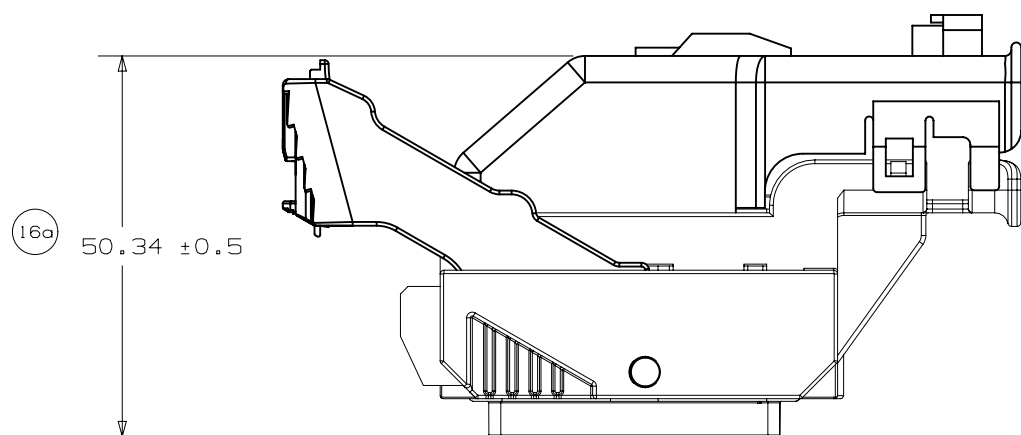


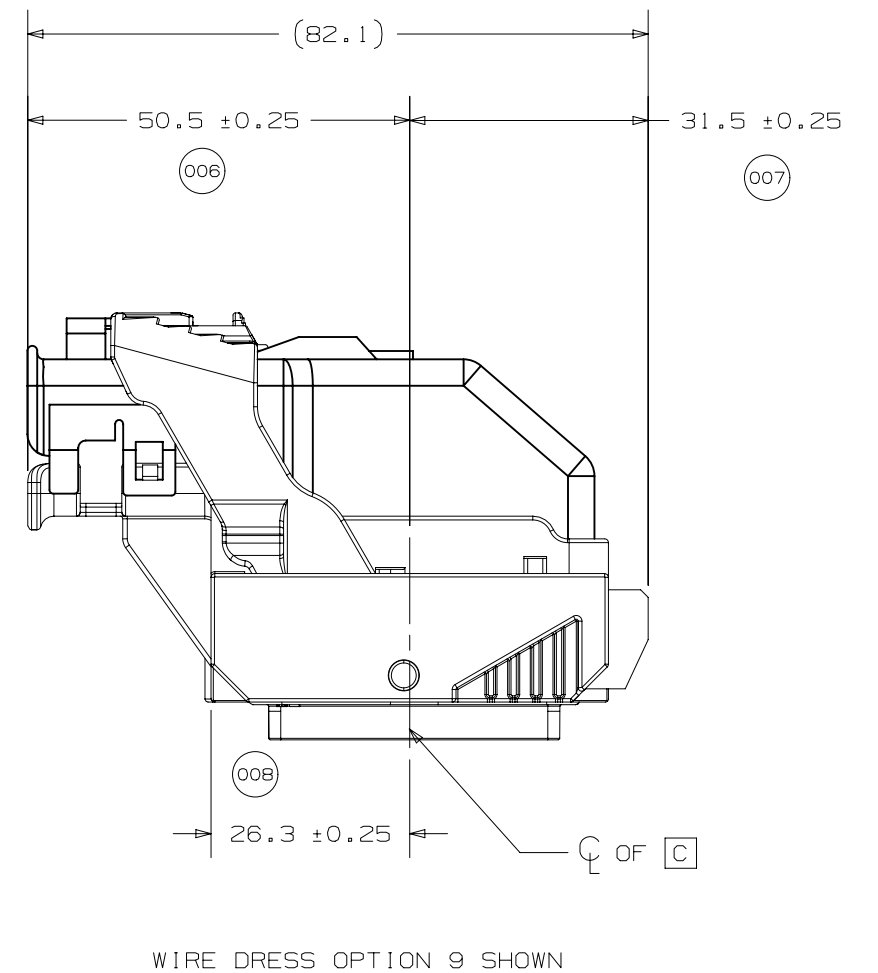
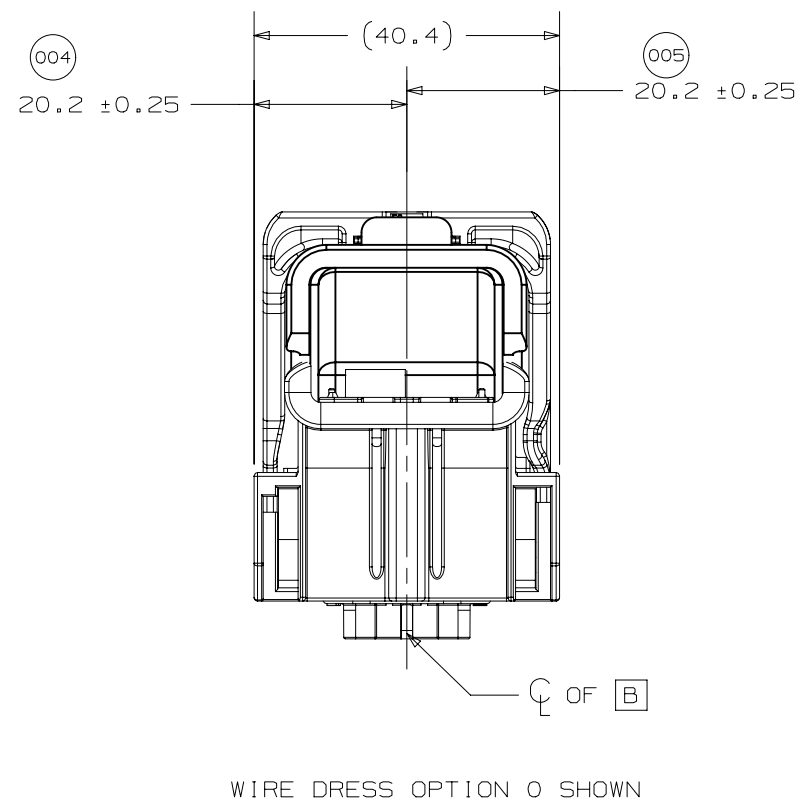
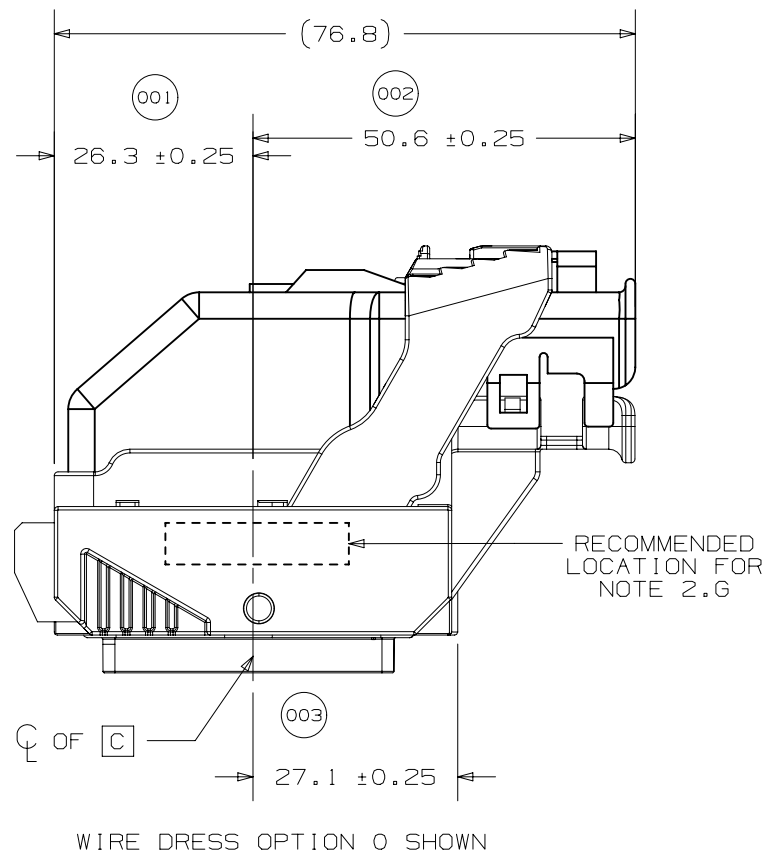
PAGE TITLE  
NOTES

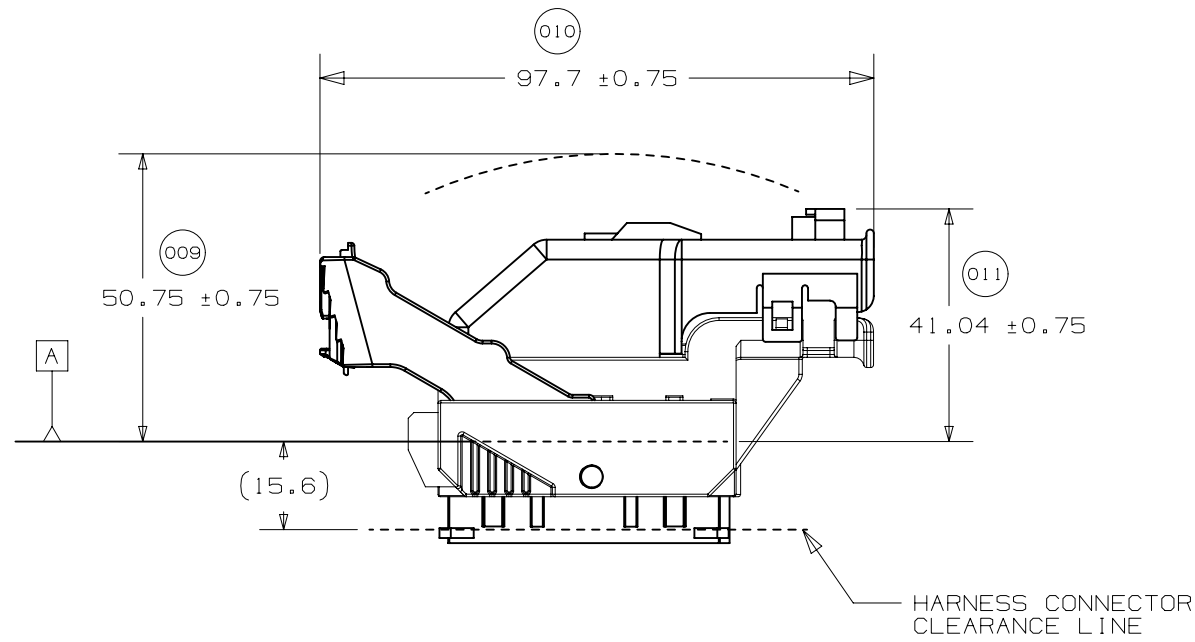
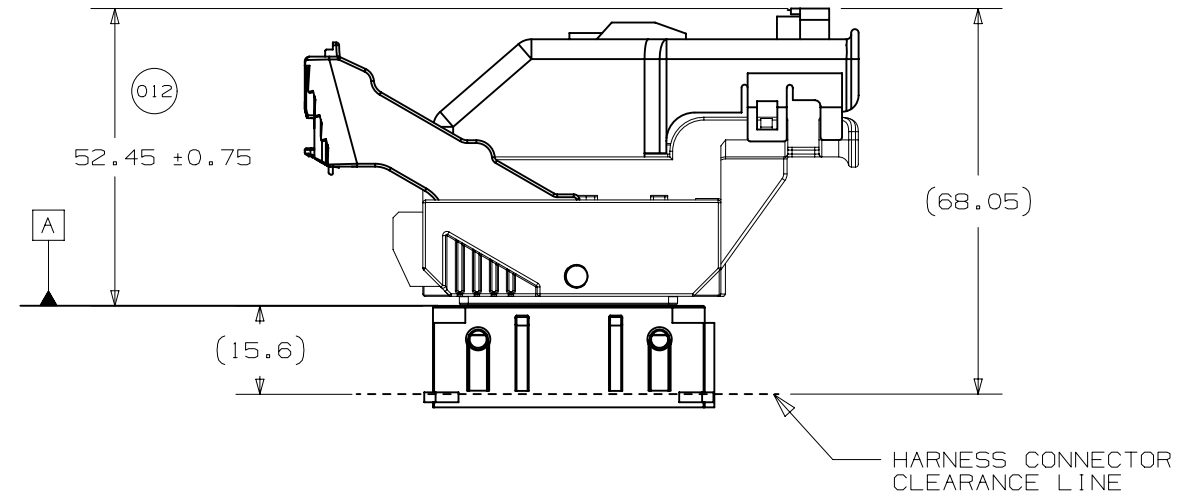
DRAWING NUMBER  
12642694

DWG STATUS		
ST	REV	PDI
R	001	

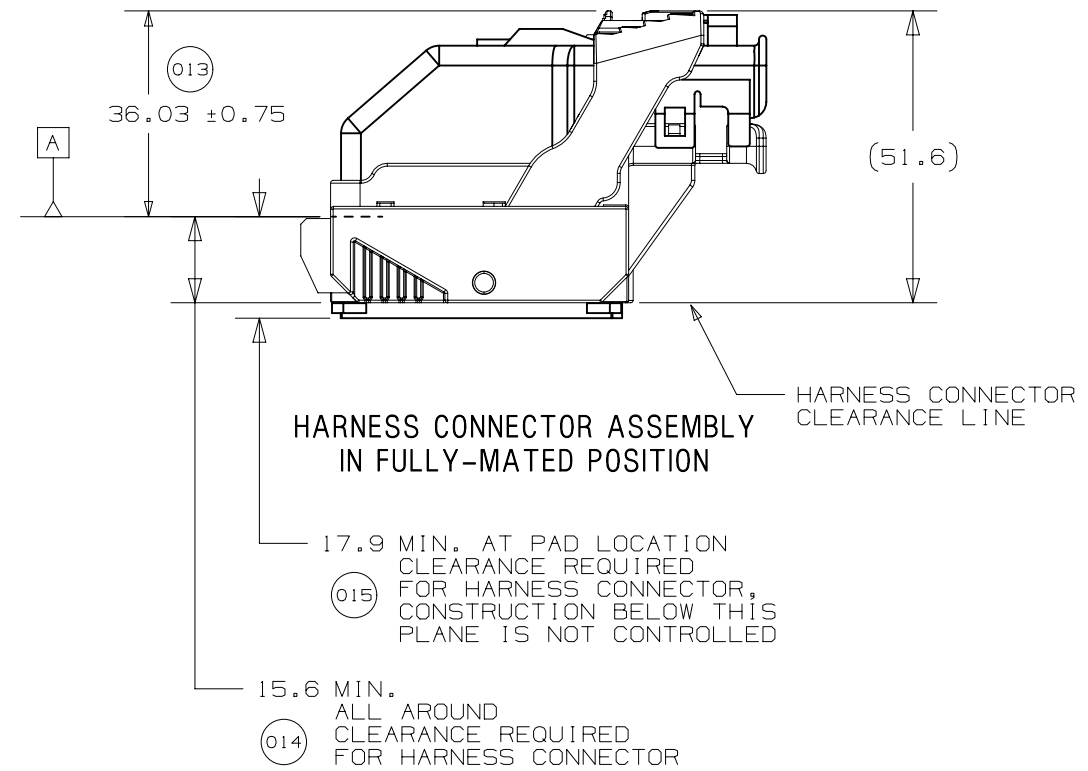
PAGE NUMBER  
7 of 22







HARNESS CONNECTOR ASSEMBLY  
IN PRE-LOCK POSITION

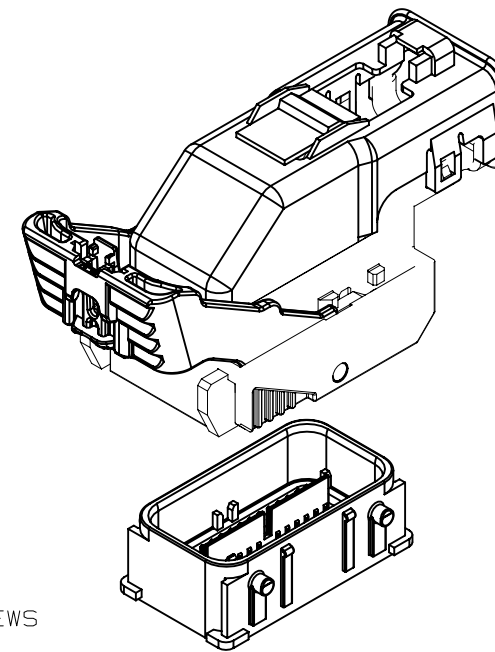
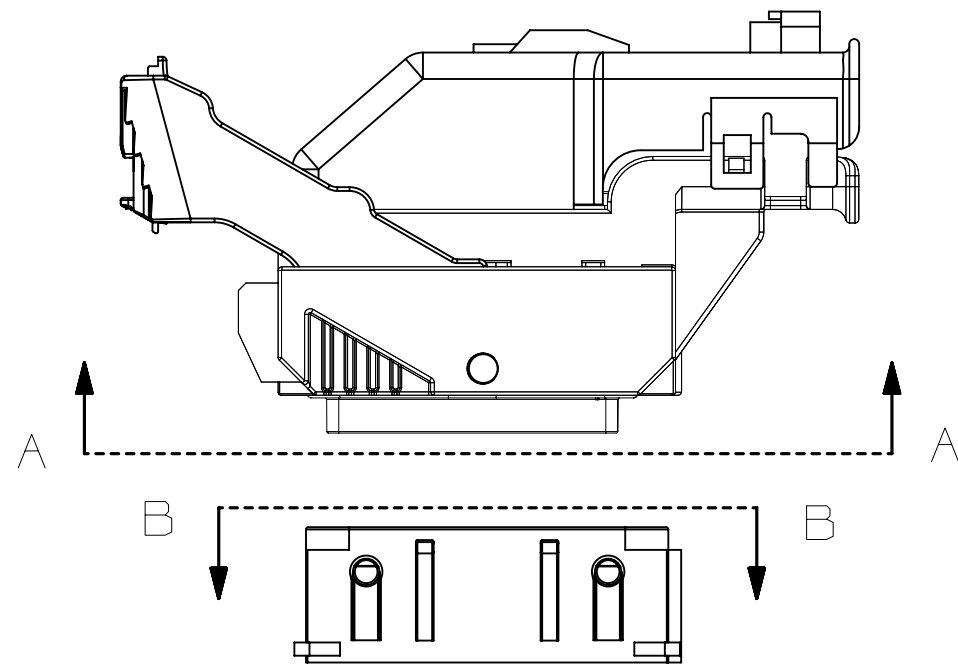


HARNESS CONNECTOR ASSEMBLY  
IN FULLY-MATED POSITION

015 17.9 MIN. AT PAD LOCATION  
CLEARANCE REQUIRED  
FOR HARNESS CONNECTOR,  
CONSTRUCTION BELOW THIS  
PLANE IS NOT CONTROLLED

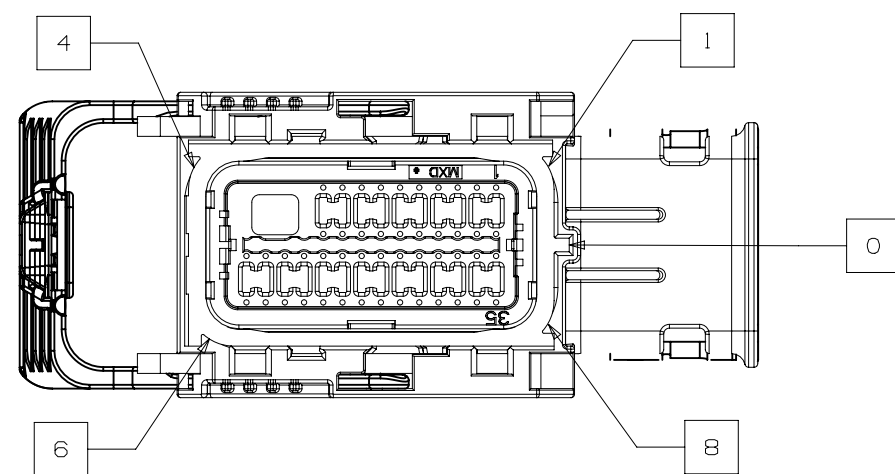
014 15.6 MIN.  
ALL AROUND  
CLEARANCE REQUIRED  
FOR HARNESS CONNECTOR



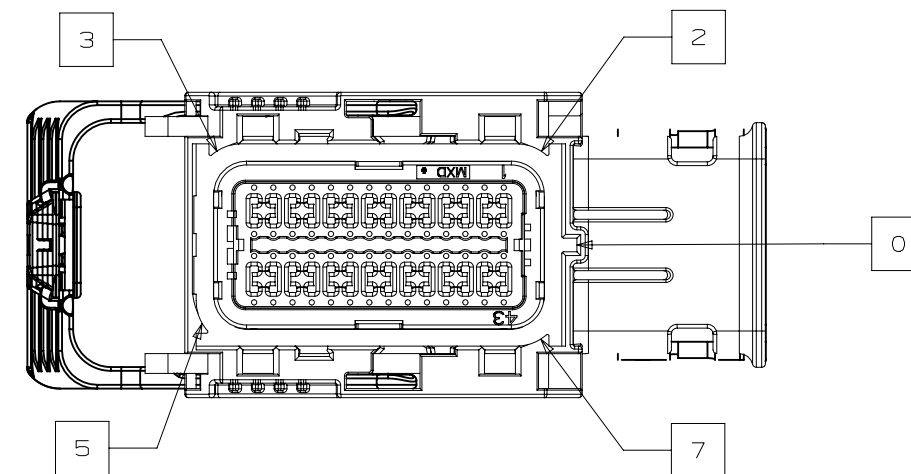


NOTE: REFERENCE THE COMPONENT TABLE FOR KEY OPTIONS AND CONFIGURATIONS

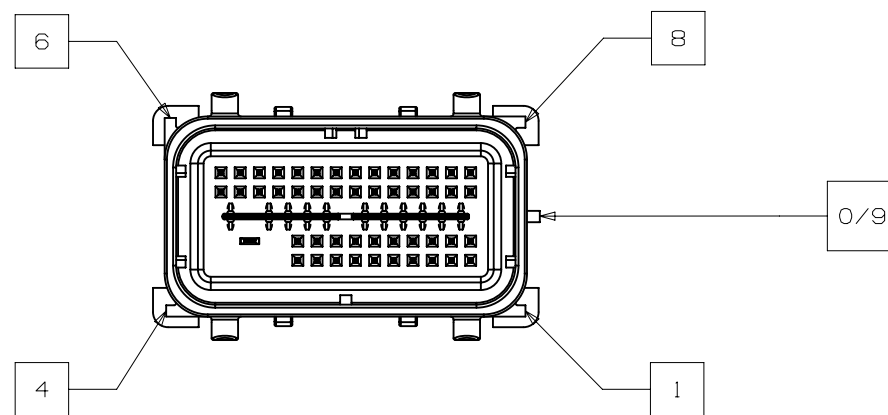
INTERFACE SIDE SHOWN IN ALL SECTION VIEWS



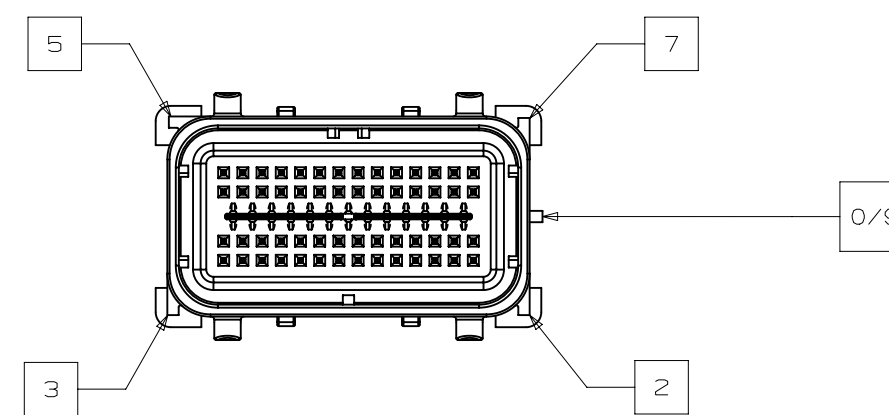
SECTION A-A  
KEY OPTION B SHOWN



SECTION A-A  
KEY OPTION K SHOWN



SECTION B-B  
KEY OPTION B SHOWN



SECTION B-B  
KEY OPTION K SHOWN

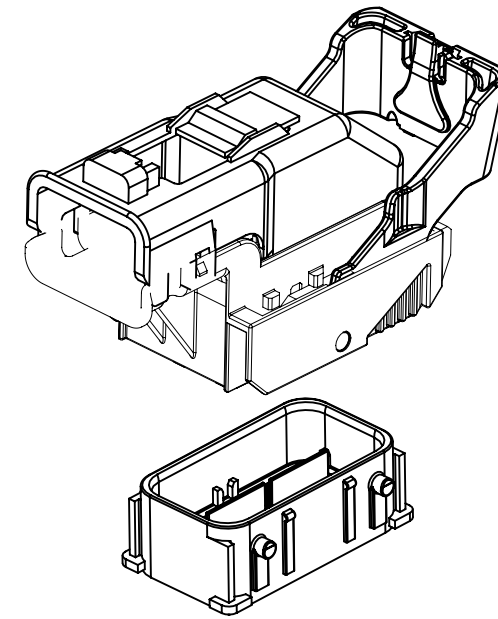
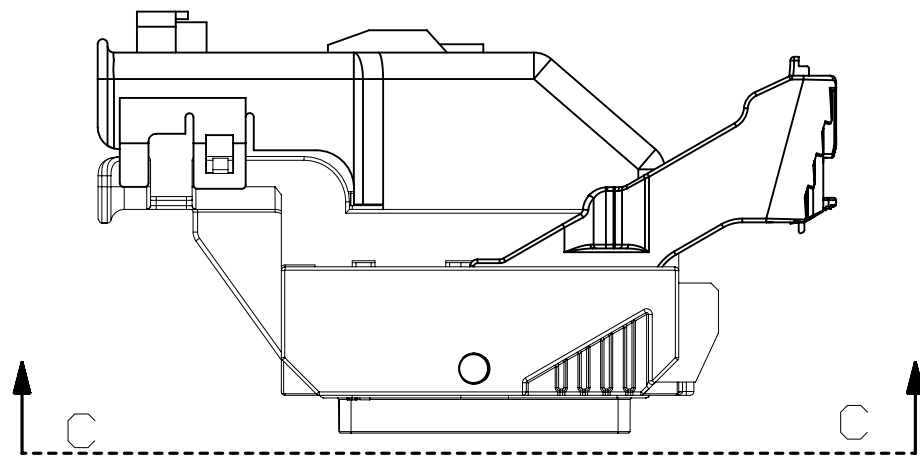


PAGE TITLE  
KEY ID REF - WIRE DRESS OPTION 0

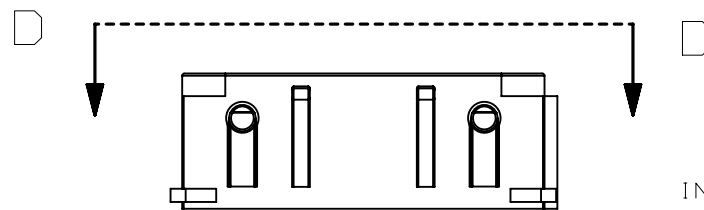
DRAWING NUMBER  
12642694

DWG STATUS		
ST	REV	PD1
R	001	

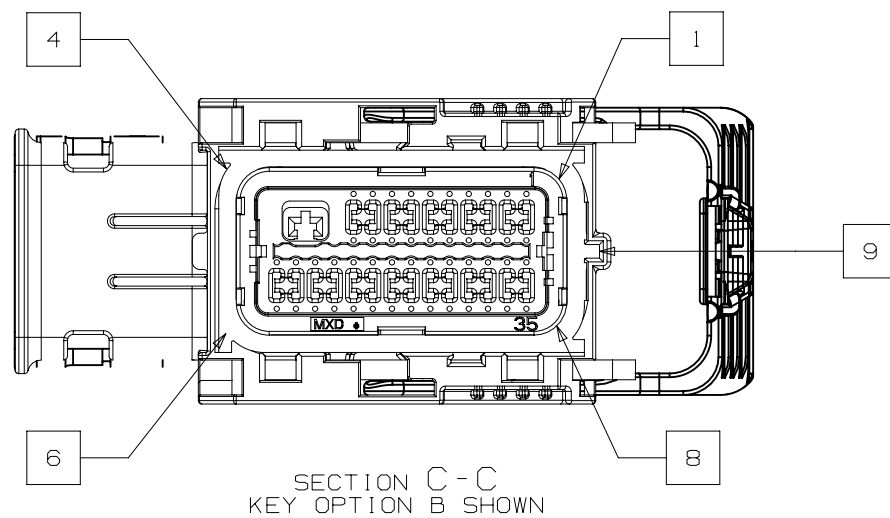
PAGE NUMBER  
11 OF 22



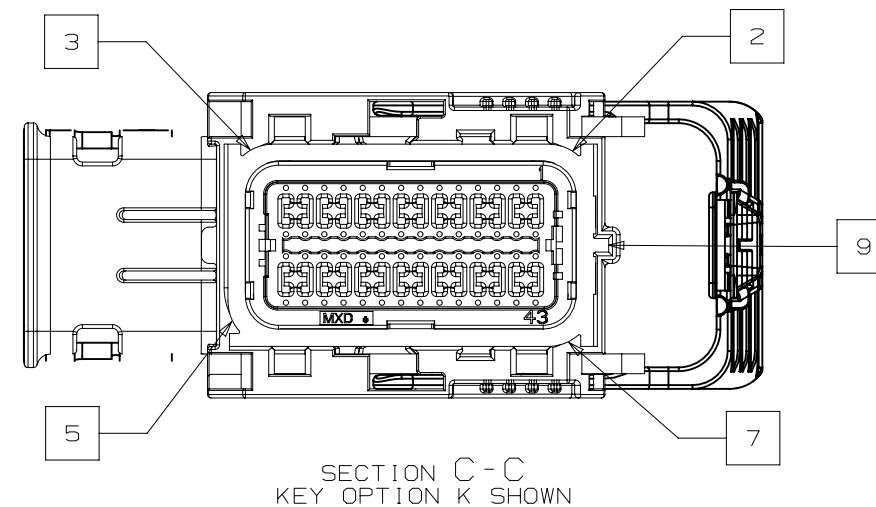
NOTE: REFERENCE THE COMPONENT TABLE FOR KEY OPTIONS AND CONFIGURATIONS



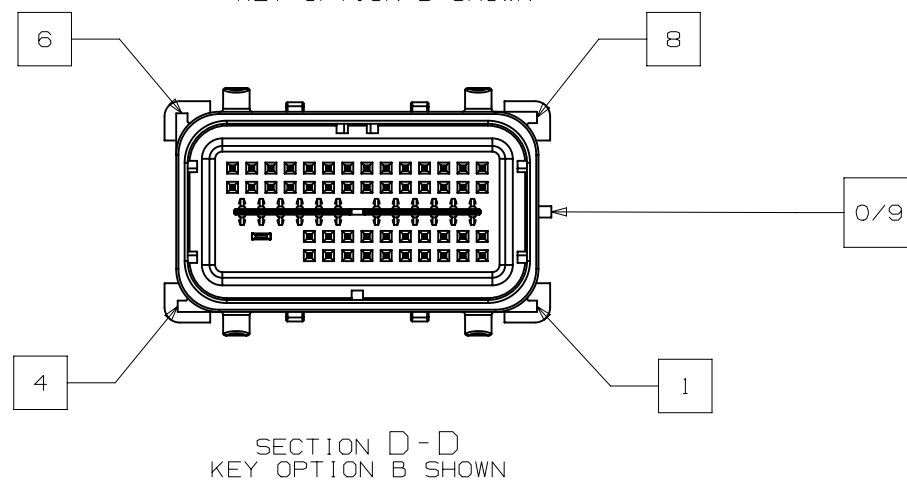
INTERFACE SIDE SHOWN ON ALL SECTION VIEWS



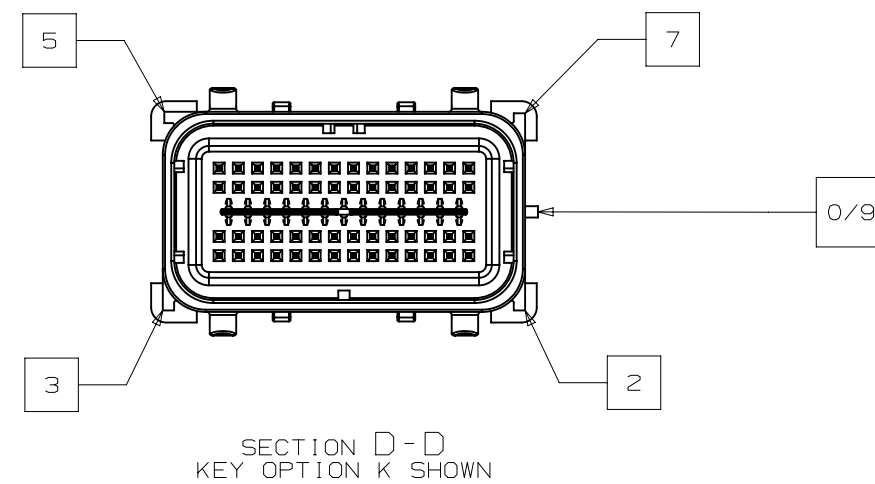
SECTION C-C  
KEY OPTION B SHOWN



SECTION C-C  
KEY OPTION K SHOWN



SECTION D-D  
KEY OPTION B SHOWN



SECTION D-D  
KEY OPTION K SHOWN

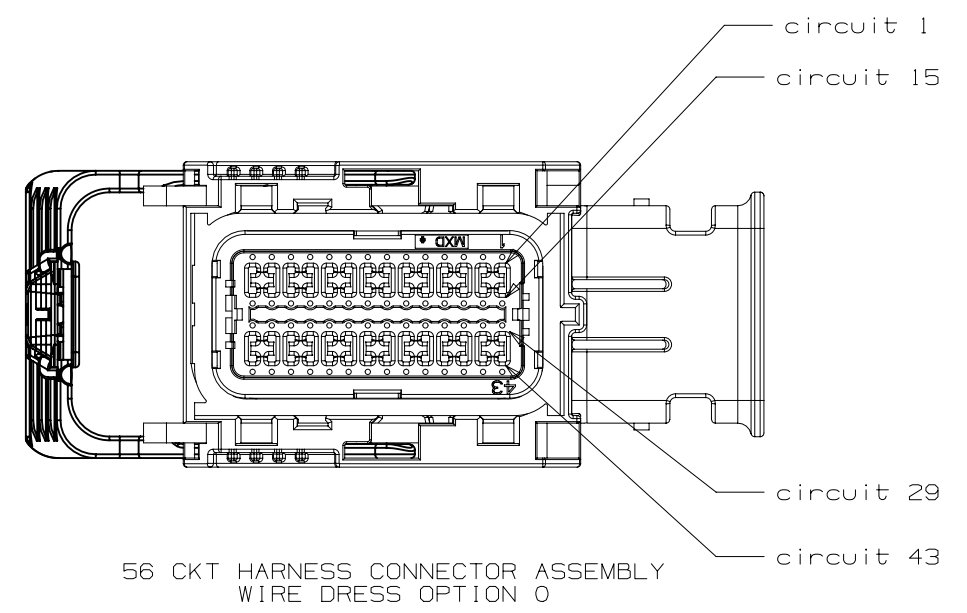
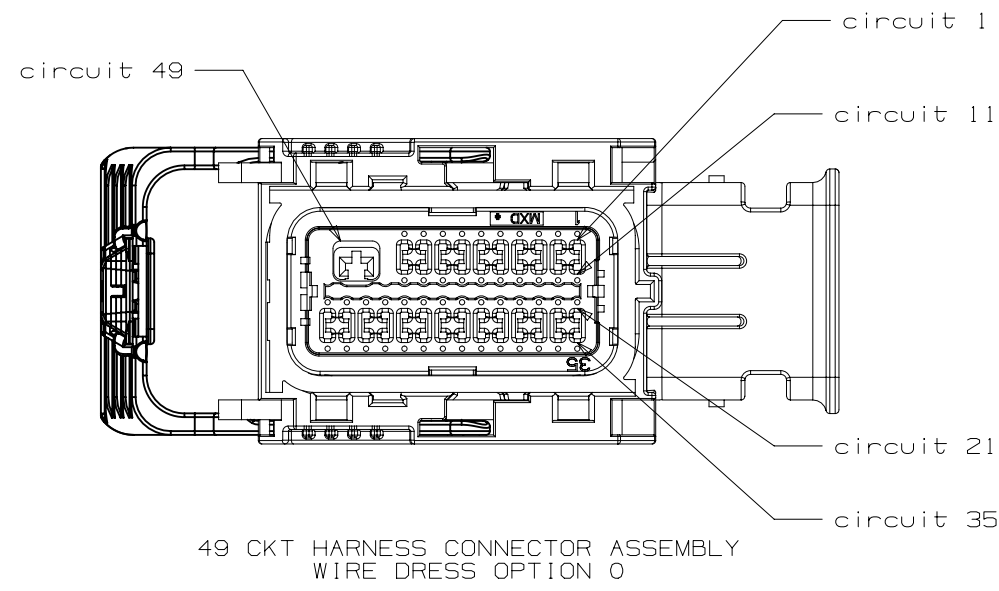


PAGE TITLE  
KEY ID REF - WIRE DRESS OPTION 9

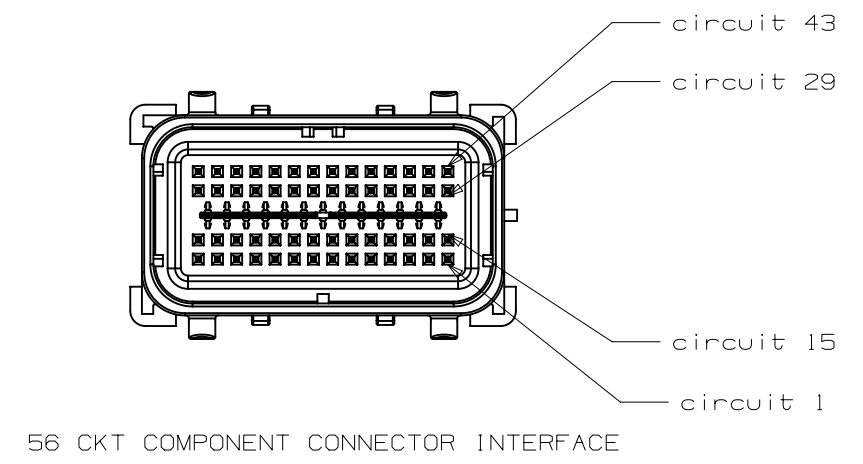
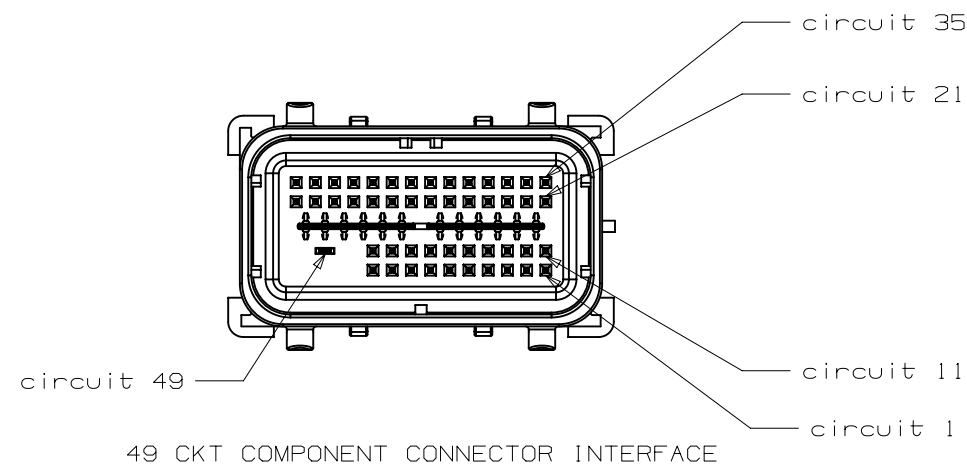
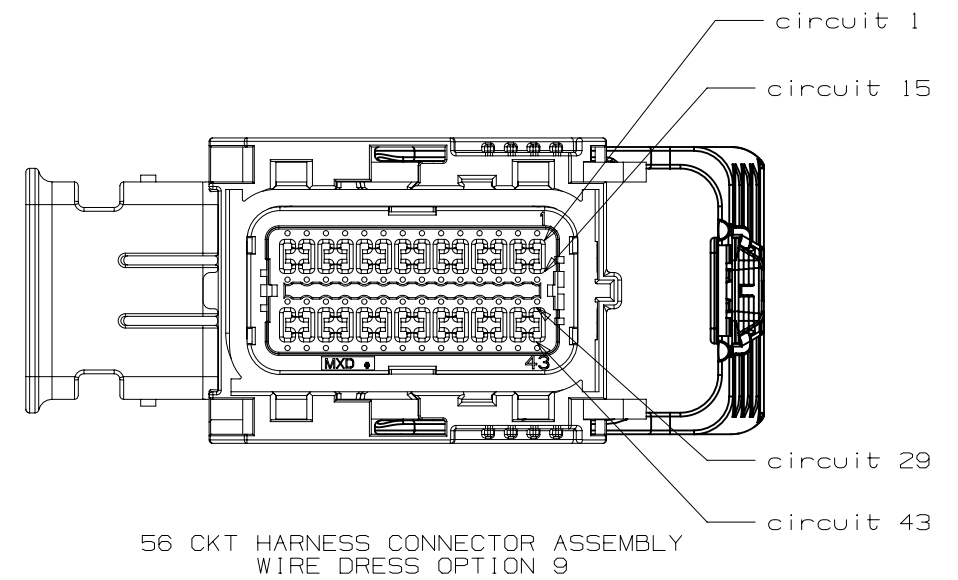
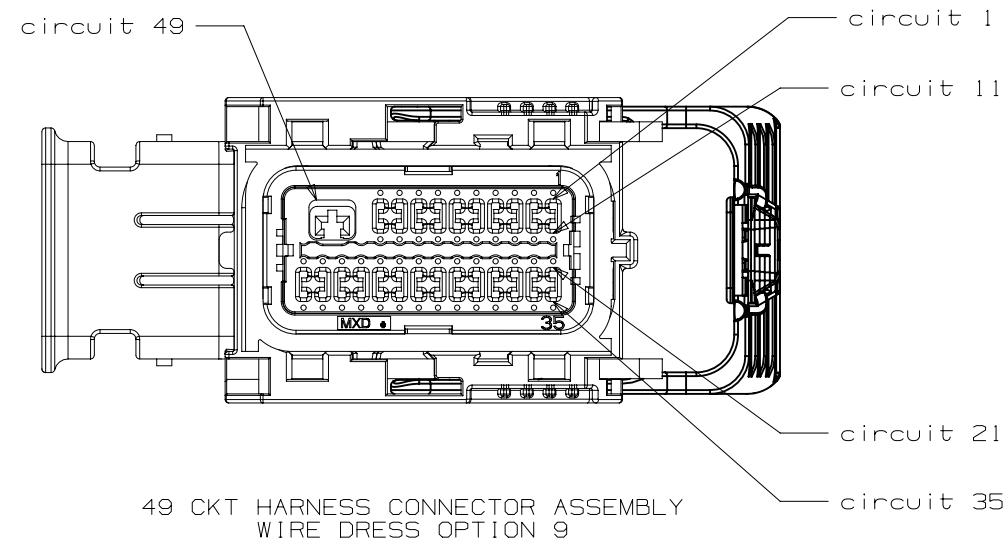
DRAWING NUMBER  
12642694

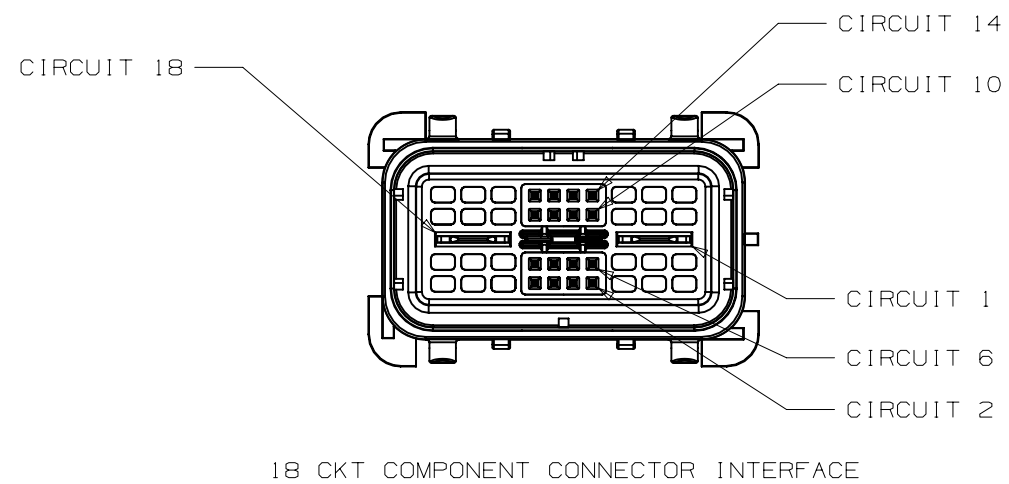
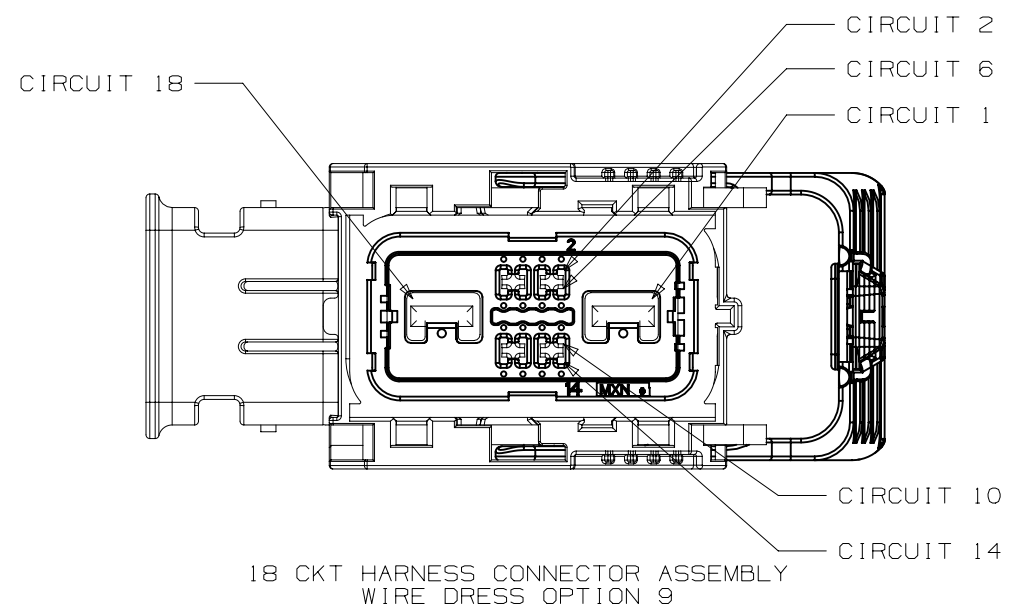
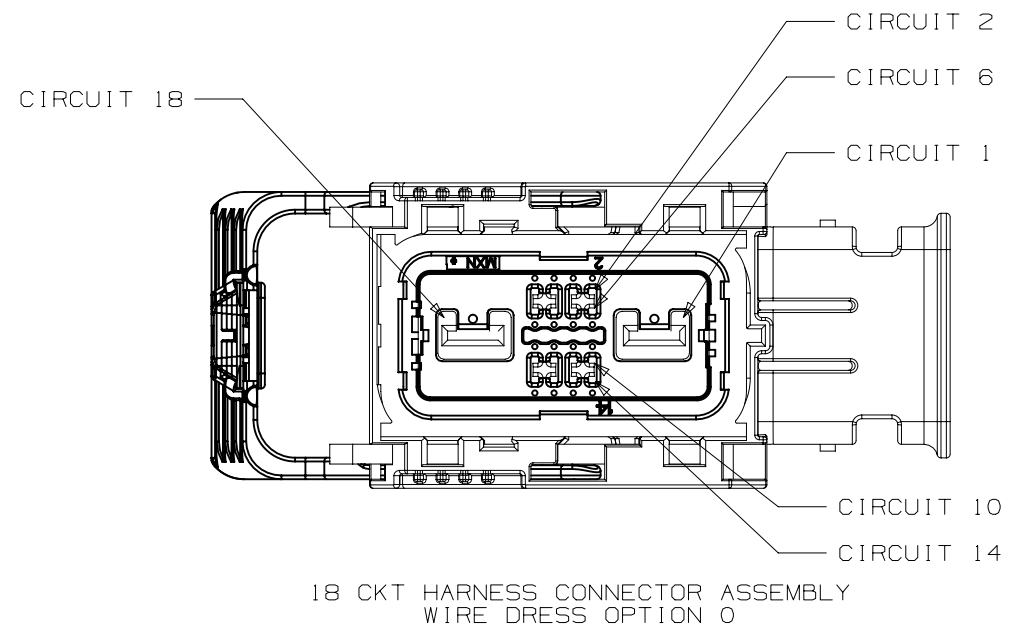
DWG STATUS		
ST	REV	PD1
R	001	

PAGE NUMBER  
12 OF 22




INTERFACE SIDE SHOWN ON ALL VIEWS

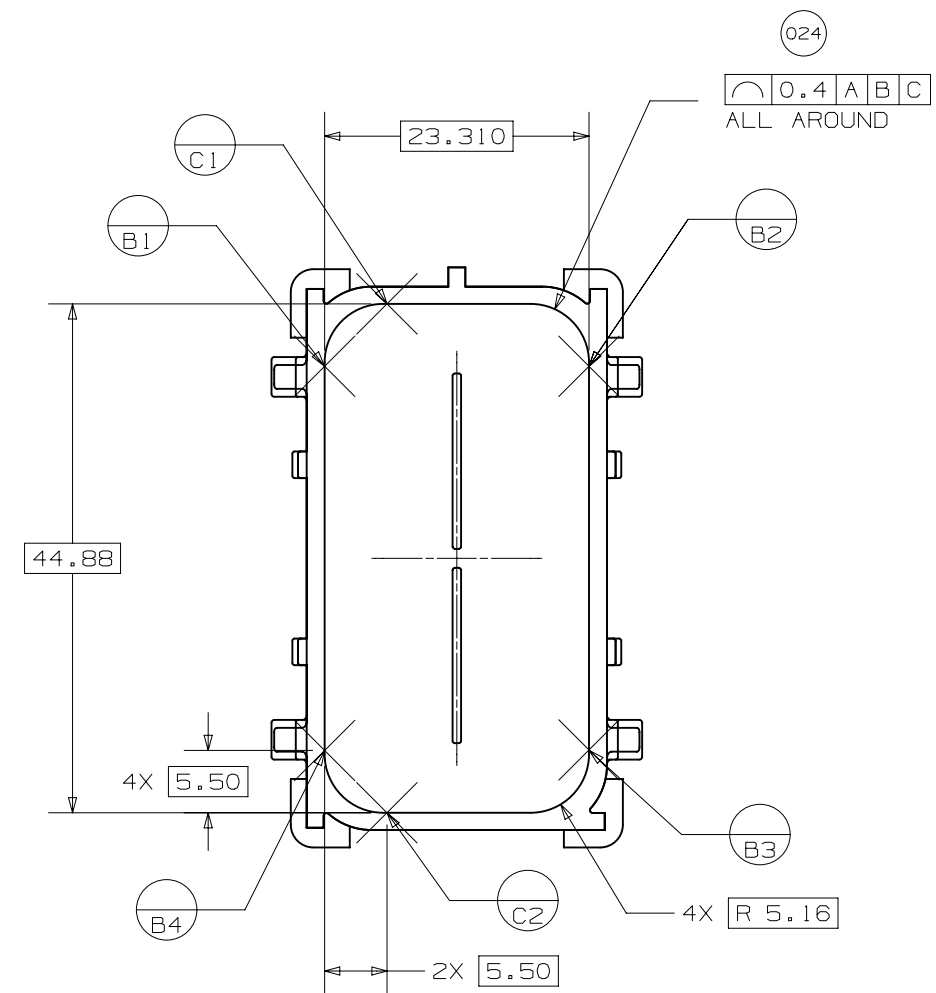
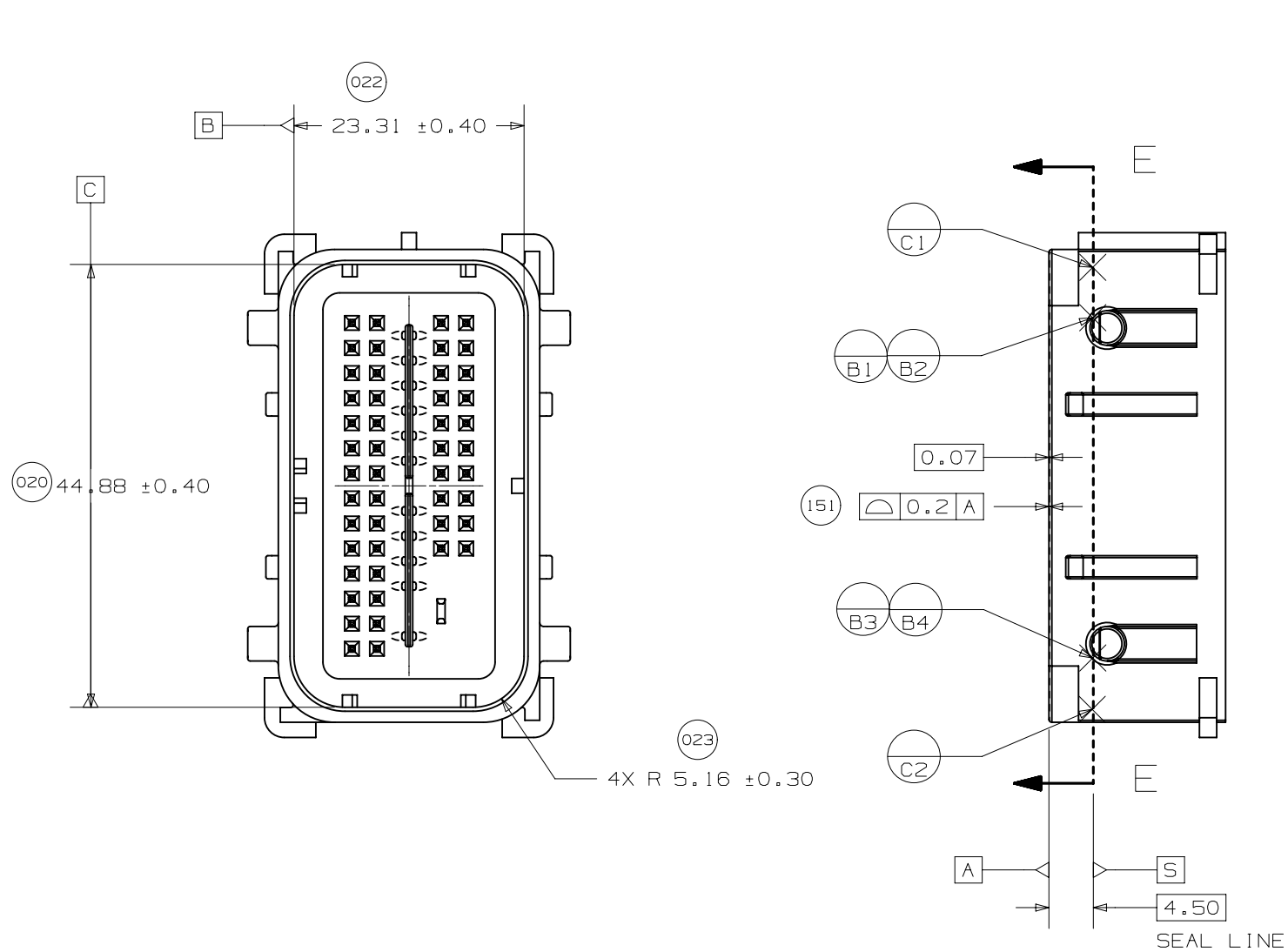
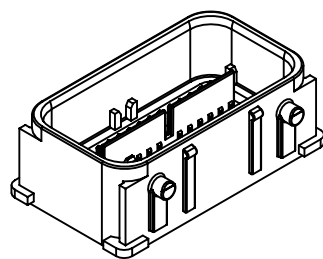




INTERFACE SIDE SHOWN ON ALL VIEWS

	PAGE TITLE	DRAWING NUMBER	DWG STATUS			PAGE NUMBER	
	CIRCUIT CONFIGURATIONS		12642694	ST	REV	PDI	14 of 22
				R	001		





SECTION E-E  
(AT SEAL LINE)

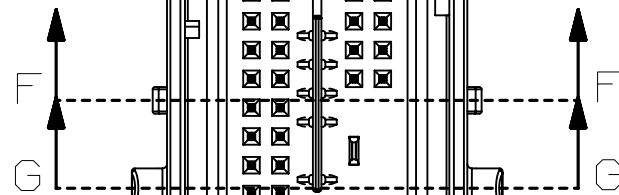
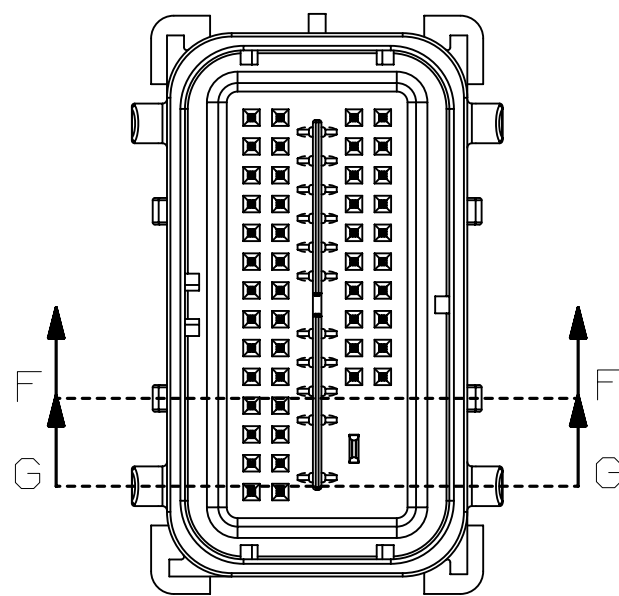
UNLESS SPECIFIED, TOLERANCE OF THE DEVICE INTERFACE TO BE  $\nabla 0.13 \text{ A B C}$



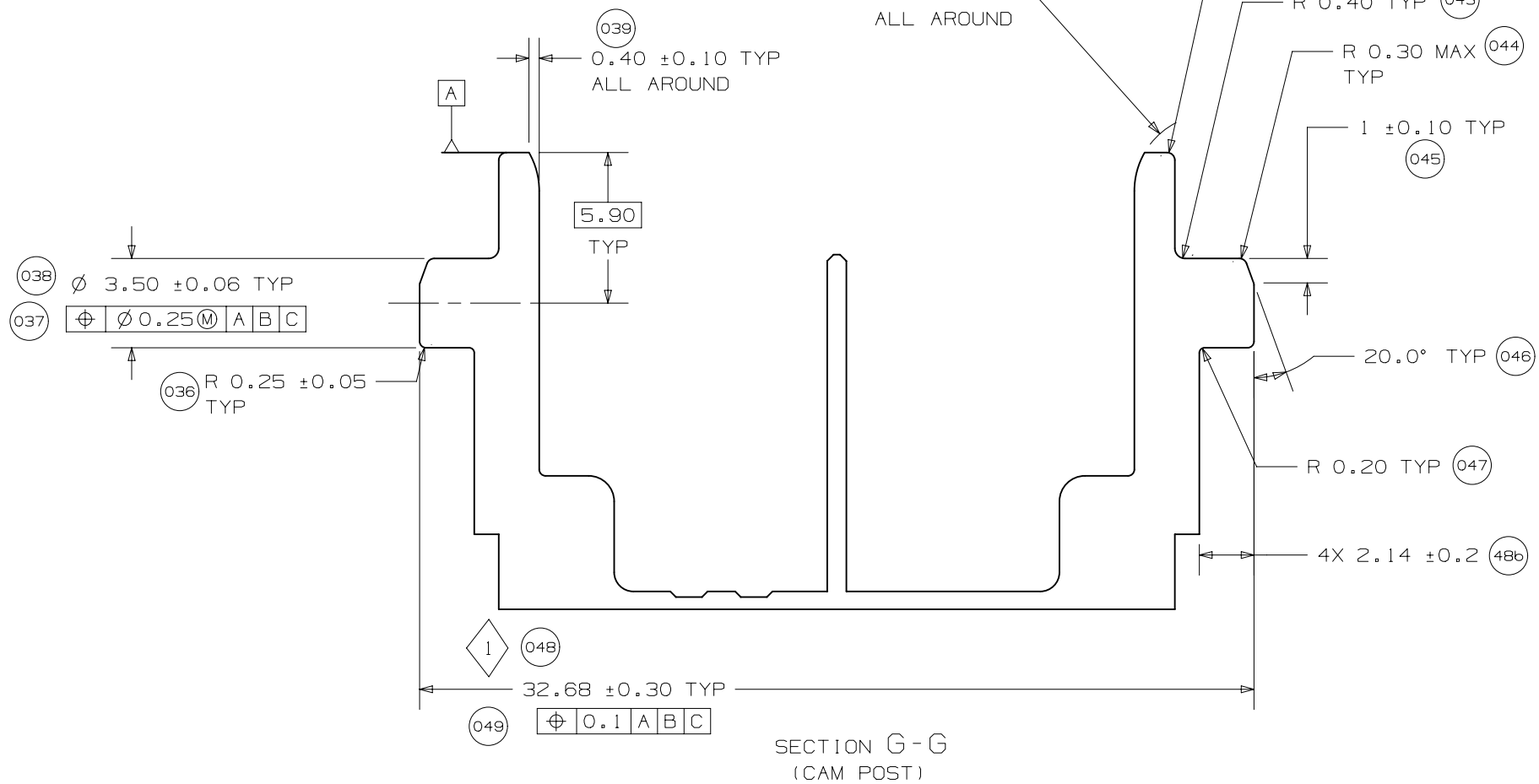
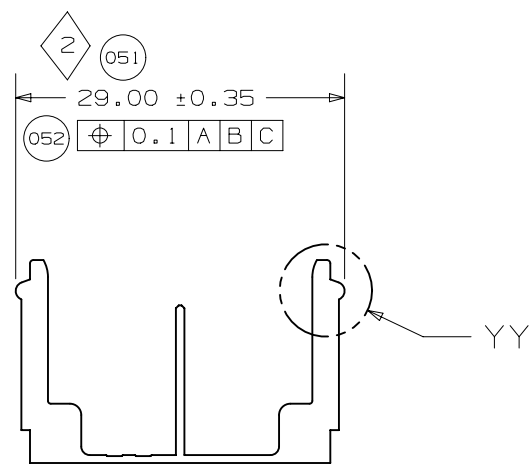
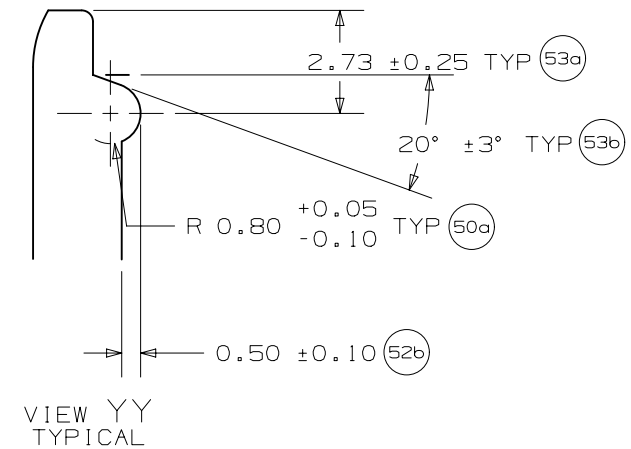
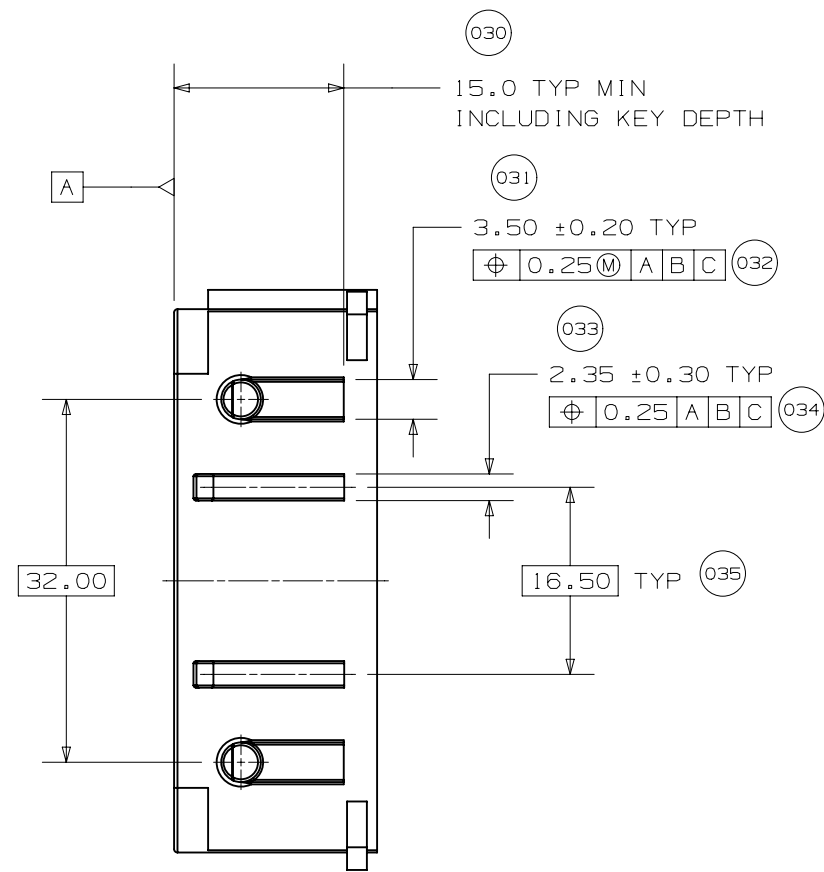
PAGE TITLE  
COMPONENT CONNECTOR INTERFACE

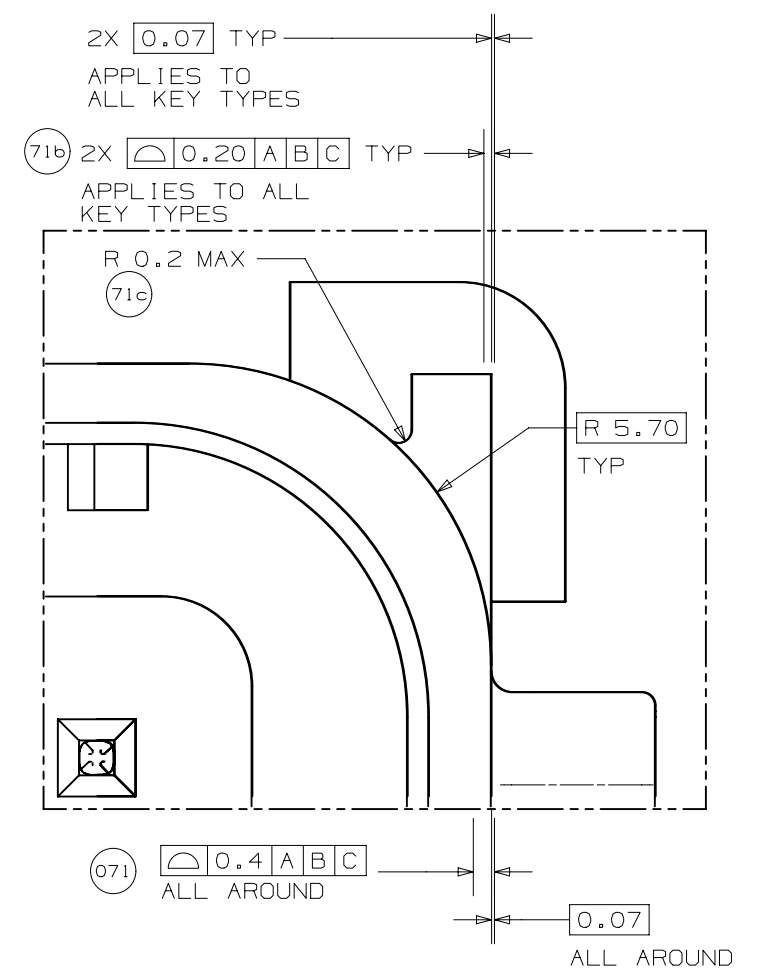
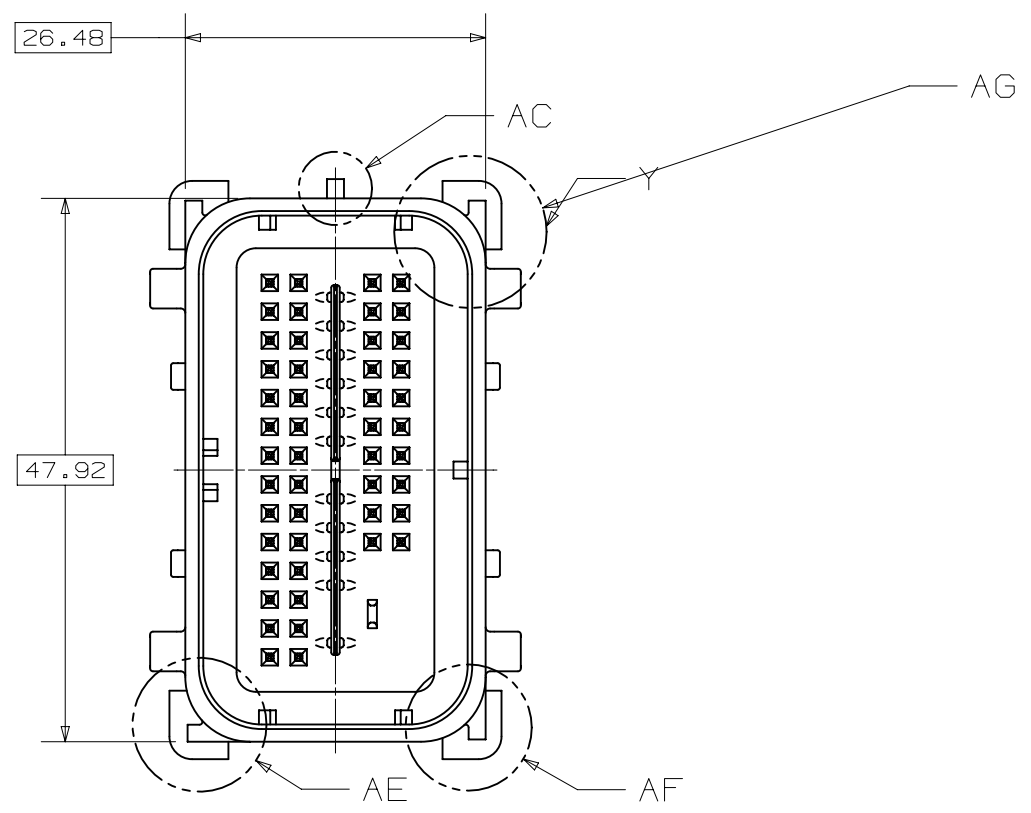
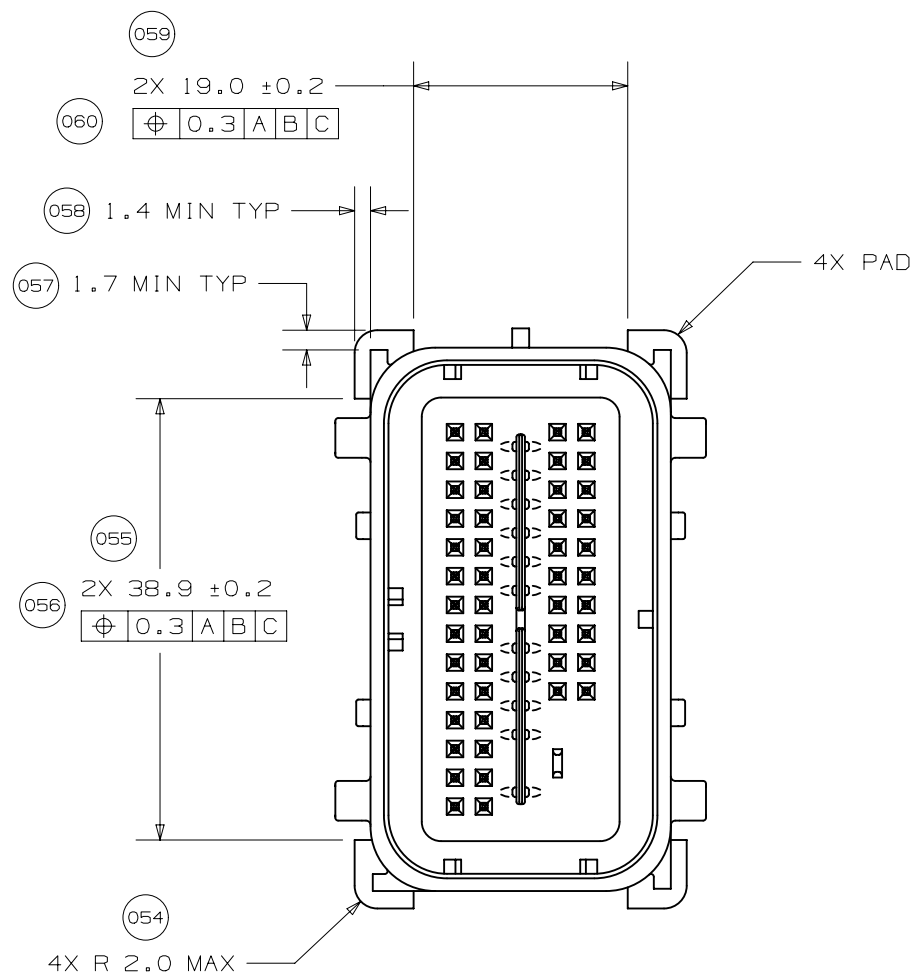
DRAWING NUMBER  
12642694

DWG STATUS			PAGE NUMBER
ST	REV	PD1	
R	001		15 of 22

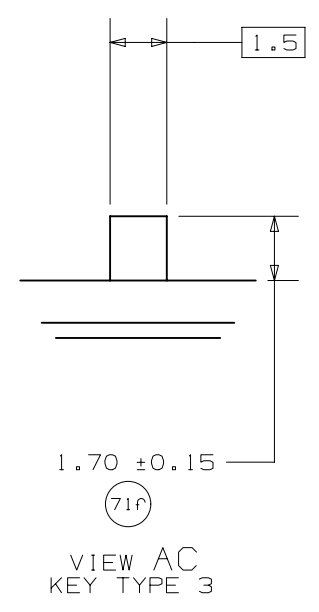
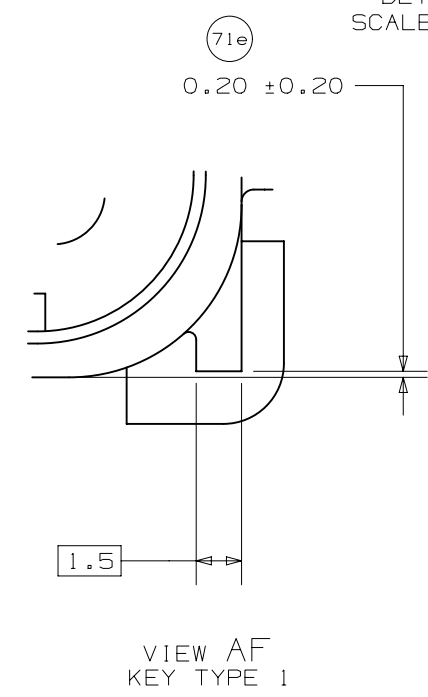
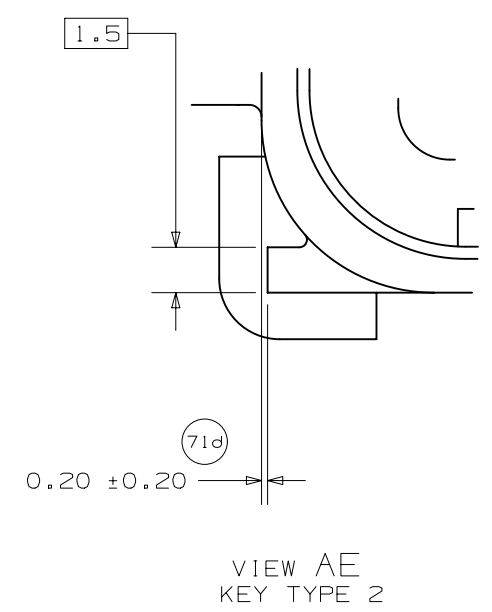
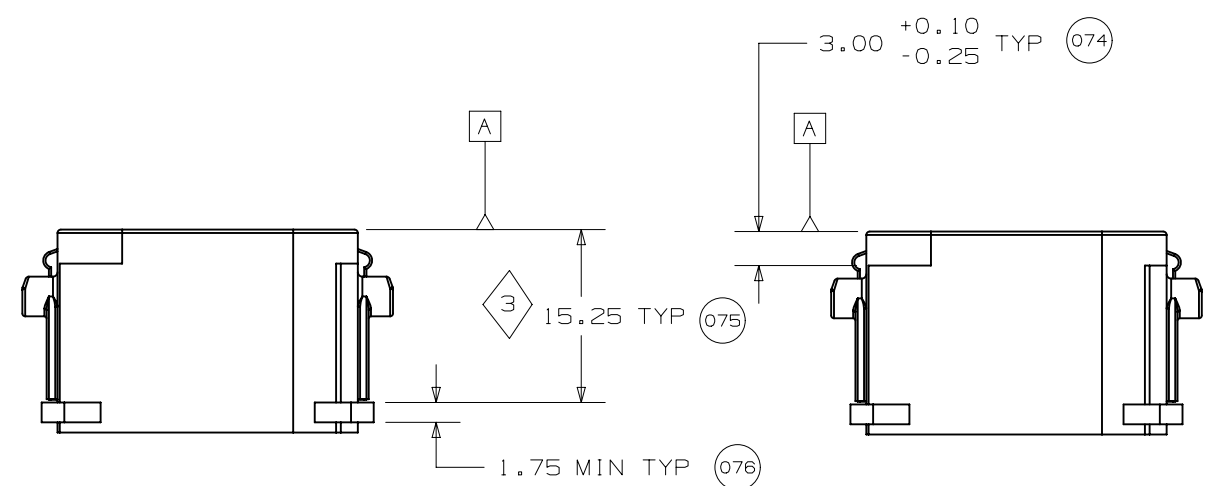


SECTION F - F  
(RELEASE FEATURE)





DETAIL Y  
SCALE 7:1

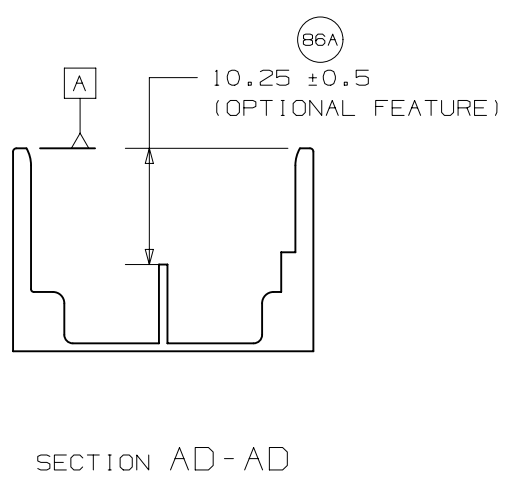
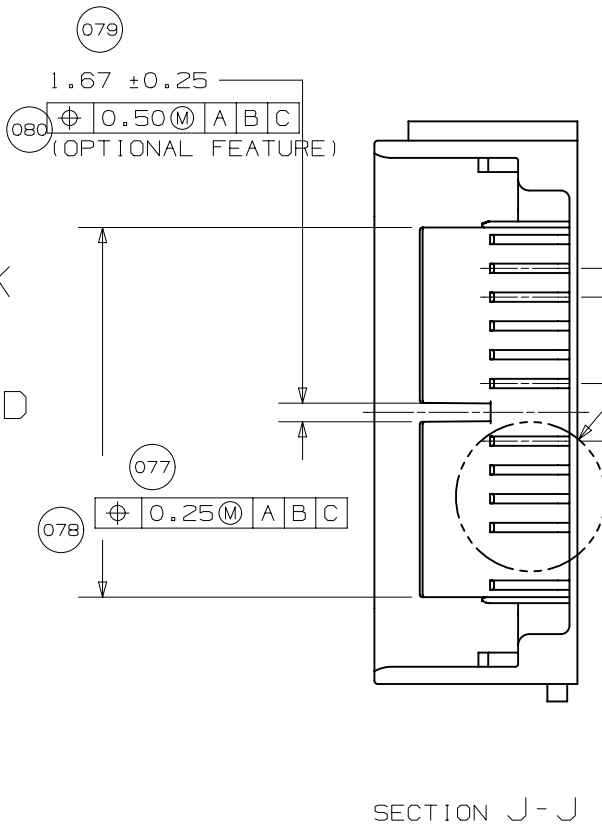
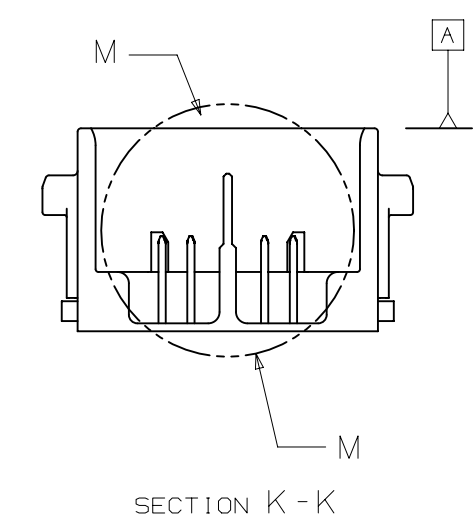
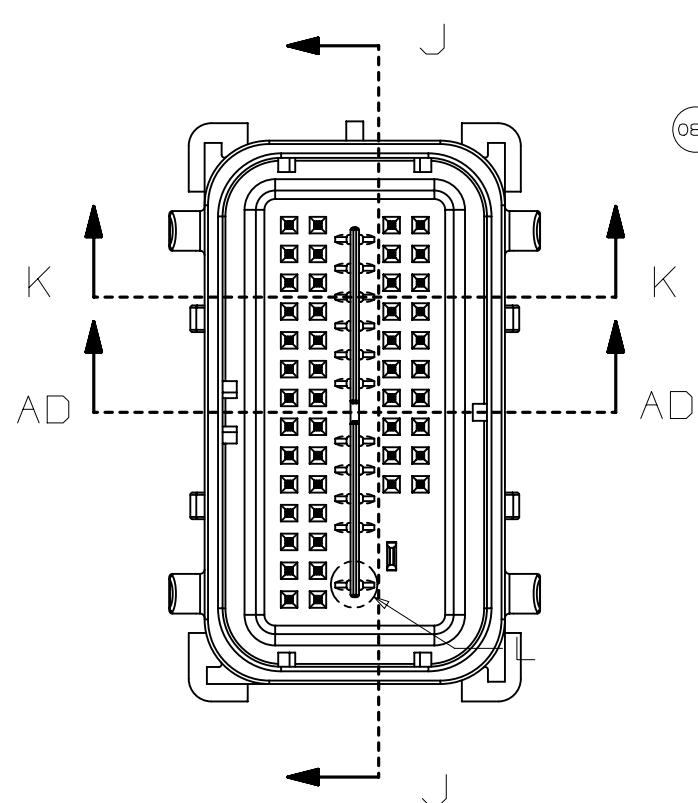


PAGE TITLE  
COMPONENT CONNECTOR INTERFACE

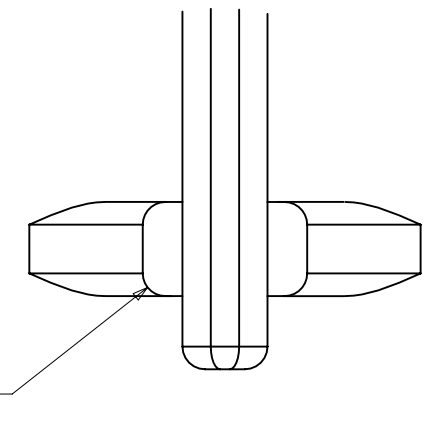
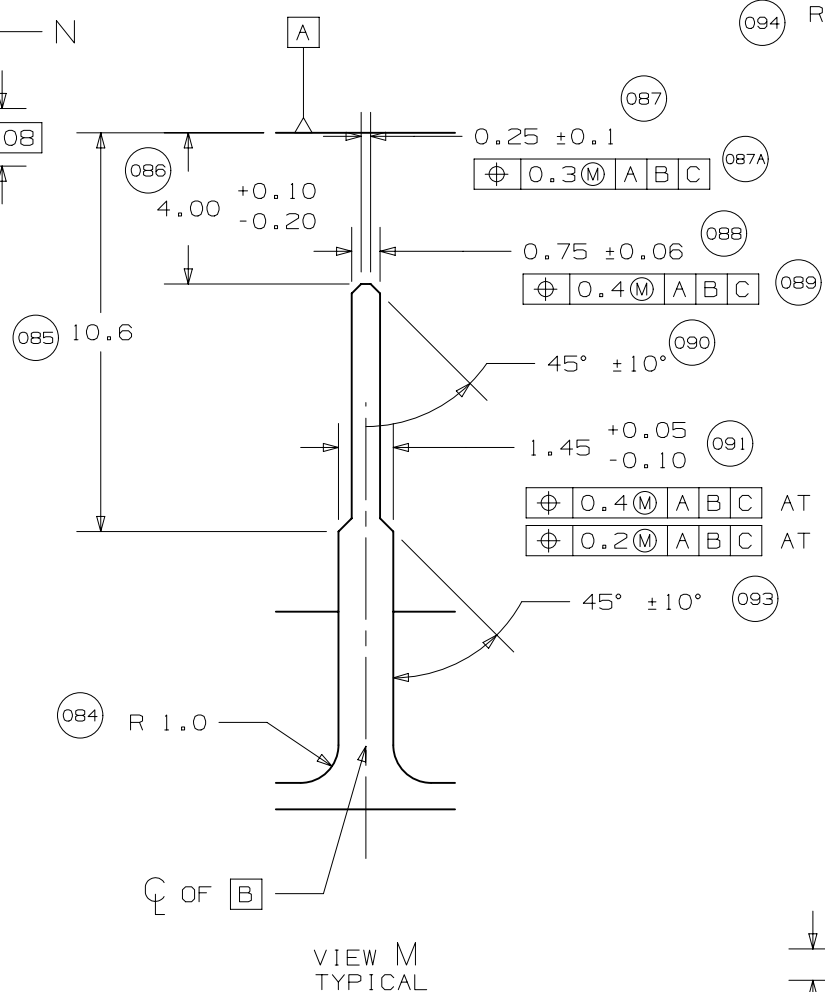
DRAWING NUMBER  
12642694

DWG STATUS		
ST	REV	PD1
R	001	

PAGE NUMBER  
17 OF 22



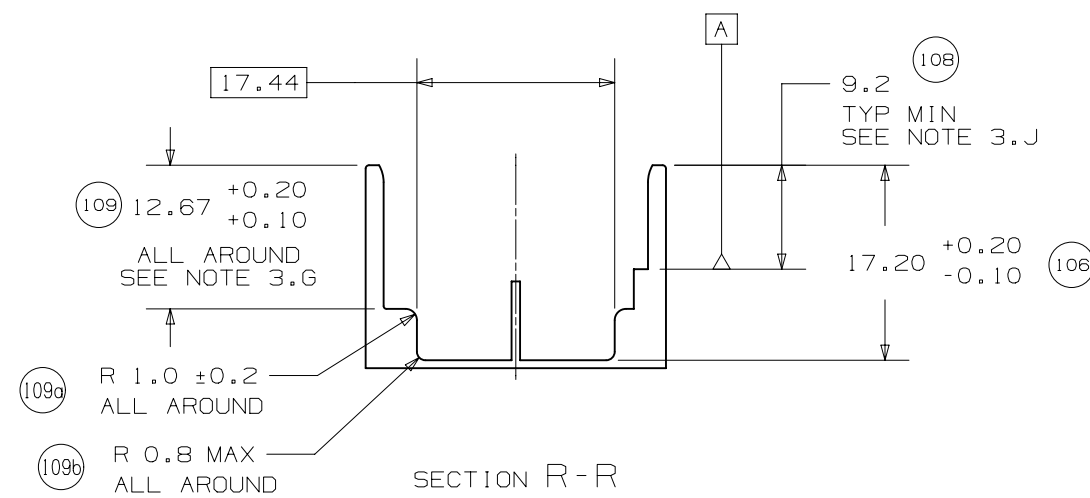
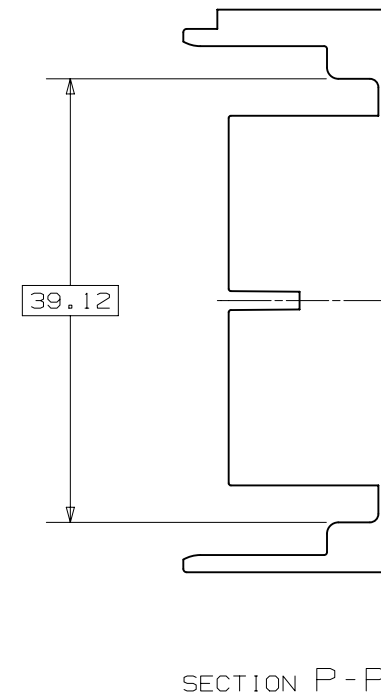
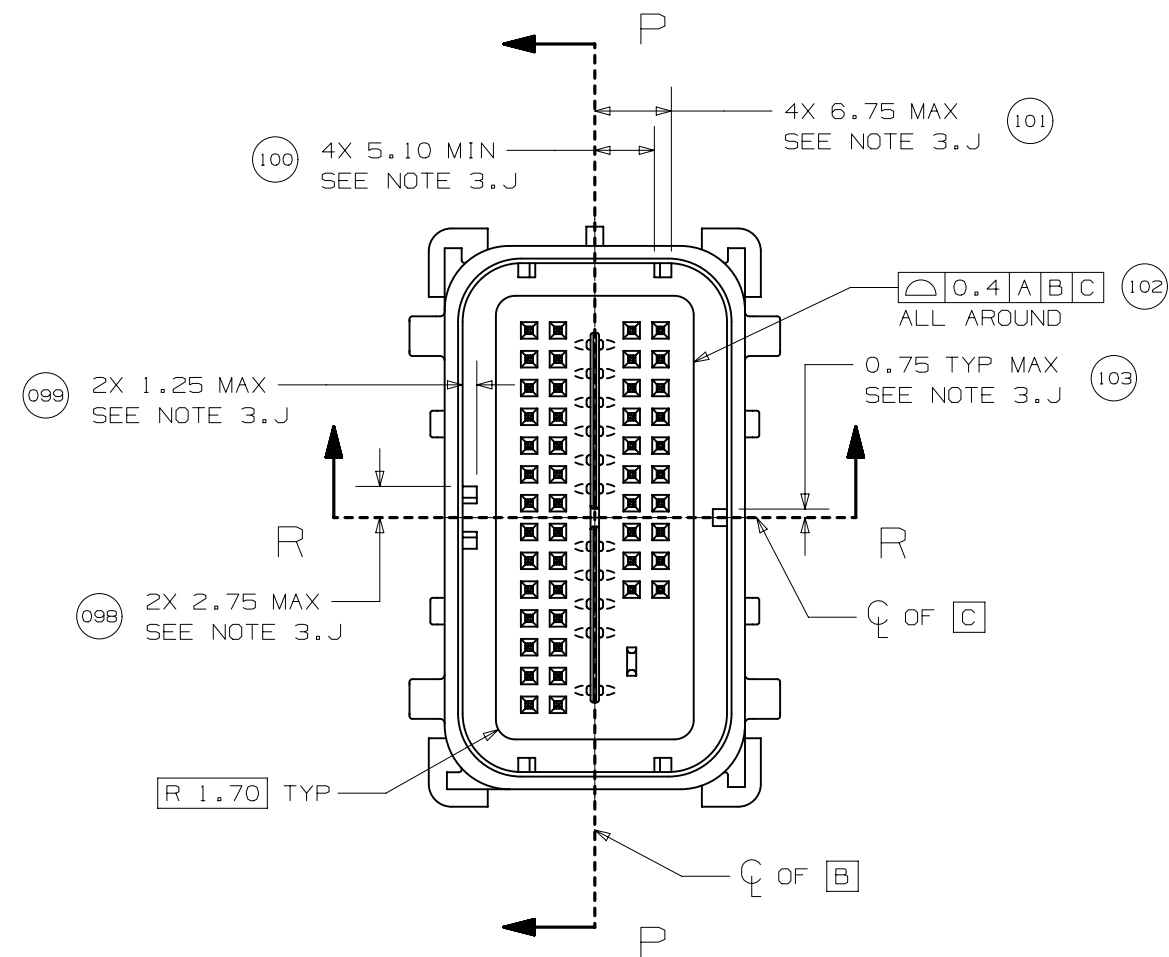
CKT	DIM 077
49 / 56 CKT	32.60 +0.10/-0.80
18 CKT	10.04 +0.10/-0.80

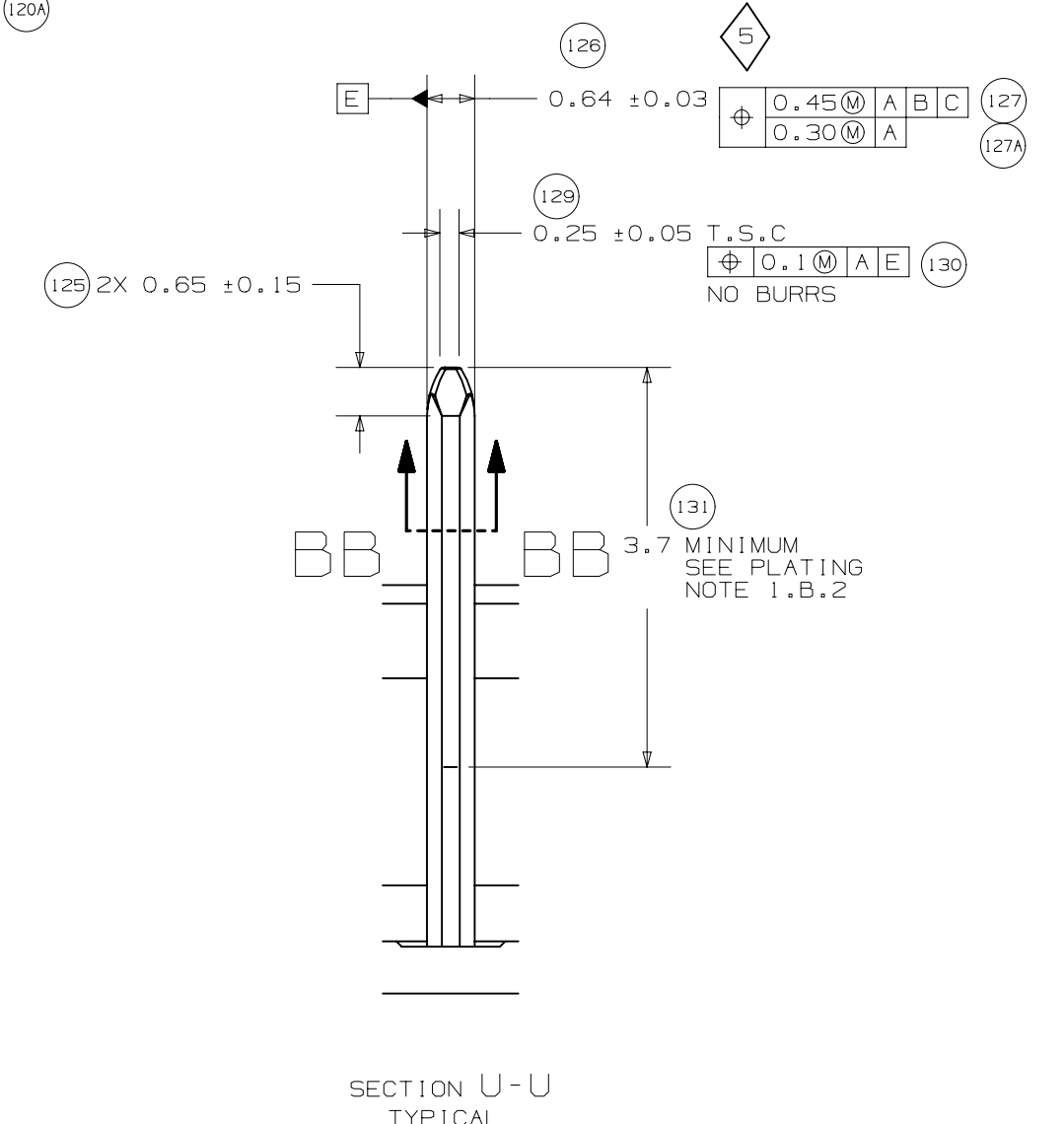
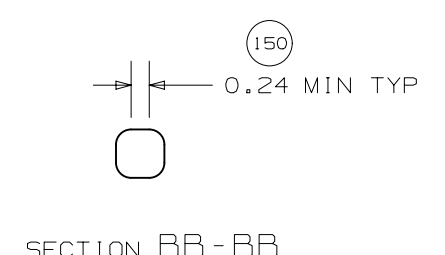
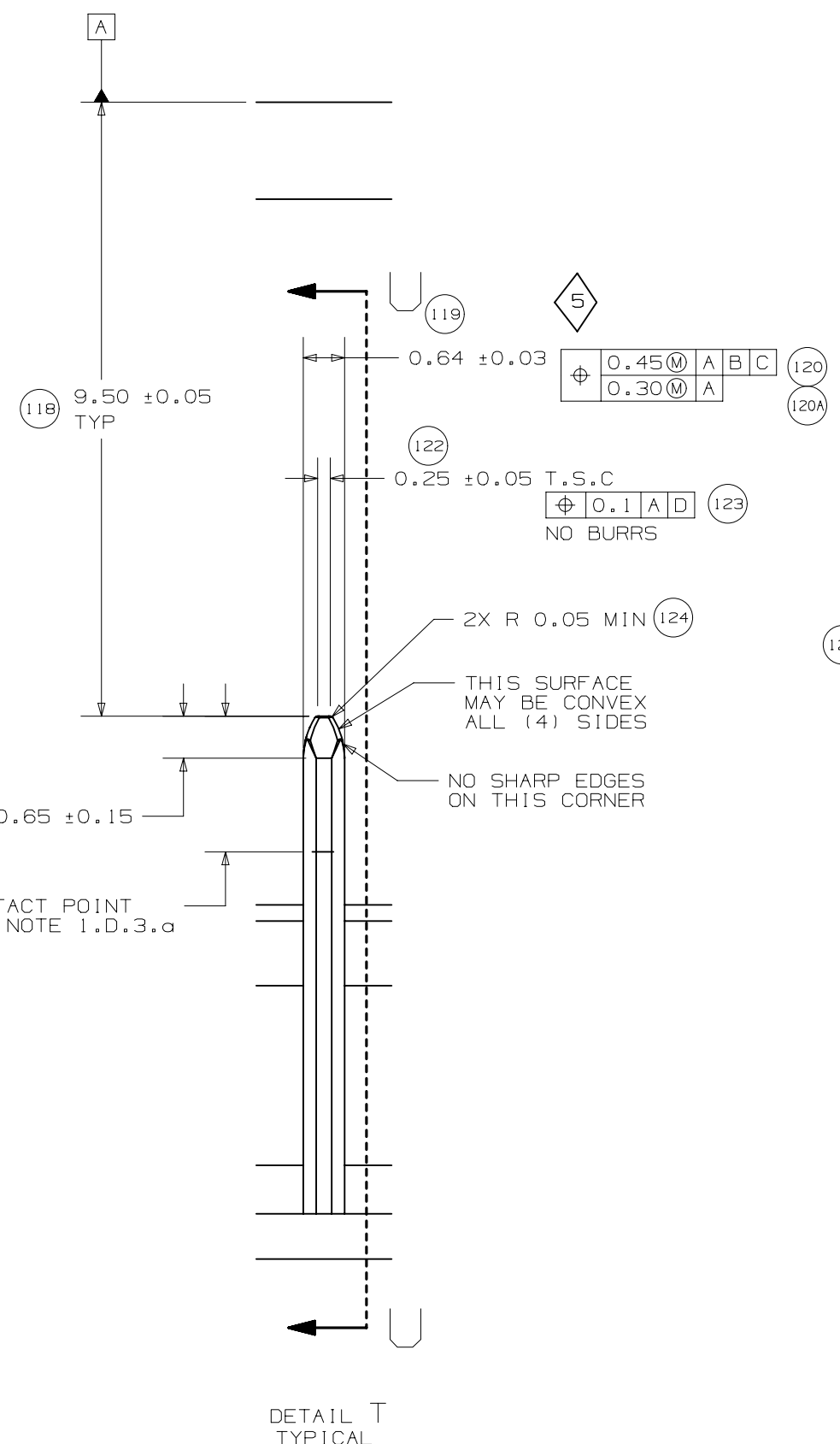
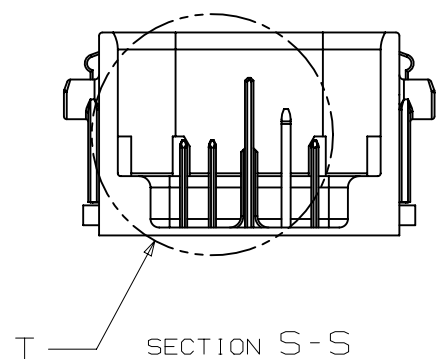
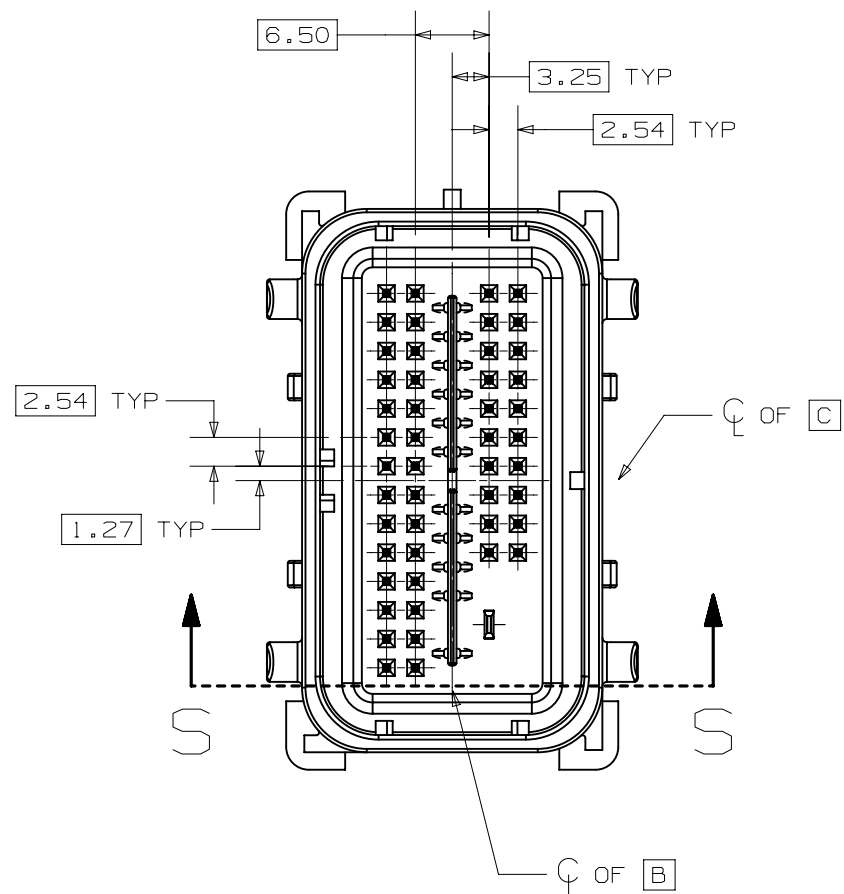


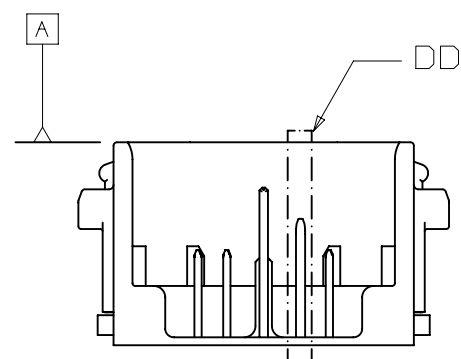
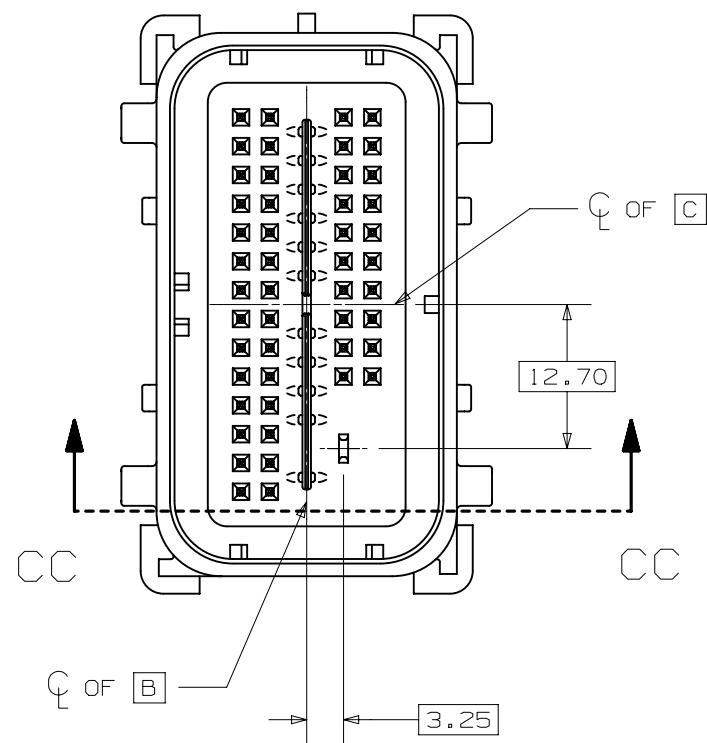
VIEW L



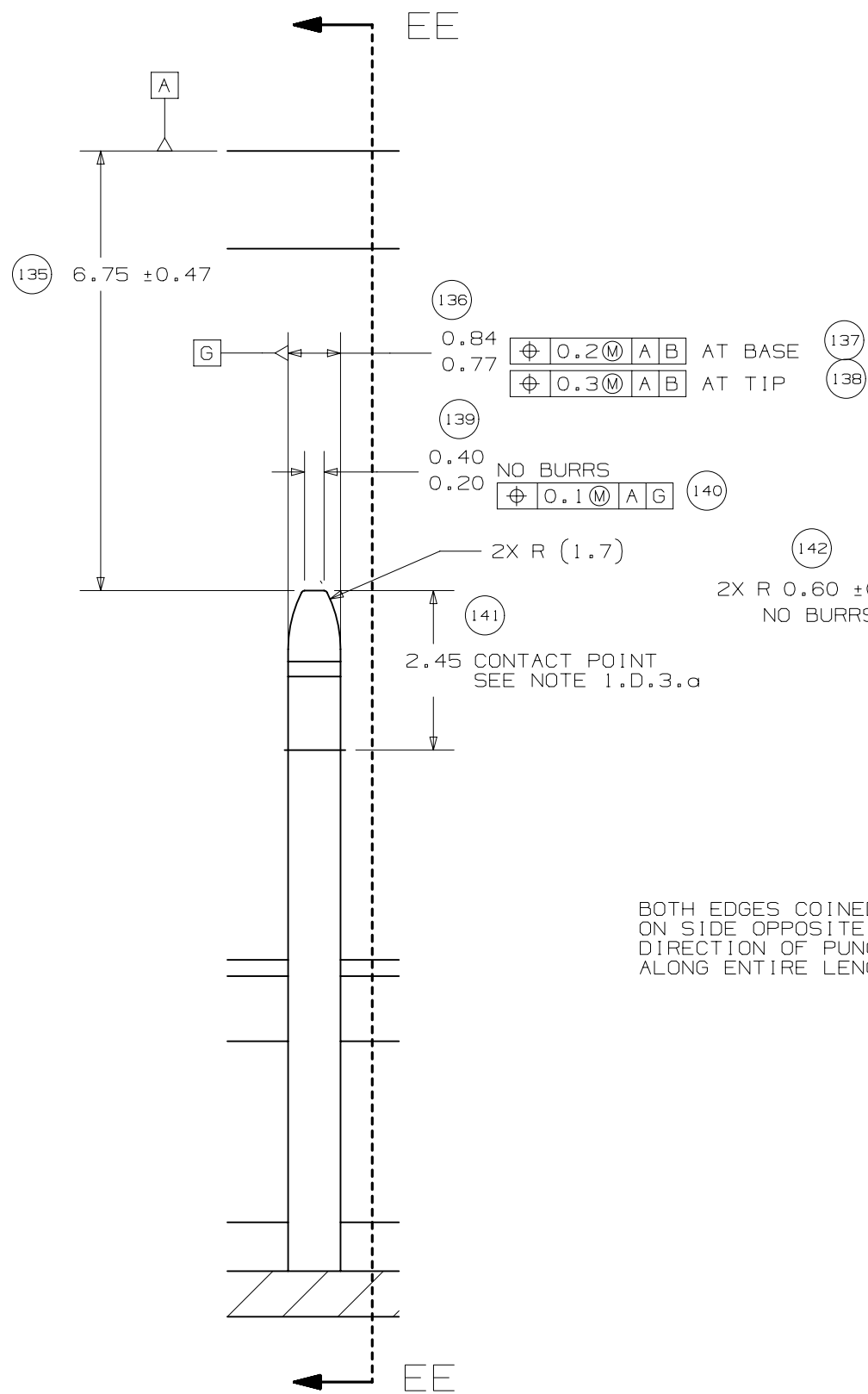
VIEW N



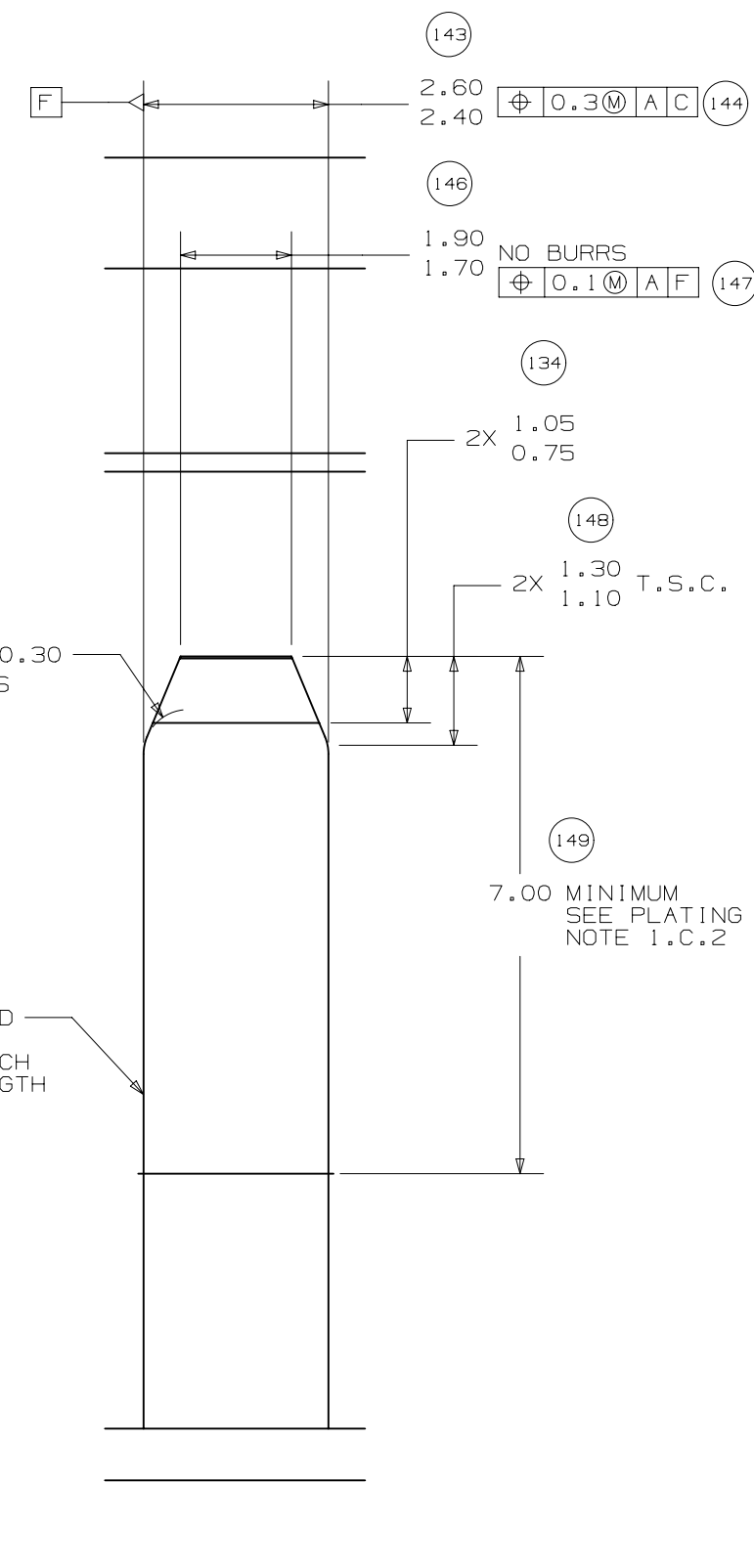




SECTION CC-CC

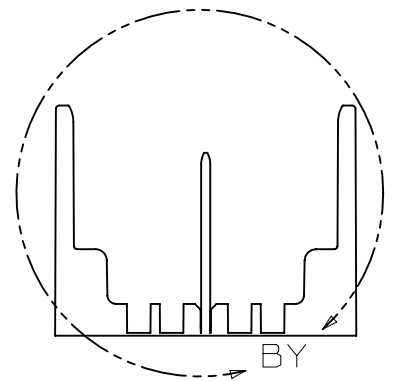
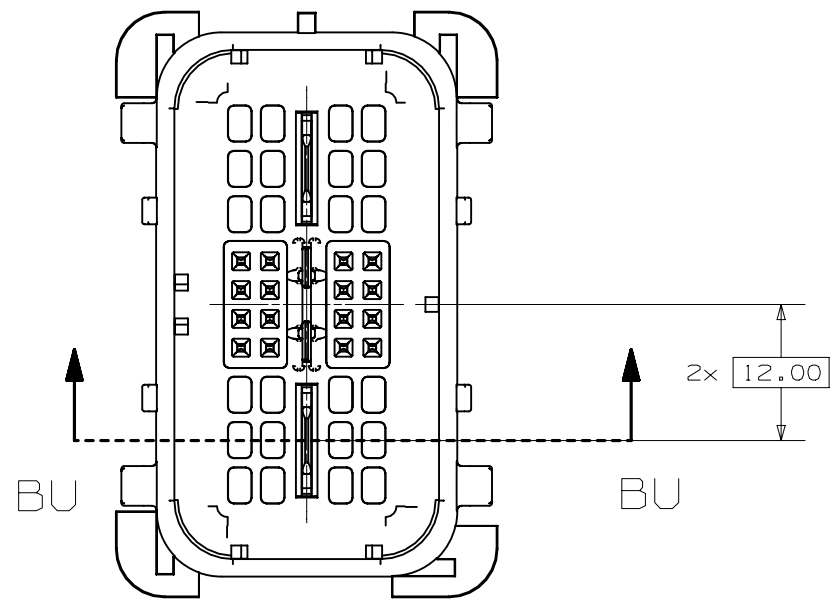


DETAIL DD  
TYPICAL

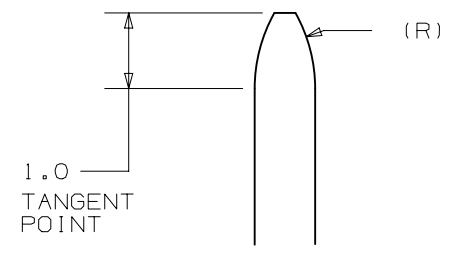


SECTION EE-EE  
TYPICAL

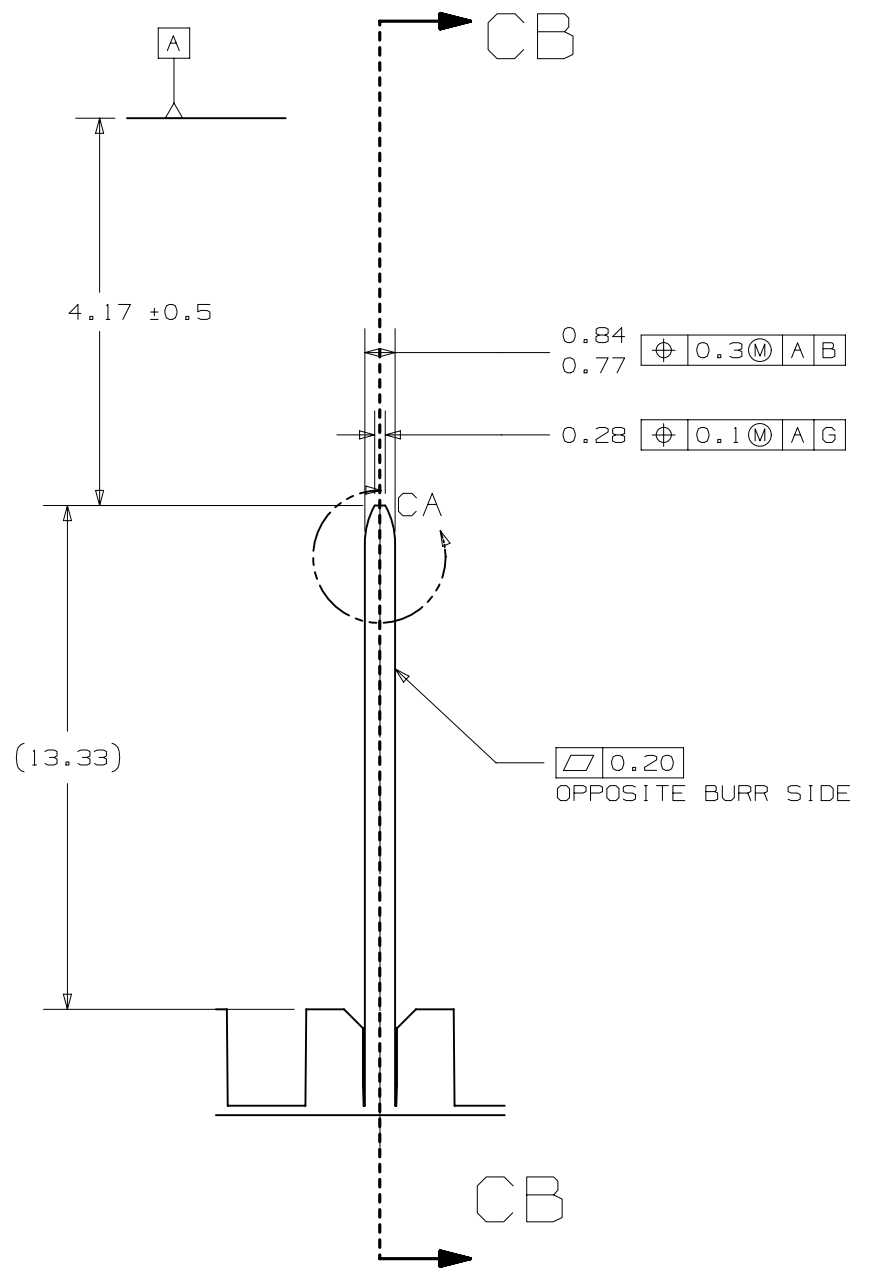




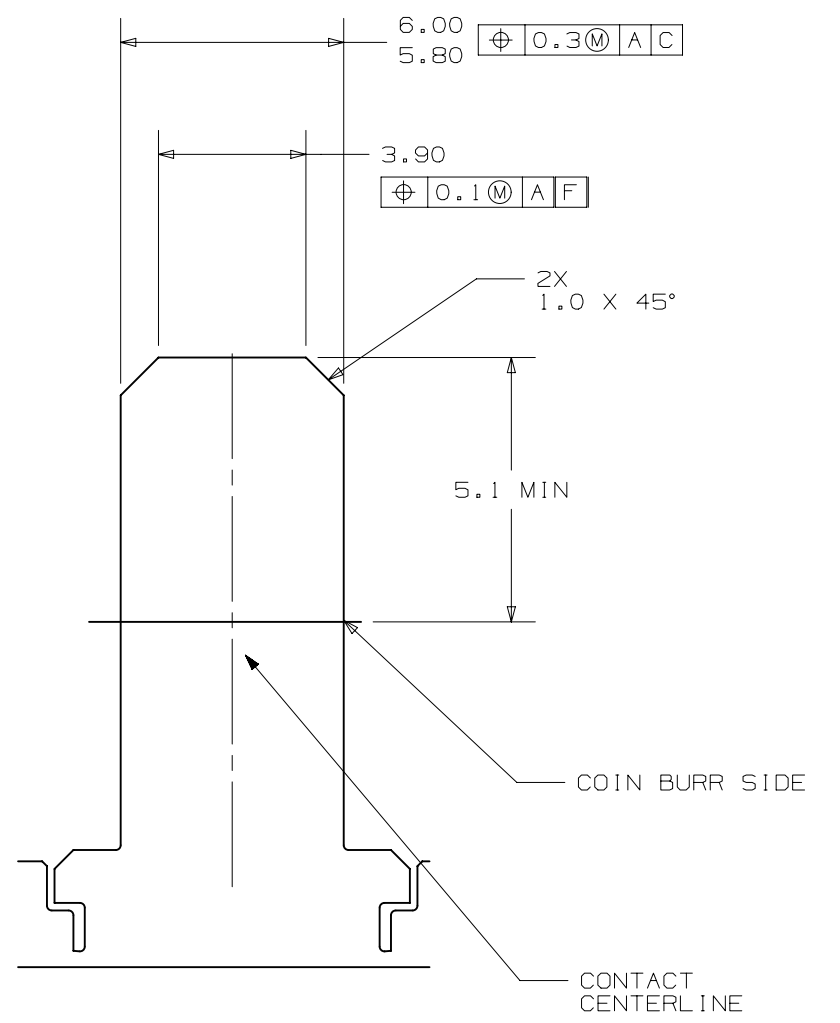
SECTION BU-BU



VIEW CA  
SCALE 10:1



VIEW BY  
SCALE 5:1



SECTION CB-CB



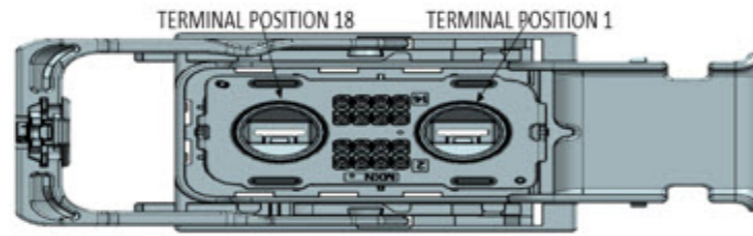
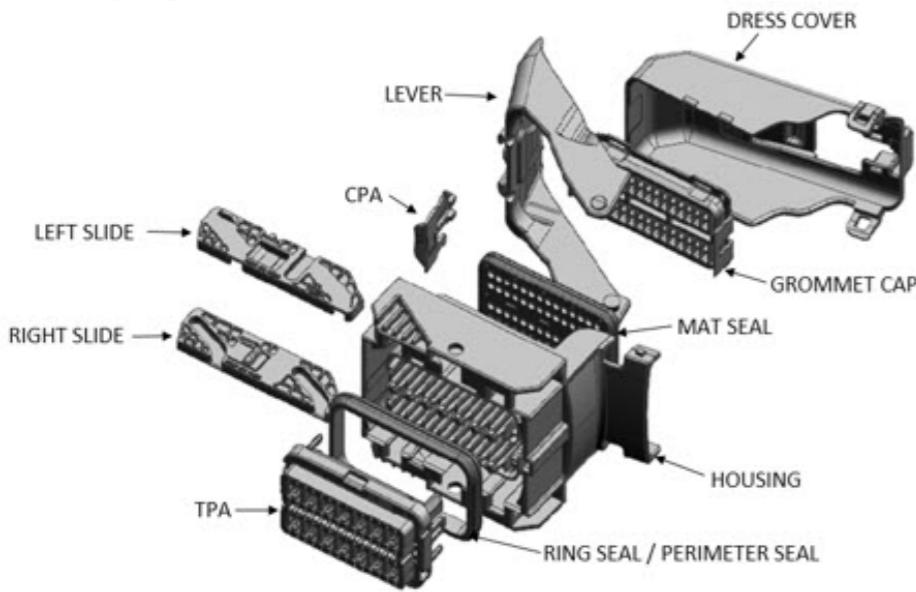
PAGE TITLE  
COMPONENT CONNECTOR INTERFACE

DRAWING NUMBER  
12642694

DWG STATUS		
ST	REV	PD1
R	001	

PAGE NUMBER  
22 OF 22





ABBREVIATION	DESCRIPTION	COLOR	MATERIAL
G-CAP-0-P	GROMMET CAP OPTION 0 PLUGGED	BLACK	SPS/PA, G.F 30%
G-CAP-0-O	GROMMET CAP OPTION 0 ALL OPEN	BLACK	SPS/PA, G.F 30%
G-CAP-9-P	GROMMET CAP OPTION 9 PLUGGED	BLACK	SPS/PA, G.F 30%
G-CAP-9-O	GROMMET CAP OPTION 9 ALL OPEN	BLACK	SPS/PA, G.F 30%
C-HSG-G0	CONNECTOR HOUSING KEY G - WDC OPT 0	BLACK1	SPS/PA, G.F 30%
C-HSG-H0	CONNECTOR HOUSING KEY H- WDC OPT 0	BLACK	SPS/PA, G.F 30%
C-HSG-G9	CONNECTOR HOUSING KEY G- WDC OPT 9	BLACK	SPS/PA, G.F 30%
C-HSG-H9	CONNECTOR HOUSING KEY H- WDC OPT 9	BLACK	SPS/PA, G.F 30%
TPA-G0	TERMINAL POSITION ASSURANCE (TPA) OPTION 0	BLUE	SPS/PA, G.F 30%
TPA-H0	TERMINAL POSITION ASSURANCE (TPA) OPTION 0	STONE GRAY	SPS/PA, G.F 30%
TPA-G9	TERMINAL POSITION ASSURANCE (TPA) OPTION 9	BLUE	SPS/PA, G.F 30%
TPA-H9	TERMINAL POSITION ASSURANCE (TPA) OPTION 9	STONE GRAY	SPS/PA, G.F 30%
MAL	MATE ASSIST LEVER	BLACK	SPS/NYLON GF30
RS	SLIDE - RIGHT	BLACK	PPE/PA, G.F. 30%
LS	SLIDE - LEFT	BLACK	PPE/PA, G.F. 30%
CVR BLACK	DRESS COVER BLACK	BLACK	PBT, G.F. 30%
CVR GRAY	DRESS COVER GRAY	GRAY	PBT, G.F. 30%
CVR BLUE	DRESS COVER BLUE	BLUE	PBT, G.F. 30%
CVR BROWN	DRESS COVER BROWN	BROWN	PBT, G.F. 30%
CVR GREEN	DRESS COVER GREEN	GREEN	PBT, G.F. 30%
CVR NATURAL	DRESS COVER NATURAL	NATURAL	PBT, G.F. 30%
CVR YELLOW	DRESS COVER YELLOW	YELLOW	PBT, G.F. 30%
CPA	CONNECTOR POSITION ASSURANCE (CPA)	RED	PPE/PA 10% GF
MSEAL	MAT SEAL	RUST RED	INHERENTLY LUBRICATED SILICONE RUBBER
RSEAL	RING SEAL	RUST RED	INHERENTLY LUBRICATED SILICONE RUBBER

FOR ADDITIONAL INFORMATION SEE SD-34576-001

ASSEMBLY DESCRIPTION	ASSEMBLY PART NUMBER	CONNECTOR HOUSING	GROMMET CAP	TPA	RIGHT SLIDE	LEFT SLIDE	MATE ASSIST LEVER	CPA	MAT SEAL	RING SEAL	BLOCKED TERMINALS				STATUS	COMMENTS	INTEGRAL COMPONENTS SOLD SEPARATELY		
											CAVITY WITH A NUMBER INDICATES BLOCKED TERMINAL POSITION CAVITY WITHOUT A NUMBER INDICATES OPEN TERMINAL POSITION						DRESS COVER		
MX123 CONN ASSY 18 CKT BLU OPT0 KEY G/18	348510007	C-HSG-G0	G-CAP-0-P	TPA-G0	RS	LS	MAL	CPA	MSEAL	RSEAL	-	-	-	-	-	SALEABLE		345750003	
MX123 CONN ASSY 18 CKT GRY OPT0 KEY H/18	348510008	C-HSG-H0	G-CAP-0-P	TPA-H0	RS	LS	MAL	CPA	MSEAL	RSEAL	-	-	-	-	-	SALEABLE		345750003	
MX123 CONN ASSY 18 CKT BLU OPT9 KEY G/18	348510019	C-HSG-G9	G-CAP-9-P	TPA-G9	RS	LS	MAL	CPA	MSEAL	RSEAL	-	-	-	-	-	SALEABLE		345750003	
MX123 CONN ASSY 18 CKT GRY OPT9 KEY H/18	348510020	C-HSG-H9	G-CAP-9-P	TPA-H9	RS	LS	MAL	CPA	MSEAL	RSEAL	-	-	-	-	-	SALEABLE		345750003	
MX123 CONN ASSY 18 CKT BLU OPT0 KEY G/2	348510025	C-HSG-G0	G-CAP-0-P	TPA-G0	RS	LS	MAL	CPA	MSEAL	RSEAL	-	17	16	15	14	-	SALEABLE		345750003
												13	12	11	10				
												9	8	7	6				
												5	4	3	2				
MX123 CONN ASSY 18 CKT GRY OPT0 KEY H/2	348510026	C-HSG-H0	G-CAP-0-P	TPA-H0	RS	LS	MAL	CPA	MSEAL	RSEAL	-	17	16	15	14	-	SALEABLE		345750003
												13	12	11	10				
												9	8	7	6				
												5	4	3	2				
MX123 CONN ASSY 18 CKT BLU OPT0 KEY G/8	348510027	C-HSG-G0	G-CAP-0-P	TPA-G0	RS	LS	MAL	CPA	MSEAL	RSEAL	-	17	16	15	14	-	SALEABLE		345750003
												13	12	11	10				
												-	8	-	-				
												-	4	-	-				

ASSEMBLY DESCRIPTION	ASSEMBLY PART NUMBER	CONNECTOR HOUSING	GROMMET CAP	TPA	RIGHT SLIDE	LEFT SLIDE	MATE ASSIST LEVER	CPA	MAT SEAL	RING SEAL	BLOCKED TERMINALS				STATUS	COMMENTS	INTEGRAL COMPONENTS SOLD SEPARATELY		
											CAVITY WITH A NUMBER INDICATES BLOCKED TERMINAL POSITION						DRESS COVER		
											CAVITY WITHOUT A NUMBER INDICATES OPEN TERMINAL POSITION								
MX123 CONN ASSY 18 CKT GRY OPT0 KEY H/12	348510028	C-HSG-H0	G-CAP-0-P	TPA-H0	RS	LS	MAL	CPA	MSEAL	RSEAL	-	-	-	-	-	SALEABLE		345750003	
MX123 CONN ASSY 18 CKT BLU OPT9 KEY G/10	348510029	C-HSG-G9	G-CAP-9-P	TPA-G9	RS	LS	MAL	CPA	MSEAL	RSEAL	-	17	16	15	-	-	SALEABLE		345750003
MX123 CONN ASSY 18 CKT GRY OPT0 KEY H/11	348510030	C-HSG-H0	G-CAP-0-P	TPA-H0	RS	LS	MAL	CPA	MSEAL	RSEAL	-	13	12	11	-	-	SALEABLE		345750003
MX123 CONN ASSY 18 CKT GRY OPT9 KEY H/11	348510031	C-HSG-H9	G-CAP-9-P	TPA-H9	RS	LS	MAL	CPA	MSEAL	RSEAL	-	17	-	-	14	-	SALEABLE		345750003
MX123 CONN ASSY 18 CKT GRY OPT0 KEY H/8	348510032	C-HSG-H0	G-CAP-0-P	TPA-H0	RS	LS	MAL	CPA	MSEAL	RSEAL	-	13	12	-	-	-	SALEABLE		345750003
MX123 CONN ASSY 18 CKT GRY OPT0 KEY H/10	348510033	C-HSG-H0	G-CAP-0-P	TPA-H0	RS	LS	MAL	CPA	MSEAL	RSEAL	-	13	12	-	-	-	SALEABLE		345750003
MX123 CONN ASSY 18 CKT GRY OPT0 KEY H/3	348510034	C-HSG-H0	G-CAP-0-P	TPA-H0	RS	LS	MAL	CPA	MSEAL	RSEAL	-	17	16	15	14	-	SALEABLE		345750003

2

UNCHECKED cavity number(s) are OPEN													
56	55	54	53	52	51	50	49	48	47	46	45	44	43
<input type="checkbox"/>	<input type="checkbox"/>	<input type="checkbox"/>	<input type="checkbox"/>	<input type="checkbox"/>	<input type="checkbox"/>	<input type="checkbox"/>	<input checked="" type="checkbox"/>	<input checked="" type="checkbox"/>	<input checked="" type="checkbox"/>	<input checked="" type="checkbox"/>	<input type="checkbox"/>	<input checked="" type="checkbox"/>	<input checked="" type="checkbox"/>
42	41	40	39	38	37	36	35	34	33	32	31	30	29
<input type="checkbox"/>	<input type="checkbox"/>	<input type="checkbox"/>	<input type="checkbox"/>	<input checked="" type="checkbox"/>	<input checked="" type="checkbox"/>	<input checked="" type="checkbox"/>	<input type="checkbox"/>	<input type="checkbox"/>	<input type="checkbox"/>	<input checked="" type="checkbox"/>	<input checked="" type="checkbox"/>	<input checked="" type="checkbox"/>	<input checked="" type="checkbox"/>
28	27	26	25	24	23	22	21	20	19	18	17	16	15
<input type="checkbox"/>	<input type="checkbox"/>	<input checked="" type="checkbox"/>	<input checked="" type="checkbox"/>	<input checked="" type="checkbox"/>	<input checked="" type="checkbox"/>	<input checked="" type="checkbox"/>	<input checked="" type="checkbox"/>	<input checked="" type="checkbox"/>	<input checked="" type="checkbox"/>	<input type="checkbox"/>	<input type="checkbox"/>	<input type="checkbox"/>	<input checked="" type="checkbox"/>
14	13	12	11	10	9	8	7	6	5	4	3	2	1
<input type="checkbox"/>	<input type="checkbox"/>	<input checked="" type="checkbox"/>	<input checked="" type="checkbox"/>	<input checked="" type="checkbox"/>	<input checked="" type="checkbox"/>	<input checked="" type="checkbox"/>	<input checked="" type="checkbox"/>	<input checked="" type="checkbox"/>	<input checked="" type="checkbox"/>	<input checked="" type="checkbox"/>	<input type="checkbox"/>	<input type="checkbox"/>	<input checked="" type="checkbox"/>

FOR ADDITIONAL INFORMATION SEE SD-34576-001

STATUS	GM PART #	HRNS CONN ASSY			TPA		GROMMET CAP																		
		MATERIAL/PART	WIRE DRESS OPTION	KEY OPTION ▽ Fp	COLOR OPTION ▽ Fp	NUMBERS INDICATE CAVITIES OPEN FOR CIRCUITS ▽ Fp																			
		NUMBER																							
SALEABLE	12672838	34576-0103	0	A	BLACK																				
CONCEPT ONLY	12672840	34576-0203	0	B	ST GRY	48	47	46	45	44	43	42	41	40	39	38	37	36	35						
SALEABLE	12672842	34576-0303	0	C	BLUE	34	33	32	31	30	29	28	27	26	25	24	23	22	21						
CONCEPT ONLY	TBD	34576-0403	0	D	BROWN	49					20	19	18	17	16	15	14	13	12	11					
CONCEPT ONLY	TBD	34576-0503	0	E	GREEN						10	9	8	7	6	5	4	3	2	1					
CONCEPT ONLY	TBD	34576-0603	0	F	NATURAL																				
SALEABLE	12672848	34576-0703	0	G	BLUE																				
SALEABLE	12672846	34576-0803	0	H	ST GRY	56	55	54	53	52	51	50	49	48	47	46	45	44	43						
TOOL DES. REL.	12672844	34576-0903	0	J	BLACK	42	41	40	39	38	37	36	35	34	33	32	31	30	29						
TOOL DES. REL.	TBD	34576-1003	0	K	BROWN	28	27	26	25	24	23	22	21	20	19	18	17	16	15						
TOOL DES. REL.	TBD	34576-1103	0	L	GREEN	14	13	12	11	10	9	8	7	6	5	4	3	2	1						
TOOL DES. REL.	TBD	34576-1203	0	M	NATURAL																				
SALEABLE	12672839	34576-1303	9	A	BLACK																				
CONCEPT ONLY	12672841	34576-1403	9	B	ST GRY	48	47	46	45	44	43	42	41	40	39	38	37	36	35						
SALEABLE	12672843	34576-1503	9	C	BLUE	34	33	32	31	30	29	28	27	26	25	24	23	22	21						
CONCEPT ONLY	TBD	34576-1603	9	D	BROWN	49					20	19	18	17	16	15	14	13	12	11					
CONCEPT ONLY	TBD	34576-1703	9	E	GREEN						10	9	8	7	6	5	4	3	2	1					
CONCEPT ONLY	TBD	34576-1803	9	F	NATURAL																				
SALEABLE	12672849	34576-1903	9	G	BLUE																				



# MX123 18/28/42/49/56-WAY RECEPTACLE ASSY SEALED PIN OUT SHEET

STATUS	GM PART #	HRNS CONN ASSY			TPA GROMMET CAP															
		MATERIAL/PART	WIRE DRESS OPTION	KEY OPTION ▽ Fp	COLOR OPTION ▽ Fp	NUMBERS INDICATE CAVITIES OPEN FOR CIRCUITS ▽ Fp														
		NUMBER																		
TOOL DES. REL.	12672847	34576-2003	9	H	ST GRY	56	55	54	53	52	51	50	49	48	47	46	45	44	43	
TOOL DES. REL.	12672845	34576-2103	9	J	BLACK	42	41	40	39	38	37	36	35	34	33	32	31	30	29	
TOOL DES. REL.	TBD	34576-2203	9	K	BROWN	28	27	26	25	24	23	22	21	20	19	18	17	16	15	
TOOL DES. REL.	TBD	34576-2303	9	L	GREEN	14	13	12	11	10	9	8	7	6	5	4	3	2	1	
TOOL DES. REL.	TBD	34576-2403	9	M	NATURAL															
SALEABLE	12672834	34851-0007	0	G	BLUE															
SALEABLE	12672836	34851-0008	0	H	ST GRY								17	16	15	14				
													13	12	11	10				
													9	8	7	6				
													5	4	3	2				
SALEABLE	12672835	34851-0019	9	G	BLUE															
SALEABLE	12672837	34851-0020	9	H	ST GRY								17	16	15	14				
													13	12	11	10				
													9	8	7	6				
													5	4	3	2				
CONCEPT ONLY		160095-0001	0	A	BLACK															
CONCEPT ONLY		160095-0002	0	B	ST GRY								26	25	24	23	22	21		
CONCEPT ONLY		160095-0003	0	C	BLUE								20	19	18	17	16	15		
													14	13	12	11	10	9		
													8	7	6	5	4	3		
CONCEPT ONLY		160095-0013	9	A	BLACK															
CONCEPT ONLY		160095-0014	9	B	ST GRY								21	22	23	24	25	26		
CONCEPT ONLY		160095-0015	9	C	BLUE								15	16	17	18	19	20		
													9	10	11	12	13	14		
													3	4	5	6	7	8		
CONCEPT ONLY		160051-0001	0	A	BLACK															
CONCEPT ONLY		160051-0003	0	C			1	2	3	4	5	6	7	8	9	10				
							11	12	13	14	15	16	17	18	19	20				
													21	22	23	24	25	26	27	
													31	32	33	34	35	36	37	
CONCEPT ONLY		160051-0013	9	A	BLACK															



**MX123 18/28/42/49/56-WAY RECEPTACLE ASSY SEALED PIN OUT SHEET**

STATUS	GM PART #	HRNS CONN ASSY			TPA GROMMET CAP														
		MATERIAL/PART	WIRE DRESS OPTION	KEY OPTION ▽ Fp	COLOR OPTION ▽ Fp	NUMBERS INDICATE CAVITIES OPEN FOR CIRCUITS ▽ Fp													
		NUMBER				40	39	38	37	36	35	34	33	32	31	41			
CONCEPT ONLY		160051-0015	9	C	BLUE	40	39	38	37	36	35	34	33	32	31	41			
						30	29	28	27	26	25	24	23	22	21				
						42				20	19	18	17	16	15	14	13	12	11
						10	9	8	7	6	5	4	3	2	1				
SALEABLE	NOT APPLICABLE	34576-2503	0	G	BLUE	56	55	54	53				49	48	47			44	
								40			37	36	35	34	33				
														20	19	18			
							13	12			9		7	6				2	
SALEABLE	NOT APPLICABLE	34576-2603	0	G	BLUE	56	55	54	53				49	48	47			44	
								40			37	36	35	34	33				
														20	19	18			
							13	12			9		7	6					
SALEABLE	NOT APPLICABLE	34576-2703	0	G	BLUE														
SALEABLE	NOT APPLICABLE	34576-2803	0	G	BLUE		55	54	53		51		49	48	47			44	
								40			37	36	35	34	33				
								26						20	19	18			
							13	12			9		7						
SALEABLE	NOT APPLICABLE	34576-2903	0	G	BLUE	56	55		53				49	48	47	46	45	44	
								40	39		37	36	35	34	33			30	
									25					20	19	18			
							13	12			9		7						
SALEABLE	NOT APPLICABLE	34576-3003	0	G	BLUE	56	55	54	53				49	48	47			44	
								40			37	36	35	34	33				29
														20	19	18		16	15
							13	12			9		7	6				2	
SALEABLE	NOT APPLICABLE	34576-3103	0	G	BLUE	56	55	54	53				49	48	47	46	45	44	
								40	39		37	36	35	34	33				
														20	19	18			
							13	12			9		7						
SALEABLE	NOT APPLICABLE	34576-3203	0	G	BLUE		55	54	53				49	48	47	46		44	
								40			37	36	35	34	33	32	31		
								26						20	19	18			
							13	12			9		7						



**MX123 18/28/42/49/56-WAY RECEPTACLE ASSY SEALED PIN OUT SHEET**

STATUS	GM PART #	HRNS CONN ASSY			TPA GROMMET CAP																				
		MATERIAL/PART	WIRE DRESS OPTION	KEY OPTION ▽ Fp	COLOR OPTION ▽ Fp	NUMBERS INDICATE CAVITIES OPEN FOR CIRCUITS ▽ Fp																			
		NUMBER				56	55	54					49	48	47			44							
SALEABLE	NOT APPLICABLE	34576-3303	0	G	BLUE			40				37	36	35	34	33		20	19	18					
							13	12				9		7	6										
SALEABLE	NOT APPLICABLE	34576-3403	0	G	BLUE		55	54	53					49	48	47								44	
								40	39			37	36	35	34	33									
								26							20	19	18								
							13	12				9		7											
SALEABLE	NOT APPLICABLE	34576-3503	0	G	BLUE	56	55		53					49	48	47								44	
								40				37	36	35	34	33									
															20	19	18								
								13	12			9		7	6									2	
SALEABLE	NOT APPLICABLE	34576-3603	0	G	BLUE		55	54	53					49	48	47								44	
								40				37	36	35	34	33									
								26							20	19	18								
								13	12			9		7											
SALEABLE	NOT APPLICABLE	34576-3703	0	G	BLUE	56	55	54	53					49	48	47								44	
								40				37	36	35	34	33								29	
															20	19	18						16	15	
								13	12			9		7	6								2		
SALEABLE	NOT APPLICABLE	34576-3803	0	G	BLUE	56		54	53					49		47	46						44		
								40	39			37	36	35		33	32	31						29	
									25						20	19	18							15	
								13	12			9		7									2		
SALEABLE	NOT APPLICABLE	34576-3903	0	G	BLUE	56		54	53					49		47							44		
								40	39			37	36	35		33								29	
									25						20	19	18							15	
								13	12			9		7											
SALEABLE	NOT APPLICABLE	34576-4003	0	G	BLUE	56	55	54	53					49	48	47							45	44	
								40	39			37	36	35	34	33								29	
									25						20	19	18							16	15
								13	12			9		7	6									1	
SALEABLE	NOT APPLICABLE	34576-4103	0	G	BLUE	56	55	54	53					49	48	47	46						44		
								40	39	38	37	36	35	34	33	32	31							29	
									25						20	19	18							16	
								13	12			9		7											

STATUS	GM PART #	HRNS CONN ASSY			TPA GROMMET CAP																		
		MATERIAL/PART	WIRE DRESS OPTION	KEY OPTION ▽ Fp	COLOR OPTION ▽ Fp	NUMBERS INDICATE CAVITIES OPEN FOR CIRCUITS ▽ Fp																	
		NUMBER				56	55	54	53				49	48	47		45	44					
SALEABLE	NOT APPLICABLE	34576-4203	0	G	BLUE			40	39		37	36	35	34	33		20	19	18				
							13	12			9		7										
SALEABLE	NOT APPLICABLE	34576-4303	0	G	BLUE	56	55	54	53		51		49	48	47					45	44		
							41	40		38	37	36	35	34	33							30	
								26	25	24		22	21	20	19					17			
							13	12			9		7						4	3			1
SALEABLE	NOT APPLICABLE	34576-4403	0	G	BLUE	56	55	54	53				49	48	47					46		44	
								40	39		37	36	35	34	33					32	31		29
									25					20	19					18		16	
								12			9		7										
SALEABLE	NOT APPLICABLE	34576-4503	0	G	BLUE	56	55		53				49	48	47					46		44	
								40	39		37	36	35	34	33					32	31	30	
									25	24		22	21	20	19					18		16	
							13	12			9		7							4		2	1
SALEABLE	NOT APPLICABLE	34576-4603	0	G	BLUE	56	55	54	53				49	48	47					46		44	
								40	39		37	36	35	34	33					32	31		29
									25					20	19					18		16	
							13	12			9		7										
SALEABLE	NOT APPLICABLE	34576-4703	0	G	BLUE	56	55		53		51		49	48	47							44	
								40	39		37	36	35	34	33							30	
									25			22	21	20	19					18		16	15
							13	12			9		7							4		2	1
SALEABLE	NOT APPLICABLE	34576-4803	0	G	BLUE		55		53		51		49	48	47							44	
								40	39		37	36	35	34	33								29
								26						20	19					18		16	15
							13	12			9		7							4		2	
TOOL DES. REL.	NOT APPLICABLE	34576-4903	9	G	BLUE		55	54	53				49	48	47					46		44	
								40			37	36	35	34	33					32	31		
								26						20	19					18			
							13	12			9		7										
SALEABLE	NOT APPLICABLE	34576-5003	0	G	BLUE		55	54	53				49	48	47						45	44	
								40			37	36	35	34	33								
								26						20	19					18			
							13	12			9		7										



MX123 18/28/42/49/56-WAY RECEPTACLE ASSY SEALED PIN OUT SHEET

STATUS	GM PART #	HRNS CONN ASSY			TPA GROMMET CAP																		
		MATERIAL/PART	WIRE DRESS OPTION	KEY OPTION ▽ Fp	COLOR OPTION ▽ Fp	NUMBERS INDICATE CAVITIES OPEN FOR CIRCUITS ▽ Fp																	
		NUMBER																					
SALEABLE	NOT APPLICABLE	34576-5103	0	G	BLUE		55		53		51		49	48	47			44					
								40		37	36	35	34	33							16	15	29
							13	12		9		7		20	19	18			4				2
SALEABLE	NOT APPLICABLE	34576-5203	0	G	BLUE	56	55	54	53				49	48	47			44					
								40	39		37	36	35	34	33								29
							13	12			9		7		20	19	18						
TOOL DES. REL.	NOT APPLICABLE	34576-5303	9	G	BLUE																		
SALEABLE	NOT APPLICABLE	34576-5403	0	G	BLUE		55		53		51		49	48	47			44					
								40	39		37	36	35	34	33							30	
								26	25			22	21	20	19	18							16
SALEABLE	NOT APPLICABLE	34576-5503	0	G	BLUE		13	12			9		7			4		2	1				
						56	55		53		51		49	48	47						44		
								40	39		37	36	35	34	33								30
SALEABLE	NOT APPLICABLE	34576-5603	0	G	BLUE				25			22	21	20	19	18			16				
							13	12			9		7			4					2	1	
						56	55		53			49	48	47	46							44	
SALEABLE	NOT APPLICABLE	34576-5703	0	G	BLUE			40	39		37	36	35	34	33	32	31	30					
								26	25			22	21	20	19	18						16	
							13	12			9		7			4							2
SALEABLE	NOT APPLICABLE	34576-5803	0	G	BLUE		55		53				49	48	47	46	45	44					
								40	39		37	36	35	34	33								
								26	25					20	19	18							
SALEABLE	NOT APPLICABLE	34576-5903	0	G	BLUE		13	12			9		7										
						56			53	52					47		45				43		
							41	40	39	38				34	33		31	30	29				
	28	27	26	25	24			20	19	18								16					
		13	12	11	10											3	2						





**MX123 18/28/42/49/56-WAY RECEPTACLE ASSY SEALED PIN OUT SHEET**

STATUS	GM PART #	HRNS CONN ASSY			TPA GROMMET CAP																							
		MATERIAL/PART	WIRE DRESS OPTION	KEY OPTION Fp	COLOR OPTION Fp	NUMBERS INDICATE CAVITIES OPEN FOR CIRCUITS Fp																						
		NUMBER																										
SALEABLE	NOT APPLICABLE	34576-6003	0	G	BLUE	56			53	52		50			47		45		43									
								40	39	38				34	33		31	30	29									
						28	27	26	25	24				20	19	18		16										
						14	13	12	11	10						5	4	3	2									
SALEABLE	NOT APPLICABLE	34576-6103	0	G	BLUE	56	55	54	53		51		49	48	47			44										
								40	39		37	36	35	34	33							29						
															20	19	18		16	15								
							13	12			9		7				4		2									
SALEABLE	NOT APPLICABLE	34576-6203	0	G	BLUE		55	54	53				49	48	47	46	45	44										
								40	39		37	36	35	34	33													
								26							20	19	18											
							13	12			9		7															
SALEABLE	NOT APPLICABLE	34576-6303	0	G	BLUE		55	54	53		51		49	48	47			44										
								40	39		37	36	35	34	33													
								26							20	19	18		16	15								
							13	12			9		7				4		2									
SALEABLE	NOT APPLICABLE	34576-6403	0	G	BLUE		55	54					49	48	47			44										
							41	40			37	36	35	34	33													
															20	19	18											
							13	12			9	8	7						3									
SALEABLE	NOT APPLICABLE	34576-6503	0	G	BLUE			54						47	46	45		43										
							41	40	39	38	37				33	32	31	30	29									
						28	27	26	25	24	23				20	19	18		16									
							13	12	11	10	9								3	2								
SALEABLE	NOT APPLICABLE	34576-6603	0	G	BLUE			54						47	46	45		43										
							41	40	39	38	37				34	33	32	31	30	29								
						28	27	26	25	24	23				20	19	18		16									
							13	12	11	10	9								3	2								
SALEABLE	NOT APPLICABLE	34576-6703	0	G	BLUE					52	51			48		46	45		43									
							41	40	39	38					33	32	31	30	29									
						28		26	25	24					20	19	18		16	15								
							13	12	11	10									3	2	1							
SALEABLE	NOT APPLICABLE	34576-6803	0	G	BLUE					52				48		46	45		43									
							41	40	39	38						33	32	31	30	29								
						28		26	25	24					20	19	18		16	15								
							13	12	11	10									3	2	1							



MX123 18/28/42/49/56-WAY RECEPTACLE ASSY SEALED PIN OUT SHEET

STATUS	GM PART #	HRNS CONN ASSY			TPA GROMMET CAP																	
		MATERIAL/PART	WIRE DRESS OPTION	KEY OPTION ▽ Fp	COLOR OPTION ▽ Fp	NUMBERS INDICATE CAVITIES OPEN FOR CIRCUITS ▽ Fp																
		NUMBER				56	55	54	53		51	50	49		47			44				
SALEABLE	NOT APPLICABLE	34576-6813	0	G	BLUE																	
SALEABLE	NOT APPLICABLE	34576-6823	0	G	BLUE																	
SALEABLE	NOT APPLICABLE	34576-6833	0	G	BLUE																	
SALEABLE	NOT APPLICABLE	34576-6843	0	G	BLUE																	
SALEABLE	NOT APPLICABLE	34576-6853	0	G	BLUE																	
SALEABLE	NOT APPLICABLE	34576-6863	0	G	BLUE																	
SALEABLE	NOT APPLICABLE	34576-6873	0	G	BLUE																	
SALEABLE	NOT APPLICABLE	34576-6883	0	G	BLUE																	
SALEABLE	NOT APPLICABLE	34576-6893	0	G	BLUE																	



MX123 18/28/42/49/56-WAY RECEPTACLE ASSY SEALED PIN OUT SHEET

STATUS	GM PART #	HRNS CONN ASSY			TPA GROMMET CAP																	
		MATERIAL/PART	WIRE DRESS OPTION	KEY OPTION ▽ Fp	COLOR OPTION ▽ Fp	NUMBERS INDICATE CAVITIES OPEN FOR CIRCUITS ▽ Fp																
		NUMBER																				
SALEABLE	NOT APPLICABLE	34576-6913	9	G	BLUE			54	53							47	46	45		43		
							41	40		38						33	32	31	30	29		
						28	27	26	25	24				20	19	18			3	2		
SALEABLE	NOT APPLICABLE	34576-6923	9	G	BLUE			54	53							47	46	45		43		
							41	40	39	38						33	32	31	30	29		
						28	27	26	25	24	23			20	19	18				3	2	
TOOL DES. REL.	NOT APPLICABLE	34851-0025	0	G	BLUE	18											1					
TOOL DES. REL.	NOT APPLICABLE	34851-0026	0	H	ST GRY	18											1					
SALEABLE	NOT APPLICABLE	34576-6933	0	G	BLUE		55	54	53					49	48	47	46	45	44			
								40				37	36	35	34	33						
								26							20	19	18					
SALEABLE	NOT APPLICABLE	34576-6943	0	G	BLUE			54	53							47	46	45		43		
							41	40		38						33	32	31	30	29		
						28	27	26	25	24				20	19	18				3	2	
SALEABLE	NOT APPLICABLE	34576-6953	0	G	BLUE			54	53							47	46	45		43		
							41	40	39	38						33	32	31	30	29		
						28	27	26	25	24	23			20	19	18					3	2
SALEABLE	NOT APPLICABLE	34576-6963	0	G	BLUE		56			52						47	46	45		43		
							41	40	39	38					34	33	32	31	30	29		
						28	27	26	25	24	23			20	19	18					3	2
SALEABLE	NOT APPLICABLE	34576-6973	0	G	BLUE		56			52	51	50								43		
							42	41		39	38							32	31	30	29	
						28	27		25	24	23	22	21						17	16	15	
	14			11	10			8			6	5	4	3	2	1						



MX123 18/28/42/49/56-WAY RECEPTACLE ASSY SEALED PIN OUT SHEET

STATUS	GM PART #	HRNS CONN ASSY			TPA GROMMET CAP																				
		MATERIAL/PART	WIRE DRESS OPTION	KEY OPTION Fp	COLOR OPTION Fp	NUMBERS INDICATE CAVITIES OPEN FOR CIRCUITS Fp																			
		NUMBER																							
SALEABLE	NOT APPLICABLE	34576-6983	0	G	BLUE			54	53									46		44					
								40	39	38	37	36					32	31	30						
									25	24	23	22	21	20	19										
									11	10	9	8	7	6	5	4								2	
SALEABLE	NOT APPLICABLE	34576-6993	0	G	BLUE	56	55	54	53	52	51						47	46	45		43				
							41	40		38						33	32	31	30	29					
						28	27	26	25	24						20	19	18					16		
							13	12	11	10		8											3	2	
SALEABLE	NOT APPLICABLE	34576-7003	0	G	BLUE	56	55	54		52	51					47	46	45		43					
							41	40		38						33	32	31	30	29					
						28	27	26	25	24						20	19	18					16		
							13	12	11	10		8											3	2	
SALEABLE	NOT APPLICABLE	34576-7013	0	G	BLUE	56	55	54	53	52	51					47	46	45		43					
							41	40		38					34	33	32	31	30	29					
						28	27	26	25	24						20	19	18					16		
							13	12	11	10		8											3	2	
SALEABLE	NOT APPLICABLE	34576-7023	0	G	BLUE	56	55	54		52	51					47	46	45		43					
							41	40		38					34	33	32	31	30	29					
						28	27	26	25	24						20	19	18					16		
							13	12	11	10		8											3	2	
SALEABLE	NOT APPLICABLE	34576-7033	0	G	BLUE	56		54	53	52						47	46	45		43					
							41	40		38						33	32	31	30	29					
						28	27	26	25	24						20	19	18					16		
							13	12	11	10		8											3	2	
SALEABLE	NOT APPLICABLE	34576-7043	0	G	BLUE	56		54		52						47	46	45		43					
							41	40		38						33	32	31	30	29					
						28	27	26	25	24						20	19	18					16		
							13	12	11	10		8											3	2	
SALEABLE	NOT APPLICABLE	34576-7053	0	G	BLUE	56		54	53	52						47	46	45		43					
							41	40		38					34	33	32	31	30	29					
						28	27	26	25	24						20	19	18					16		
							13	12	11	10		8											3	2	
SALEABLE	NOT APPLICABLE	34576-7063	0	G	BLUE	56		54		52						47	46	45		43					
							41	40		38					34	33	32	31	30	29					
						28	27	26	25	24						20	19	18					16		
							13	12	11	10		8											3	2	



**MX123 18/28/42/49/56-WAY RECEPTACLE ASSY SEALED PIN OUT SHEET**

STATUS	GM PART #	HRNS CONN ASSY			TPA GROMMET CAP															
		MATERIAL/PART	WIRE DRESS OPTION	KEY OPTION ▽ Fp	COLOR OPTION ▽ Fp	NUMBERS INDICATE CAVITIES OPEN FOR CIRCUITS ▽ Fp														
		NUMBER																		
SALEABLE	NOT APPLICABLE	34576-7073	0	G	BLUE			54	53	52					47	46	45		43	
							41	40		38					33	32	31	30	29	
						28	27	26	25	24				20	19	18		16		
							13	12	11	10		8						3	2	
SALEABLE	NOT APPLICABLE	34576-7083	0	G	BLUE			54	53	52					47	46	45		43	
							41	40		38				34	33	32	31	30	29	
						28	27	26	25	24				20	19	18		16		
							13	12	11	10		8						3	2	
SALEABLE	NOT APPLICABLE	34576-7093	0	G	BLUE			54	53						47	46	45		43	
							41	40		38					33	32	31	30	29	
						28	27	26	25	24				20	19	18		16		
							13	12	11	10		8						3	2	
SALEABLE	NOT APPLICABLE	34576-7103	0	G	BLUE	56	55			52	51	50	49	48	47		45		43	
						42	41						35	34	33				29	
						28	27	26									18	17	16	15
						14	13	12										3		1
SALEABLE	NOT APPLICABLE	34576-7113	0	G	BLUE			54							47	46	45		43	
							41	40		38					33	32	31	30	29	
						28	27	26	25	24				20	19	18		16		
							13	12	11	10		8						3	2	
SALEABLE	NOT APPLICABLE	34576-7123	0	G	BLUE	56	55			52	51	50	49	48	47		45		43	
						42	41						35	34	33				29	
						28	27	26									18		16	15
						14	13	12										3		1
SALEABLE	NOT APPLICABLE	34576-7133	9	G	BLUE	56		54	53	52					47	46	45		43	
							41	40	39	38					34	33	32	31	30	29
						28	27	26	25	24	23			20	19	18		16		
							13	12	11	10	9	8						3	2	
SALEABLE	NOT APPLICABLE	34576-7143	9	G	BLUE	56	55	54	53	52	51				47	46	45		43	
							41	40		38				34	33	32	31	30	29	
						28	27	26	25	24				20	19	18		16		
							13	12	11	10		8						3	2	
SALEABLE	NOT APPLICABLE	34576-7153	9	G	BLUE	56		54	53	52			49		47	46	45		43	
							41	40	39	38				34	33	32	31	30	29	
						28	27	26	25	24	23			20	19	18		16		
							13	12	11	10	9	8						3	2	






**MX123 18/28/42/49/56-WAY RECEPTACLE ASSY SEALED PIN OUT SHEET**

STATUS	GM PART #	HRNS CONN ASSY			TPA GROMMET CAP																		
		MATERIAL/PART	WIRE DRESS OPTION	KEY OPTION ▽ Fp	COLOR OPTION ▽ Fp	NUMBERS INDICATE CAVITIES OPEN FOR CIRCUITS ▽ Fp																	
		NUMBER																					
SALEABLE	NOT APPLICABLE	34576-7163	0	G	BLUE				53				49		47	46	45	44					
								40			37	36	35		33								
								26						20	19	18							
SALEABLE	NOT APPLICABLE	34576-7173	9	G	BLUE		13	12			9		7										
						55			52	51			48		46	45		43					
						41	40		38					33	32	31	30	29					
SALEABLE	NOT APPLICABLE	34576-7183	0	G	BLUE	28		26		24				20	19	18		16	15				
							13	12		10								3	2	1			
						56	55		53				49	48	47	46		44					
SALEABLE	NOT APPLICABLE	34576-7193	9	G	BLUE			40	39		37	36	35	34	33	32	31	30					
									25	24		22	21	20	19	18		16					
							13	12			9		7					4		2	1		
SALEABLE	NOT APPLICABLE	34576-7193	9	G	BLUE	56		54	53	52					47	46	45		43				
							41	40		38				34	33	32	31	30	29				
						28	27	26		24				20	19	18		16					
SALEABLE	NOT APPLICABLE	34576-7203	0	G	BLUE		13	12		10								3	2				
						56	55	54	53	52	51				47	46	45		43				
							41	40		38				34	33	32	31	30	29				
SALEABLE	NOT APPLICABLE	34576-7213	0	G	BLUE	28		26	25	24				20	19	18		16					
							13	12	11	10		8						3	2				
						56	55			52	51	50	49	48	47	46	45		43				
SALEABLE	NOT APPLICABLE	34576-7213	0	G	BLUE	42	41						35	34	33		31				29		
							28	27	26					21	19	18		16	15				
							14	13	12									4	3		1		
SALEABLE	NOT APPLICABLE	34576-7223	0	G	BLUE			54	53							47	46	45		43			
							41	40	39	38				34	33		31	30	29				
						28	27	26	25	24				21	20	19	18		16				
SALEABLE	NOT APPLICABLE	34576-7233	0	G	BLUE													3	2				
																	46	45					
														21			33		18	17			
SALEABLE	NOT APPLICABLE	34576-7243	0	G	BLUE													3					
								54	53								47		45		43		
							41	40	39	38				34	33		31	30	29				
SALEABLE	NOT APPLICABLE	34576-7243	0	G	BLUE	28		26	25	24				20	19	18		16					
							13	12	11	10								3	2				



**MX123 18/28/42/49/56-WAY RECEPTACLE ASSY SEALED PIN OUT SHEET**

STATUS	GM PART #	HRNS CONN ASSY			TPA GROMMET CAP																	
		MATERIAL/PART	WIRE DRESS OPTION	KEY OPTION 	COLOR OPTION 	NUMBERS INDICATE CAVITIES OPEN FOR CIRCUITS 																
		NUMBER																				
SALEABLE	NOT APPLICABLE	34851-0027	0	G	BLUE	18									1							
										9			7	6								
										5			3	2								
SALEABLE	NOT APPLICABLE	34851-0028	0	H	ST GRN	18					17	16	15	14	1							
													10									
													6									
										5	4	3	2									
SALEABLE	NOT APPLICABLE	34576-7253	0	G	BLUE	56		54	53	52					47	46	45		43			
							41	40	39	38					33	32	31	30	29			
						28	27	26	25	24	23			20	19	18		16				
							13	12	11	10	9	8					3	2				
SALEABLE	NOT APPLICABLE	34576-7263	0	G	BLUE	56	55	54	53	52	51	50					45		43			
						42	41	40	39				35	34	33							
						28	27								18		16					
						14	13									3	2					
SALEABLE	NOT APPLICABLE	34576-7273	0	G	BLUE	56	55	54	53	52	51	50				45						
						42	41	40	39				35	34	33							
						28	27								18		16					
						14	13									3	2					
SALEABLE	NOT APPLICABLE	34576-7283	0	G	BLUE			54	53					47	46	45		43				
							41	40		38				34	33	32	31	30	29			
						28	27	26	25	24				20	19	18		16				
							13	12	11	10		8		6			3	2				
SALEABLE	NOT APPLICABLE	34576-7293	9	G	BLUE			54	53				49	48	47	46	45		43			
							41	40		38					33	32	31	30	29			
						28	27	26	25	24				20	19	18		16	15			
							13	12	11	10		8		6			3	2	1			
SALEABLE	NOT APPLICABLE	34576-7303	0	G	BLUE	56	55			52	51	50				45						
						42	41						35	34	33							
						28	27								18		16					
						14	13									3						
SALEABLE	NOT APPLICABLE	34576-7313	0	G	BLUE	56	55	54	53	52	51	50				45						
						42	41	40	39				35	34	33							
						28	27				23				18	17	16					
						14	13				9				3	2						



**MX123 18/28/42/49/56-WAY RECEPTACLE ASSY SEALED PIN OUT SHEET**

STATUS	GM PART #	HRNS CONN ASSY			TPA GROMMET CAP																		
		MATERIAL/PART	WIRE DRESS OPTION	KEY OPTION ▽ Fp	COLOR OPTION ▽ Fp	NUMBERS INDICATE CAVITIES OPEN FOR CIRCUITS ▽ Fp																	
		NUMBER				56	55	54	53	52	51	50					45						
SALEABLE	NOT APPLICABLE	34576-7323	0	G	BLUE	42	41	40	39						35	34	33						
						28	27					23						18			16		
						14	13					9									3		2
						56	55	54	53	52	51	50									45		
SALEABLE	NOT APPLICABLE	34576-7333	0	G	BLUE	42	41	40	39						35	34	33						
						28	27											18	17	16			
						14	13														3		2
						56	55	54	53	52	51	50									45		
SALEABLE	NOT APPLICABLE	34576-7343	0	G	BLUE	42	41									33							
						28	27							21				18	17	16			
						14	13														3		
						56	55			52	51	50								46	45		
SALEABLE	NOT APPLICABLE	34576-7353	0	G	BLUE	28	27	26	25	24					20	19	18						
							13	12	11	10				8						3		2	
SALEABLE	NOT APPLICABLE	34851-0029	9	G	BLUE	18								14	1								
												11	10										
												8	7										
												4	3	2									
SALEABLE	NOT APPLICABLE	34576-7363	0	H	ST. GRAY							51	50		48	47	46	45					
																34	33	32	31			29	
																	21	20					
															9	8	7	6		4	3	2	1
SALEABLE	NOT APPLICABLE	34576-7373	9	G	BLUE							52			48	47				43			
								40				37	36		34						30		
												24					20						15
						14											7						
SALEABLE	NOT APPLICABLE	34851-0030	0	H	ST. GRAY	18						17	16	15	14	1							
														10									
														6									
														4	3	2							
SALEABLE	NOT APPLICABLE	34576-9113	0	A	BLACK	49																	





**MX123 18/28/42/49/56-WAY RECEPTACLE ASSY SEALED PIN OUT SHEET**

STATUS	GM PART #	HRNS CONN ASSY			TPA GROMMET CAP														
		MATERIAL/PART	WIRE DRESS OPTION	KEY OPTION ▽ Fp	COLOR OPTION ▽ Fp	NUMBERS INDICATE CAVITIES OPEN FOR CIRCUITS ▽ Fp													
		NUMBER																	
SALEABLE	NOT APPLICABLE	34576-9123	0	C	BLUE														
						49													
SALEABLE	NOT APPLICABLE	34576-7383	9	G	BLUE	56	55	54	53				49	48	47		45	44	
								40	39			37	36	35	34	33			29
									25					20	19	18		16	15
							13	12				9		7	6				1
SALEABLE	NOT APPLICABLE	34576-7393	0	G	BLUE	56	55			52	51	50					46	45	44
						42	41												
													21		19	18			15
						14	13					8						3	
SALEABLE	NOT APPLICABLE	34576-7403	0	G	BLUE	56	55			52	51	50						45	
						42	41												
						28	27					22					18	17	16
						14	13					8						3	
SALEABLE	NOT APPLICABLE	34576-7413	0	G	BLUE			54	53				49	48	47	46		44	43
								40	39	38	37	36				32	31	30	29
								26	25	24	23		21	20	19		17		15
								12	11	10	9		7	6	5	4		2	1
SALEABLE	NOT APPLICABLE	34576-7423	0	G	BLUE			54	53				49	48	47	46		44	43
								40	39	38	37	36	35	34	33	32	31	30	29
								26	25	24	23		21	20	19		17		15
								12	11	10	9		7	6	5	4		2	1
SALEABLE	NOT APPLICABLE	34576-7433	0	G	BLUE			54	53				49	48	47	46		44	43
								40	39	38	37	36	35	34	33	32	31	30	29
								26	25	24	23		21	20	19				15
								12	11	10	9		7	6	5	4		2	1
SALEABLE	NOT APPLICABLE	34576-7443	0	G	BLUE			54	53				49	48	47				43
								40	39	38	37	36				32	31	30	29
								26	25	24	23			20			17		15
								12	11	10	9		7	6	5	4		2	1
SALEABLE	NOT APPLICABLE	34576-7453	9	G	BLUE					52				48	47		45		43
								40			37	36		34				30	
										24				20					15
						14							7						



MX123 18/28/42/49/56-WAY RECEPTACLE ASSY SEALED PIN OUT SHEET

STATUS	GM PART #	HRNS CONN ASSY			TPA GROMMET CAP																				
		MATERIAL/PART	WIRE DRESS OPTION	KEY OPTION Fp	COLOR OPTION Fp	NUMBERS INDICATE CAVITIES OPEN FOR CIRCUITS Fp																			
		NUMBER																							
SALEABLE	NOT APPLICABLE	34576-7463	9	G	BLUE													33		31					
											24	23	22	21	20	19	18				16				
											10	9	8	7	6							2			
SALEABLE	NOT APPLICABLE	34576-7473	9	G	BLUE	56	55	54	53			51	50	49			46				44				
						42	41		39	38				35		33	32	31						29	
						28	27	26	25		23	22	21		19	18	17	16							
							13	12	11	10	9	8			6	5	4	3	2	1					
SALEABLE	NOT APPLICABLE	34576-7483	0	G	BLUE	56	55			52	51	50					45								
						42	41							35	34	33									
						28	27										18				16				
						14	13										4	3							
SALEABLE	NOT APPLICABLE	34576-7493	0	G	BLUE	56	55	54	53	52	51	50						45							
						42	41	40	39																
						28	27										18				16				
						14	13										4	3	2						
SALEABLE	NOT APPLICABLE	34576-7503	0	G	BLUE	56	55			52	51	50						45							
						42	41																		
						28	27										18				16				
						14	13										4	3							
SALEABLE	NOT APPLICABLE	34576-7513	0	G	BLUE	56	55	54	53	52	51	50	49	48	47	46	45	44	43						
						42	41	40	39	38			35	34	33	32	31	30	29						
						28	27	26	25		23	22	21		19	18	17	16	15						
						14	13	12	11	10	9	8		6	5	4	3	2	1						
SALEABLE	NOT APPLICABLE	34576-7523	9	G	BLUE						37	36													
										24					20										
														7											
SALEABLE	NOT APPLICABLE	34576-7533	9	G	BLUE	56		54	53	52			49	48	47	46	45						43		
							41	40	39	38				34	33	32	31	30	29						
						28	27	26	25	24	23				20	19	18				16				
							13	12	11	10	9	8								3	2				
SALEABLE	NOT APPLICABLE	34576-7543	9	G	BLUE	56		54	53	52				48	47	46	45						43		
							41	40	39	38				34	33	32	31	30	29						
						28	27	26	25	24	23				20	19	18				16				
							13	12	11	10	9	8								3	2				



**MX123 18/28/42/49/56-WAY RECEPTACLE ASSY SEALED PIN OUT SHEET**

STATUS	GM PART #	HRNS CONN ASSY			TPA GROMMET CAP															
		MATERIAL/PART	WIRE DRESS OPTION	KEY OPTION Fp	COLOR OPTION Fp	NUMBERS INDICATE CAVITIES OPEN FOR CIRCUITS Fp														
		NUMBER																		
SALEABLE	NOT APPLICABLE	34576-7553	0	A	BLACK	48		46		44	43			40	39	38			35	
						34	33	32	31		29			26	25	24	23			21
						49						8	7					3		1
SALEABLE	NOT APPLICABLE	34576-7563	0	C	BLUE	48	47	46	45	44			41	40	39	38	37	36		
						34	33	32		30						24	23		21	
						49						18	17	16	15	14	13	12		
SALEABLE	NOT APPLICABLE	34576-7573	0	G	BLUE					52	51	50					45	43		
												35	34	33	32					
						28	27	26								18			15	
SALEABLE	NOT APPLICABLE	34576-7583	0	G	BLUE					52	51	50					45	43		
																32				
						28	27	26								18			15	
SALEABLE	NOT APPLICABLE	34576-7593	0	G	BLUE					52	51	50					45	43		
												35	34	33	32					
						28	27	26								18			15	
SALEABLE	NOT APPLICABLE	34576-7603	0	G	BLUE					52	51	50					45	44	43	
						42	41				37	36	35	34	33	32			30	
						28	27	26		24		22		20	19				16	15
SALEABLE	NOT APPLICABLE	34576-7613	9	C	BLUE	48	47		45	44			41	40	39	38	37	36		
						34	33	32		30						24	23		21	
						49						18	17	16	15	14	13	12		
SALEABLE	NOT APPLICABLE	34576-7623	9	A	BLACK	48		46		44	43	42		40	39	38		35		
						34	33	32	31		29	28		26	25	24	23		21	
						49						8	7					3		1
SALEABLE	NOT APPLICABLE	34576-7633	0	A	BLACK	48	47	46	45	44			41	40	39	38	37	36		
						34	33	32		30						24	23		21	
						49						18	17	16	15	14	13	12		
						10	9	8	7	6	5		3	2		1				



**MX123 18/28/42/49/56-WAY RECEPTACLE ASSY SEALED PIN OUT SHEET**

STATUS	GM PART #	HRNS CONN ASSY			TPA GROMMET CAP																	
		MATERIAL/PART	WIRE DRESS OPTION	KEY OPTION ▽ Fp	COLOR OPTION ▽ Fp	NUMBERS INDICATE CAVITIES OPEN FOR CIRCUITS ▽ Fp																
		NUMBER																				
SALEABLE	NOT APPLICABLE	34576-7643	0	G	BLUE	42	41												30	29		
						28		26			23			20				17				15
						14					9											
SALEABLE	NOT APPLICABLE	34576-7653	0	C	BLUE	48	47	46	45						40			38	37	36		
						34		32	31			29				25	24	23	22			
						49				20	19	18	17	16					12			
SALEABLE	NOT APPLICABLE	34576-7663	9	A	BLACK	48	47	46	45						40			38	37	36		
						34		32	31			29				25	24	23	22			
						49				20	19	18	17	16					12			
SALEABLE	NOT APPLICABLE	34576-7673	0	C	BLUE	48	47	46	45	44				41	40	39	38	37	36			
						34	33	32		30			28	27			24	23			21	
						49						18	17			15	14	13	12			
SALEABLE	NOT APPLICABLE	34576-7683	0	A	BLACK	48		46		44	43	42			39	38			35			
						34		32	31			29	28			25	24	23			21	
						49				20	19						14					11
SALEABLE	NOT APPLICABLE	34576-7693	0	G	BLUE					52	51	50					46	45		43		
																	32					
						28	27	26									18					
SALEABLE	NOT APPLICABLE	34576-7703	0	G	BLUE	14	13	12					7	6				3		1		
										52	51	50				46	45					43
														35	34	33	32					
SALEABLE	NOT APPLICABLE	34576-7713	0	G	BLUE	28	27	26								18				15		
						14	13	12					7	6			4	3			1	
										52	51	50				35	34	33	32			
SALEABLE	NOT APPLICABLE	34576-7723	9	C	BLUE	48	47	46	45	44				41	40	39	38	37	36			
						34	33	32		30						24	23			21		
						49						18	17	16	15	14	13	12				
						10	9	8	7	6	5			3	2			1				



**MX123 18/28/42/49/56-WAY RECEPTACLE ASSY SEALED PIN OUT SHEET**

STATUS	GM PART #	HRNS CONN ASSY			TPA GROMMET CAP																	
		MATERIAL/PART	WIRE DRESS OPTION	KEY OPTION ▽ Fp	COLOR OPTION ▽ Fp	NUMBERS INDICATE CAVITIES OPEN FOR CIRCUITS ▽ Fp																
		NUMBER																				
SALEABLE	NOT APPLICABLE	34576-7733	0	A	BLACK					44	43	42	41		39					35		
							33			30		28	27	26		15	14	13				21
						49						18				8	7	6		4	3	
SALEABLE	NOT APPLICABLE	34576-7743	0	C	BLUE						43											
									31		29			26	25						22	
						49				20	19											
SALEABLE	NOT APPLICABLE	34576-7753	0	G	BLUE					52	51	50					4		2			
																	33					
						28	27										21			18	17	
SALEABLE	NOT APPLICABLE	34576-7763	9	A	BLACK																	
										44	43	42	41		39							35
										30		28	27	26								
SALEABLE	NOT APPLICABLE	34576-7773	9	A	BLACK																	
SALEABLE	NOT APPLICABLE	34576-7773	9	A	BLACK																	
						48	47	46	45	44	43			40		38	37	36				
						34		32	31		29	28	27		25	24	23	22				
SALEABLE	NOT APPLICABLE	34576-7783	9	C	BLUE																	
SALEABLE	NOT APPLICABLE	34576-7793	9	A	BLACK																	
SALEABLE	NOT APPLICABLE	34576-7803	0	G	BLUE																	
								54	53					49	48	47			44	43		
								40	39	38	37	36	35	34		32	31	30	29			
		26	25	24	23	22				20	19							15				
		12	11	10	9	8	7	6	5	4							2	1				



**MX123 18/28/42/49/56-WAY RECEPTACLE ASSY SEALED PIN OUT SHEET**

STATUS	GM PART #	HRNS CONN ASSY			TPA GROMMET CAP														
		MATERIAL/PART	WIRE DRESS OPTION	KEY OPTION Fp	COLOR OPTION Fp	NUMBERS INDICATE CAVITIES OPEN FOR CIRCUITS Fp													
		NUMBER																	
SALEABLE	NOT APPLICABLE	34576-7813	9	C	BLUE	48	47	46	45	44			41	40	39	38	37	36	
						34	33	32		30			27			24	23		21
						49						18	17		15	14	13	12	
SALEABLE	NOT APPLICABLE	34576-7823	0	A	BLACK	48	47	46	45					40		38	37	36	
						34		32	31		29				25	24	23	22	
						49				20	19		17	16				12	
SALEABLE	NOT APPLICABLE	34576-7833	0	C	BLUE	48	47		45	44			41	40	39	38	37	36	35
						34		32		30		28				24		21	
						49						18	17		15	14	13	12	11
SALEABLE	NOT APPLICABLE	34576-7843	9	A	BLACK	48	47	46	45	44	43			40		38	37	36	
						34		32	31			28	27		25	24	23	22	
						49				20	19	18	17	16	15			12	
SALEABLE	NOT APPLICABLE	34576-7853	0	C	BLUE	48	47	46	45	44		42	41	40	39	38	37	36	35
						34	33	32		30	29	28	27			24	23		21
						49				20		18	17	16	15	14	13	12	
SALEABLE	NOT APPLICABLE	34576-7863	9	A	BLACK	48		46			43				39	38		36	35
						34	33		31		29		27		25	24	23		21
						49				20	19								11
SALEABLE	NOT APPLICABLE	34576-7873	9	C	BLUE	48	47	46	45	44	43		41	40	39	38	37	36	
						34	33	32		30			27			24	23		21
						49						18	17		15	14	13	12	
SALEABLE	NOT APPLICABLE	34576-7883	9	A	BLACK	48	47	46	45	44	43			40			37	36	
						34		32	31		29		27		25	24	23	22	
						49				20	19	18		16				12	
SALEABLE	NOT APPLICABLE	34576-7893	9	A	BLACK	48	47	46	45					40		38	37	36	
						34		32	31		29				25	24	23	22	
						49				20	19		17	16					2



MX123 18/28/42/49/56-WAY RECEPTACLE ASSY SEALED PIN OUT SHEET

STATUS	GM PART #	HRNS CONN ASSY			TPA GROMMET CAP														
		MATERIAL/PART	WIRE DRESS OPTION	KEY OPTION Fp	COLOR OPTION Fp	NUMBERS INDICATE CAVITIES OPEN FOR CIRCUITS Fp													
		NUMBER																	
SALEABLE	NOT APPLICABLE	34576-7903	0	A	BLACK	48	47	46	45					40		38	37	36	
						34		32	31		29			25	24	23	22		
						49				20	19		17	16				12	
SALEABLE	NOT APPLICABLE	34576-7913	9	A	BLACK	48		46			43				39	38		36	35
						34	33	32	31		29		27		25	24	23	22	21
						49				20	19								11
SALEABLE	NOT APPLICABLE	34576-7923	0	A	BLACK	48	47	46	45	44	43			40		38	37	36	
						34		32	31		29	28	27		25	24	23	22	
						49				20	19	18	17	16	15			12	
SALEABLE	NOT APPLICABLE	34576-7933	0	C	BLUE														
						49				20		18	17	16		14	13	12	
											9	8	7	6			3		1
SALEABLE	NOT APPLICABLE	34576-7943	0	A	BLACK	48	47	46	45							38	37	36	
						34		32	31		29				25	24	23	22	
						49				20	19			16	15			12	
SALEABLE	NOT APPLICABLE	34576-7953	0	G	BLUE					52	51	50							
															33				
						28	27	26					21			18	17		
SALEABLE	NOT APPLICABLE	34576-7963	9	A	BLACK	48		46			43				39	38		36	35
						34	33	32	31		29		27		25	24	23		21
						49				20	19								11
SALEABLE	NOT APPLICABLE	34576-7973	0	A	BLACK	48	47	46	45	44	43			40		38	37	36	
						34		32	31			28	27		25	24	23	22	
						49				20	19			16	15			12	
SALEABLE	NOT APPLICABLE	34576-7983	9	A	BLACK											38			
							33	32			29	28		26	25		23		
						49				20		18		16	15				
						10		8	7	6	5								



**MX123 18/28/42/49/56-WAY RECEPTACLE ASSY SEALED PIN OUT SHEET**

STATUS	GM PART #	HRNS CONN ASSY			TPA GROMMET CAP														
		MATERIAL/PART	WIRE DRESS OPTION	KEY OPTION ▽ Fp	COLOR OPTION ▽ Fp	NUMBERS INDICATE CAVITIES OPEN FOR CIRCUITS ▽ Fp													
		NUMBER																	
SALEABLE	NOT APPLICABLE	34576-7993	9	C	BLUE		47		45	44		42		40	39	38	37	36	
						34		32		30		28			24	23		21	
						49					9	18	17	7	15	14	13	12	11
SALEABLE	NOT APPLICABLE	34576-8003	0	A	BLACK	48	47	46	45	44	43			40		38	37	36	
						34		32	31		29	28	27		25	24	23	22	
						49				20	19			16				12	
SALEABLE	NOT APPLICABLE	34576-8013	0	H	ST GRY			54	53	52	51					46	45	44	43
								40	39	38	37	36	35	34	33				
								26	25										
SALEABLE	NOT APPLICABLE	34576-8023	9	A	BLACK	14	13	12	11			8	7	6	5			2	1
						48	47	46	45					40			37	36	
						34		32	31		29				25	24	23	22	
SALEABLE	NOT APPLICABLE	34576-8033	9	A	BLACK	49				20	19	18		16				12	
										10	9			5			2	1	
							33	32			29	28		26	25		38		23
SALEABLE	NOT APPLICABLE	34576-8043	9	C	BLUE	49				20		18	17	16	15				
										10		8	7	6	5	4		2	
							47		45	44				40	39	38	37	36	
SALEABLE	NOT APPLICABLE	34576-8053	0	A	BLACK	34		32		30		28				24	23		21
						49					9	18	17	7	15	14	13	12	11
						48	47	46	45	44	43			40		38	37	36	
SALEABLE	NOT APPLICABLE	34576-8063	9	A	BLACK	34		32	31		29	28	27		25	24	23	22	
						49				20	19	18		16	15			12	
										10	9				5		3	2	1
SALEABLE	NOT APPLICABLE	34576-8073	0	C	BLUE	48	47	46	45	44			41	40	39	38	37	36	
						34	33	32		30		28				24	23	22	21
						49				20		18	17	16		14	13	12	
					9	8	7	6			3			1					





**MX123 18/28/42/49/56-WAY RECEPTACLE ASSY SEALED PIN OUT SHEET**

STATUS	GM PART #	HRNS CONN ASSY			TPA GROMMET CAP																	
		MATERIAL/PART	WIRE DRESS OPTION	KEY OPTION Fp	COLOR OPTION Fp	NUMBERS INDICATE CAVITIES OPEN FOR CIRCUITS Fp																
		NUMBER																				
SALEABLE	NOT APPLICABLE	34576-8083	0	H	ST GRV	56	55	54	53	52	51					46	45	44	43			
						42	41	40	39	38	37	36	35	34	33							
						28	27	26	25	24	23	22	21	20	19							
						14	13	12	11			8	7	6	5						2	1
SALEABLE	NOT APPLICABLE	34576-8093	0	H	ST GRV			54	53	52	51					46	45	44	43			
								40	39	38	37	36	35	34	33							
						28	27	26	25	24	23											
						14	13	12	11			8	7	6	5						2	1
SALEABLE	NOT APPLICABLE	34576-8103	0	H	ST GRV			54	53	52	51											
								40	39	38	37	36	35	34	33							
						28	27	26	25	24	23											
						14	13	12	11			8	7	6	5						2	1
SALEABLE	NOT APPLICABLE	34576-8113	0	A	BLACK	48	47	46	45	44	43			40		38	37	36				
						34		32	31		29	28	27		25	24	23	22				
						49				20	19	18	17	16	15					12		
										10	9				5					2	1	
SALEABLE	NOT APPLICABLE	34576-8123	0	A	BLACK	48	47	46	45	44	43			40		38	37	36				
						34		32	31		28	27		25	24	23	22					
						49				20	19		17	16	15				12			
										10	9				5					2	1	
SALEABLE	NOT APPLICABLE	34576-8133	0	A	BLACK	48		46		44	43	42		40	39	38			35			
						34	33	32	31		29	28		26	25	24	23			21		
						49									14					11		
												8	7						3		1	
SALEABLE	NOT APPLICABLE	34576-8143	0	G	BLUE	56	55	54	53	52	51	50	49	48	47	46	45	44	43			
								40				36	35					31				
							27		25	24		22	21		19	18						
							13	12		10	9	8	7	6					3			
SALEABLE	NOT APPLICABLE	34576-9133	9	A	BLACK	48	47	46	45	44	43			40		38	37	36				
						34		32	31		29	28	27		25	24	23	22				
						49				20	19	18	17	16					12			
										10	9				5					2	1	
SALEABLE	NOT APPLICABLE	34576-9143	9	C	BLUE		47		45	44				40	39	38	37	36				
						34		32		30				26	25	24	23			21		
						49						18	17		15	14	13	12				
										10	9			7	6	5			3		1	

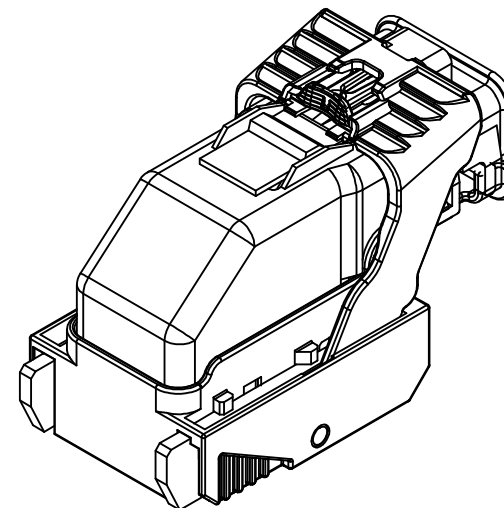


# MX123 18/28/42/49/56-WAY RECEPTACLE ASSY SEALED PIN OUT SHEET

STATUS	GM PART #	HRNS CONN ASSY			TPA GROMMET CAP																		
		MATERIAL/PART	WIRE DRESS OPTION	KEY OPTION ▽ Fp	COLOR OPTION ▽ Fp	NUMBERS INDICATE CAVITIES OPEN FOR CIRCUITS ▽ Fp																	
		NUMBER																					
SALEABLE	NOT APPLICABLE	34576-9153	9	A	BLACK					44	43		41					37	36				
						34	33	32														22	
						49										18	17	16	15				
												8	7	6	5								

INDEX

	PAGE TITLE	PAGE
	TITLE BLOCK	1
L	PART BLOCK	2
	KPC BLOCK	3
	COMPONENT TABLE	4
K	NOTES	5
	NOTES	6
	WIRE DRESS PACKAGING DIMENSIONS	7
J	LOCATION AND PACKAGING DIMENSIONS REFERENCING INTERFACE DATUMS B & C	8
	LOCATION AND PACKAGING DIMENSIONS REFERENCING INTERFACE DATUM A	9
I	KEY ID REF - WIRE DRESS OPTION 0	10
	KEY ID REF - WIRE DRESS OPTION 9	11
	CIRCUIT CONFIGURATIONS	12
H	CIRCUIT CONFIGURATIONS	13
	COMPONENT CONNECTOR INTERFACE	14
	COMPONENT CONNECTOR INTERFACE	15
	COMPONENT CONNECTOR INTERFACE	16
G	COMPONENT CONNECTOR INTERFACE	17
	COMPONENT CONNECTOR INTERFACE	18
	COMPONENT CONNECTOR INTERFACE	19
F	COMPONENT CONNECTOR INTERFACE	20
	COMPONENT CONNECTOR INTERFACE	21
	ADDITIONAL COMPONENTS REQUIRED	22



MX123 HARNESS CONN - SEALED  
18/49/56 CKTS

ENTER DESCRIPTION IEC NO: UAU2017-0870 DRAWN IN ITALIA 2017/03/27 CHKD: APPR:VKOSHY 2017/03/29 REV:	QUALITY SYMBOLS	GENERAL TOLERANCES (UNLESS SPECIFIED)	DIMENSION STYLE	SCALE	DESIGN UNITS	THIRD ANGLE PROJECTION
	▽=0	4 PLACES ±--- ±---	MM ONLY	1:1	METRIC	
	▽=0	3 PLACES ±--- ±---				
	▽=0	2 PLACES ±0.13 ±---				
		1 PLACE ±0.25 ±---				
		0 PLACE ±--- ±---				
		ANGULAR ± 1 °				
		DRAFT WHERE APPLICABLE MUST REMAIN WITHIN DIMENSIONS	SEE BOM TABLE			
			MATERIAL NO.	DOCUMENT NO.		SHEET NO.
				SD-34576-0001		1 OF 22
			THIS DRAWING CONTAINS INFORMATION THAT IS PROPRIETARY TO MOLEX INCORPORATED AND SHOULD NOT BE USED WITHOUT WRITTEN PERMISSION			

22	RD	A	C	001		0.000	YAZAKI: 7158-3114-90	2.8MM CAVITY PLUG
21	RD	A		001		0.000	PLUG-WRG HARN CONN MX0.64	
20	RD	A		001		0.000	TERM-AG 0.5MM/0.75MM ISO,MX64	
19	RD	A		001		0.000	TERM-AG 0.35MM ISO,MX64	
18	RD	A	C	006		0.009	WIRE HARNESS COVER	18/49/56 WAY
17	RD	A	2	001		0.041	HARN CONN ASM 56 CKT	KEY J OPTION 9
16	RD	A	2	001		0.041	HARN CONN ASM 56 CKT	KEY H OPTION 9
15	RD	A	2	001		0.041	HARN CONN ASM 56 CKT	KEY G OPTION 9
14	RD	A	2	001		0.041	HARN CONN ASM 56 CKT	KEY J OPTION 0
13	RD	A	2	001		0.041	HARN CONN ASM 56 CKT	KEY H OPTION 0
12	RD	A	2	001		0.041	HARN CONN ASM 56 CKT	KEY G OPTION 0
11	RD	A	2	001		0.040	HARN CONN ASM 49 CKT	KEY C OPTION 9
10	RD	A	2	001		0.040	HARN CONN ASM 49 CKT	KEY B OPTION 9
09	RD	A	2	001		0.040	HARN CONN ASM 49 CKT	KEY A OPTION 9
08	RD	A	2	001		0.040	HARN CONN ASM 49 CKT	KEY C OPTION 0
07	RD	A	2	001		0.040	HARN CONN ASM 49 CKT	KEY B OPTION 0
06	RD	A	2	001		0.040	HARN CONN ASM 49 CKT	KEY A OPTION 0
05	RD	A	2	001		0.044	HARN CONN ASM 18 CKT	KEY H OPTION 9
04	RD	A	2	001		0.044	HARN CONN ASM 18 CKT	KEY G OPTION 9
03	RD	A	2	001		0.044	HARN CONN ASM 18 CKT	KEY H OPTION 0
02	RD	A	2	001		0.044	HARN CONN ASM 18 CKT	KEY G OPTION 0
01	RD	A		001		1.285	HARNNESS CONN ASM-SEALED 18/49/56CKTS,MX123	

							DRAWING	
DWG ITM	DWG RLTN SHIP	D L S	ST	REV	P D I	MASS (KG)	PART NAME	NOTES

PARTS SHOWN ON DRAWING

<b>ENTER DESCRIPTION</b> IEC NO: UAU2017-0870 DRAWN: ITALIA 2017/03/27 CHKD: APPR: VKOSHY 2017/03/29 REV DESCRIPTION	QUALITY SYMBOLS	GENERAL TOLERANCES (UNLESS SPECIFIED)	DIMENSION STYLE	SCALE	DESIGN UNITS	THIRD ANGLE PROJECTION
	▽=0	mm INCH	MM ONLY	1:1	METRIC	
	▽=0	4 PLACES # --- # ---	DRAWN BY SKRA JENDRANA 2016/12/15	DATE	TITLE	
	▽=0	3 PLACES # --- # ---	CHECKED BY VKOSHY 2016/12/15	DATE	ICD - MX123 18/49/56CKT INTERFACE CONNECTION DRW MOLEX	
	ANGULAR ± 1 °	DRAFT WHERE APPLICABLE MUST REMAIN WITHIN DIMENSIONS	MATERIAL NO.	DOCUMENT NO.	SHEET NO.	
	SEE BOM TABLE		SD-34576-0001	2 OF 22		
THIS DRAWING CONTAINS INFORMATION THAT IS PROPRIETARY TO MOLEX INCORPORATED AND SHOULD NOT BE USED WITHOUT WRITTEN PERMISSION						

KEY PRODUCT CHARACTERISTICS  
(IN ACCORDANCE WITH QN 1805 OR ON 1050)



SAFETY/COMPLIANCE

TOTAL ON DRAWING

4



FIT/FUNCTION

LAST NO. USED

4

NO	TYPE	DESCRIPTION	RATIONALE	PAGE/ZONE
1	F/F	32.68	IMPROVE CONNECTOR SYSTEM MATING	15
2	F/F	29.00	INSURE PROPER RELEASE OF LEVER	15
3	F/F	15.25	INSURE FINAL MATE POSITION	16
4	F/F	POSITIONAL TOLERANCE (2 PLACES)	INSURE CONNECTOR SYSTEM MATIBILITY	19

ENTER DESCRIPTION IEC NO: UAU2017-0870 DRAWN: CHITRALIA CHKD: APPR: VKOSHY 2017/03/27 2017/03/29	QUALITY SYMBOLS	GENERAL TOLERANCES (UNLESS SPECIFIED)	DIMENSION STYLE	SCALE	DESIGN UNITS	THIRD ANGLE PROJECTION	
	▽=0	4 PLACES ± 0.13	MM ONLY	1:1	METRIC	☉	
	▽=0	3 PLACES ± 0.25	mm				
	▽=0	2 PLACES ± 0.25	INCH				
		ANGULAR ± 1°	DRAWN BY	DATE	TITLE		
		DRAFT WHERE APPLICABLE MUST REMAIN WITHIN DIMENSIONS	SKRAJENDRANA	2016/12/15	ICD - MX123 18/49/56CKT INTERFACE CONNECTION DRW		
			CHECKED BY	DATE			
			VKOSHY	2016/12/15			
			APPROVED BY	DATE			
			VKOSHY	2017/03/03			
			MATERIAL NO.	DOCUMENT NO.			
			SEE BOM TABLE	SD-34576-0001			
			SIZE				
			D				
			THIS DRAWING CONTAINS INFORMATION THAT IS PROPRIETARY TO MOLEX INCORPORATED AND SHOULD NOT BE USED WITHOUT WRITTEN PERMISSION				
						SHEET NO. 3 OF 22	

ICD - MX123 18/49/56CKT  
INTERFACE CONNECTION DRW  
MOLEX

**molex**

SD-34576-0001

SHEET NO. 3 OF 22

LT	QTY	MFG.	MFG. P/N	DESCRIPTION	Key Option	Wire Dress Option	Key Config.	Color	Status
	1	MOLEX	34575-0003	WIRE HARNESS COVER*	N/A	NA	N/A	BLACK	AVAILABLE
	2	MOLEX	34851-0007	HARN CONN ASM 18 CKT	G	0	1358	BLUE	ACTIVE
	3	MOLEX	34851-0008	HARN CONN ASM 18 CKT	H	0	2458	ST GRAY	ACTIVE
	4	MOLEX	34851-0019	HARN CONN ASM 18 CKT	G	9	1358	BLUE	ACTIVE
	5	MOLEX	34851-0020	HARN CONN ASM 18 CKT	H	9	2458	ST GRAY	ACTIVE
	6	MOLEX	34576-0103	HARN CONN ASM 49 CKT	A	0	1458	BLACK	ACTIVE
	7	MOLEX	34576-0203	HARN CONN ASM 49 CKT	B	0	1468	ST GRAY	NOT ACTIVE
	8	MOLEX	34576-0303	HARN CONN ASM 49 CKT	C	0	2467	BLUE	ACTIVE
	9	MOLEX	34576-1303	HARN CONN ASM 49 CKT	A	9	1458	BLACK	ACTIVE
	10	MOLEX	34576-1403	HARN CONN ASM 49 CKT	B	9	1468	ST GRAY	NOT ACTIVE
	11	MOLEX	34576-1503	HARN CONN ASM 49 CKT	C	9	2467	BLUE	ACTIVE
	12	MOLEX	34576-0703	HARN CONN ASM 56 CKT	G	0	1358	BLUE	AVAILABLE
	13	MOLEX	34576-0803	HARN CONN ASM 56 CKT	H	0	2458	ST GRAY	AVAILABLE
	14	MOLEX	34576-0903	HARN CONN ASM 56 CKT	J	0	2457	BLACK	NOT ACTIVE
	15	MOLEX	34576-1903	HARN CONN ASM 56 CKT	G	9	1358	BLUE	AVAILABLE
	16	MOLEX	34576-2003	HARN CONN ASM 56 CKT	H	9	2458	ST GRAY	NOT ACTIVE
	17	MOLEX	34576-2103	HARN CONN ASM 56 CKT	J	9	2457	BLACK	NOT ACTIVE
	18	MOLEX	34736-0028	MX64 RCPT TERM Ag 0.5mm/0.75mm ISO GA8E B (RIGHT PAYOFF)	N/A	N/A	N/A	N/A	AVAILABLE
	19	MOLEX	34736-0026	MX64 RCPT TERM Ag 0.35mm ISO B (RIGHT PAYOFF)	N/A	N/A	N/A	N/A	AVAILABLE
	20	MOLEX	34586-0001	MX123 0.64MM GROMMET PLUG	N/A	N/A	N/A	N/A	NATURAL AVAILABLE
	21	YAZAKI	7116-4150-02	2.8mm YESC SEALED FEMALE TERMINAL TIN 0.35mm2-0.50mm2	N/A	N/A	N/A	N/A	NOT ACTIVE
	22	YAZAKI	7116-4151-02	2.8mm YESC SEALED FEMALE TERMINAL TIN 0.75mm2-1.0mm2	N/A	N/A	N/A	N/A	NOT ACTIVE
	23	YAZAKI	7116-4152-02	2.8mm YESC SEALED FEMALE TERMINAL TIN 1.5mm2-2.5mm2	N/A	N/A	N/A	N/A	AVAILABLE
	24	YAZAKI	7158-3111-60	2.8mm CABLE SEAL (wire O.D. range 1.2mm-1.9mm)	N/A	N/A	N/A	GREEN	NOT ACTIVE
	25	YAZAKI	7158-3112-70	2.8mm CABLE SEAL (wire O.D. range 1.8mm-2.3mm)	N/A	N/A	N/A	YELLOW	NOT ACTIVE
	26	YAZAKI	7158-3113-40	2.8mm CABLE SEAL (wire O.D. range 2.1mm-3.0mm)	N/A	N/A	N/A	WHITE	AVAILABLE
	27	YAZAKI	7158-3114-90	2.8mm YESC CAVITY PLUG	N/A	N/A	N/A	BLUE	AVAILABLE
	28	DELPHI	33140138	6.35mm APEX RCPT TERM Sn/Ag GRIP CODE-10 (6mm2) - GREASED	N/A	N/A	N/A	N/A	AVAILABLE
	29	DELPHI	33140135	6.35mm APEX RCPT TERM Sn/Ag GRIP CODE-TBD (1mm2) - GREASED	N/A	N/A	N/A	N/A	AVAILABLE
	30	QSR	A-0549C	6.35mm CABLE SEAL (FOR 6.0mm2 WIRE SIZE - 3.6 TO 4.2mm INSULATION OD)	N/A	N/A	N/A	WHITE	AVAILABLE
	31	QSR	A-0549B	6.35mm CABLE SEAL (FOR 0.75-1.25mm2 WIRE SIZE - 1.8 TO 2.3mm INSULATION OD)	N/A	N/A	N/A	BLUE	AVAILABLE
	32	MOLEX	63825-8400	MX64 TERM HAND CRIMP TOOL	N/A	N/A	N/A	N/A	AVAILABLE
	33	MOLEX	63813-1400	MX64 TERM SERVICE TOOL	N/A	N/A	N/A	N/A	AVAILABLE
	34	MOLEX	63902-5300	MX64 CRIMP APPLICATOR with TOOL KIT 0.5/0.75mm2 PAYOFF DIRECTION D (left payoff) (contact Molex for payoff detail)	N/A	N/A	N/A	N/A	AVAILABLE
	35	MOLEX	63902-5370	MX64 APPLICATOR TOOL KIT 0.5/0.75mm2	N/A	N/A	N/A	N/A	AVAILABLE
	36	MOLEX	63902-5100	MX64 CRIMP APPLICATOR with TOOL KIT 0.35mm2 PAYOFF DIRECTION D (left payoff) (contact Molex for payoff detail)	N/A	N/A	N/A	N/A	AVAILABLE
	37	MOLEX	63902-5170	MX64 APPLICATOR TOOL KIT 0.35mm2	N/A	N/A	N/A	N/A	AVAILABLE
	38	SPX	J35616-64	0.64mm PROBE TOOL (for rcpt)	N/A	N/A	N/A	N/A	AVAILABLE
	39	SPX	J35616-64A	0.64mm PROBE TOOL WITH EXT (for rcpt)	N/A	N/A	N/A	N/A	AVAILABLE
	40	SPX	J35616-65	0.64mm PROBE TOOL WITH EXT (for pin)	N/A	N/A	N/A	N/A	AVAILABLE
	41	SPX	J35616-4A	2.8mm PROBE TOOL (for rcpt)	N/A	N/A	N/A	N/A	AVAILABLE
	42	YAZAKI	X39899-J374	2.8mm TERM SERVICE TOOL	N/A	N/A	N/A	N/A	AVAILABLE
	43	TOI	7000-1001	18CKT PASS THROUGH ADAPTERS	N/A	N/A	N/A	BLACK	AVAILABLE
	44	TOI	7000-1004	49CKT PASS THROUGH ADAPTERS	N/A	N/A	N/A	BLACK	AVAILABLE
	45	TOI	79917-0060	56CKT PASS THROUGH ADAPTERS	N/A	N/A	N/A	BLACK	AVAILABLE
	46	MOLEX	63813-1500	6.35mm APEX TERM SERVICE TOOL	N/A	N/A	N/A	N/A	AVAILABLE

\* MX123 WIRE HARNESS COVER MATES TO ANY 18/49/56 CKT MX123 HARN CONN ASSY SHOWN ON THIS TABLE

ENTER DESCRIPTION IEC NO: UAU2017-0870 DRAWN IN ITALY CHKD: APPR: VKOSHY 2017/03/29 2017/03/29	QUALITY SYMBOLS	GENERAL TOLERANCES (UNLESS SPECIFIED)	DIMENSION STYLE	SCALE	DESIGN UNITS	THIRD ANGLE PROJECTION
	▽=0	4 PLACES ± mm ± INCH	MM ONLY	1:1	METRIC	☉
	▽=0	3 PLACES ± 0.13 ± 0.005				
	▽=0	1 PLACE ± 0.25 ± 0.010				
		ANGULAR ± 1°				
		DRAFT WHERE APPLICABLE MUST REMAIN WITHIN DIMENSIONS	SEE BOM TABLE			
			MATERIAL NO.	DOCUMENT NO.		
				SD-34576-0001		
						SHEET NO. 4 OF 22
						THIS DRAWING CONTAINS INFORMATION THAT IS PROPRIETARY TO MOLEX INCORPORATED AND SHOULD NOT BE USED WITHOUT WRITTEN PERMISSION

**NOTES: UNLESS OTHERWISE SPECIFIED**


**1. MATERIAL FOR INTERFACE:**

- A. RESIN:**  
 1. 30% G.F. PBT, 20% MAX. (BY WEIGHT) REGRIND.  
 2. MATING CONNECTOR INTERFACE PART COLOR MUST BE SAME AS MATCHING KEYED HARNESS CONNECTOR ASSEMBLY.  
 3. MUST BE VALIDATED FOR INDIVIDUAL DEVICE APPLICATION REQUIREMENTS.
- B. 0.64MM PINS:**  
 1. BASE MATERIAL: COPPER ALLOY, CONDUCTIVITY >= 28% IACS AT 20°C, TENSILE STRENGTH >= 635 N/mm², SURFACE ROUGHNESS R<sub>a</sub>6 MAX.  
 2. PLATING FINISH: SILVER (Ag) PLATING TO BE 1.9-3.3 μm ELECTRODEPOSITED SEMI-BRIGHT SILVER OVER 1.25-2.25 μm DUCTILE SULPHAMATE NICKEL PER NOTE 1(D).  
 3. ANTI-TARNISH: SYNTHETIC HYDROCARBON CONTACT SURFACE FINISH OR EQUIVALENT APPLIED WITHOUT VOID TO CONTACT AREA (MIN 3.7mm FROM PIN TIP).
- C. 2.8MM BLADE:**  
 1. BASE MATERIAL: COPPER ALLOY, CONDUCTIVITY >= 28% IACS AT 20°C, TENSILE STRENGTH >= 350 N/mm², SURFACE ROUGHNESS R<sub>a</sub>6 MAX.  
 2. PLATING FINISH: TIN PLATING TO BE 2.5-5.0 μm ELECTRODEPOSITED TIN MATTE FINISH OVER 1.25-2.5μm DUCTILE SULPHAMATE NICKEL PER NOTE 1(D).
- D. 6.3MM BLADE:**  
 1. BASE MATERIAL: COPPER ALLOY, CONDUCTIVITY >= 50% IACS AT 20°C,  
 2. PLATING FINISH: SILVER (Ag) PLATING TO BE 1.9-3.3 μm ELECTRODEPOSITED SEMI-BRIGHT SILVER, OVER 1.25-2.5μm DUCTILE SULPHAMATE NICKEL PER NOTE 1(D) WITH ENVIRONMENTAL BARRIER OR  
 TIN/SILVER (ELECTRO-DEPOSITED), UNDERPLATE 0.5-2.0 μm NICKEL OR COPPER, TOP PLATING: 1.0-3.0 μm (SILVER RANGE 3.75-X.XX NO ANTI-TARNISH COATING REQUIRED).

**E. PLATING REQUIREMENTS:**


- 1. SILVER PLATING**  
 a. 99.5% PURE SEMI-BRIGHT WITH NO ORGANIC BRIGHTNERS OR CHROMATES.  
**2. NICKEL PLATING**  
 a. ELECTRODEPOSITED DUCTILE SULFAMATE NICKEL WITH A NON-BRIGHTENED FINISH. NO ORGANIC OR BRIGHTENING AGENTS SHALL BE ALLOWED.  
 b. SHALL ONLY BE USED AS AN UNDERLYING PLATING AND MAY NOT BE USED AS AN ELECTRICAL CONTACT SURFACE PLATING.  
 c. SHALL BE NODULE FREE WHEN VIEWED AT 10X MAGNIFICATION IN MEASURED IN CONTACT SURFACE AREA PLUS 0.5MM PERIMETER AROUND THE CONTACT SURFACE AREA.  
 d. ALL PLATINGS SHALL HAVE A 1.0% MAXIMUM BY WEIGHT IMPURITIES. IMPURITIES ARE DEFINED AS ALL ELEMENTS NOT THE PRIMARY PLATING OR HARDENING AGENT IF APPLICABLE, AS DETERMINED BY WET CHEMICAL ANALYSIS OR AUGER METHOD. NO SINGLE IMPURITY SHALL EXCEED 0.1% MAXIMUM BY WEIGHT.  
**3. TESTING**  
 a. THICKNESS TO BE MEASURED IN CONTACT SURFACE AREA PLUS 0.5MM PERIMETER AROUND THE CONTACT SURFACE AREA AS DESIGNATED IN THE DRAWING. THICKNESS SHALL BE DETERMINED BY METHOD OF X-RAY (XRF).  
 b. PLATING ADHESION SHALL BE TESTED BY A BEND TEST FOR ALL METALS. THE TEST SAMPLE SHALL BE BENT 90 DEGREES TO DETERMINE DEPOSIT ADHESION. TESTING SHALL BE COMPLETED IN ACCORDANCE WITH ASTM SPEC B571.

**2. DESIGN - GENERAL:**

- A. THIS IS A 100% CAD GENERATED PART. THE CAD MATHEMATICAL DATA IS THE MASTER FOR THIS PART. WHERE DIMENSIONS ARE SPECIFIED ON THE DRAWING, THE DRAWING IS THE AUTHORITY FOR DIMENSIONAL VALUES. FOR DIMENSIONAL OR ANY INFORMATION NOT SHOWN ON THIS DRAWING, ANALYZE THE CAD MODEL.**  
**B. DIMENSIONS OBTAINED FROM THE DIGITAL MODEL ARE BASIC:**  
 1. FOR RELATIONSHIPS BETWEEN FEATURES WHEN ESTABLISHED BY GEOMETRIC TOLERANCES.  
 2. FOR THE FORM OF A FEATURE WHEN CONTROLLED BY A PROFILE TOLERANCE.  
 3. FOR THE SIZE, FORM AND/OR RELATIONSHIP BETWEEN FIXED DATUM TARGETS.  
**C. DIMENSIONS OBTAINED FROM THE DIGITAL MODEL ARE ROUNDED TO TWO DECIMAL PLACES (PER IEEE/ASTM SI 10-2002)**  
**D. VIEWS AND SECTIONS ON THIS DRAWING ARE IN ACCORDANCE WITH GM DCS SECTION C3.**  
**E. THE DIGITAL MODEL MUST CORRESPOND TO THE RELEASE LEVEL SHOWN IN THE PART BLOCK ON THIS DOCUMENT.**  
**F. TOLERANCES:**  
 1. LINEAR 0.X ± 0.30  
 0.XX ± 0.10  
 0.XXX ± 0.10  
 2. ANGULAR X° ± 3°  
 3.   
**G. MINIMUM WALL THICKNESS REQUIRED: 1.3mm.**  
**H. CORNERS SHOWN AS SHARP TO BE R 0.2 MAX.**  
**J. LETTERING SHALL BE 0.15 MAX RAISED IN 0.20 MAX RECESS PAD. THIS INCLUDES MATERIAL CODE, RECYCLING CODE, CAVITY ID AND DATE CODE.**  
**K-1. PARTS MUST BE FREE OF DISCOLORATION, SALT RESIDUE AND OTHER IMPERFECTIONS THAT AFFECT FIT OR FUNCTION.**  
**K-2. SCRATCHES OR DENTS NOT TO EXCEED 0.013mm IN DEPTH.**  
**L. FOLLOWING PRODUCTION CODES TO BE PERMANENTLY MARKED & HUMAN READABLE TO A LETTER HEIGHT OF 1.5 ± 0.5MM X 0.3 MAX DEEP**  
 1. MATERIAL #: XXXXX-XXXX  
 2. DATE CODE: JULY (JULIAN DAY, LAST DIGIT OF YEAR)  
 3. INSPECTION MACHINE CODE + SERIAL #: X\_XXXXX

**3. DESIGN - MANUFACTURING:**

- A. DRAFT TO BE WITHIN TOLERANCE.**  
**B. ALLOWABLE FLASH MAX 0.2 HIGH X MAX 0.13 THICK.**  
**C. ALLOWABLE PARTING LINE MISMATCH 0.2 MAX.**  
**D. EJECTOR PINS MARK TO BE FLUSH TO 0.25 MAX DEPRESSED.**  
**E. ALLOWABLE GATE VESTIGE FLUSH TO 0.25 MAX PROTRUSION.**  
**F. NO EXTERNAL MOLD RELEASE AGENT ALLOWED DURING MANUFACTURING.**  
**G. STEEL THAT FORMS THE INDICATED SURFACE MUST BE POLISHED WITH A DIAMOND FINISH (SPI A-2) OVER THE FULL PERIPHERY OF THE TOOL. SURFACE MUST HAVE NO MISMATCH.**  
**H. ANY PROCESS LUBRICANT REMAINING ON THE TERMINAL MUST NOT VARNISH OR DEGRADE IT'S ELECTRICAL PERFORMANCE UP TO A MAXIMUM CLASS AMBIENT TEMPERATURE PER SAE USCAR-2 FOR 1008 HOURS. PROCESS LUBRICANTS SHOULD BE APPROVED BY THE RESPONSIBLE ENGINEER.**  
**J. OPTIONAL FEATURES PROVIDED FOR AUTOMATION.**  
**K. PART MUST BE FREE FROM BURRS AND SHARP EDGES, WHICH MUST BE DETRIMENTAL TO SATISFACTORY ASSEMBLY, SAFE HANDLING OR FUNCTION OF PART.**  
**L. PARTS AS DELIVERED TO ASSEMBLY SHALL BE CLEAN AND FREE OF DEBRIS, RESIDUAL ABRASIVE MATERIAL AND CORROSION PRODUCTS ADVERESLY AFFECTING FUNCTION OR APPEARANCE.**  
**M. RESTRICTED AND REPORTABLE SUBSTANCES FOR PARTS PER GMW3059.**

ENTER DESCRIPTION IEC NO: UAU2017-0870 DRAWN BY: ITALIA CHKD: CHKO APPR: VKOSHY 2017/03/27 2017/03/29 2017/03/29 REV: A4	QUALITY SYMBOLS	GENERAL TOLERANCES (UNLESS SPECIFIED)	DIMENSION STYLE	SCALE	DESIGN UNITS	THIRD ANGLE PROJECTION
	∇=0 ∇=0 ∇=0	mm INCH 4 PLACES ± --- ± --- 3 PLACES ± --- ± --- 2 PLACES ± 0.13 ± --- 1 PLACE ± 0.25 ± --- 0 PLACE ± --- ± ---	MM ONLY	1:1	METRIC	ICD - MX123 18/49/56CKT INTERFACE CONNECTION DRW MOLEX
DRAFT WHERE APPLICABLE MUST REMAIN WITHIN DIMENSIONS		ANGULAR ± 1 ° SEE BOM TABLE	DRAWN BY: SKRA JENDRANA CHECKED BY: VKOSHY APPROVED BY: VKOSHY DATE: 2016/12/15 DATE: 2016/12/15 DATE: 2017/03/03	MATERIAL NO: DOCUMENT NO: SD-34576-0001	SHEET NO: 5 OF 22	
THIS DRAWING CONTAINS INFORMATION THAT IS PROPRIETARY TO MOLEX INCORPORATED AND SHOULD NOT BE USED WITHOUT WRITTEN PERMISSION						

NOTES: UNLESS OTHERWISE SPECIFIED

4. SYSTEM REQUIREMENTS:

A. HARNESS CONNECTOR IS COMPATIBLE WITH THE FOLLOWING WIRE SIZE NO'S:  
 0.35mm<sup>2</sup>, MEETING GMW15626 - MIN OD OF 1.20MM  
 0.50mm<sup>2</sup>, MEETING GMW15626  
 0.75mm<sup>2</sup>, MEETING GMW15626 - MAX OD OF 2.06MM

B. CABLE TIE SPECIFICATIONS:

1. CABLE TIE:
  - TENSILE RATING: 220N / (50lbs) MIN
  - TIE LENGTH: 186mm MIN
  - TIE WIDTH: 4.75mm MAX
  - MATERIAL: NYLON
2. INSTALLATION:
  - CABLE TIE TENSION: 190N MIN
3. DRESSED WIRE BUNDLE PACKAGING: SEE FIG. 1

C. WHEN MATED WITH COMPONENT CONNECTOR INTERFACE AND/OR DRESS COVER, HARNESS CONNECTOR SYSTEM CONFORMS TO THE FOLLOWING:

1. SAE/USCAR-2, REV: 3 APRIL, 2001, CLASS 3
2. FIELD CORRELATED LIFE TEST, SAE/USCAR-20, NOV. 2001
3. GMW #3191 AUGUST 22, 2000 (DRAFT); TEMPERATURE CLASS 3 (145°C), SEALING CLASS 1 (HIGH PRESSURE SPRAY), VIBRATION CLASS 2 (ON BODY)
4. TPA USER FORCES (FULLY POPULATED WITH TERMINALS)
  - a. REMOVAL FROM LOCK TO PRE-SET: <=120N

D. WIRE SPECIFICATIONS:

1. WIRE SURFACE MUST BE FREE OF SCRATCHES, GROOVES OR DENTS WHERE FUNCTIONAL

5. TERMINAL CURRENT RATINGS:

A. MX64 RCPT TERM

ALL TESTING DONE IN ACCORDANCE WITH USCAR-2 REV5 SECTION 5.3

1. MX64 RCPT TERM Ag 0.50/0.75mm<sup>2</sup> CRIMPED TO 0.75mm<sup>2</sup> ISO WIRE AND MATED TO MX123 0.64MM PIN: SEE TABLE BELOW
2. MX64 RCPT TERM Ag 0.35mm<sup>2</sup> CRIMPED TO 0.35mm<sup>2</sup> ISO WIRE AND MATED TO MX123 0.64MM PIN: SEE TABLE BELOW

WIRE	CURRENT RATING			
	23 °C	85 °C	105 °C	125 °C
0.75mm <sup>2</sup>	11.3A	11.3A	9.5A	6.6A
0.50mm <sup>2</sup>	10.0A	10.0A	8.3A	5.7A
0.35mm <sup>2</sup>	8.5A	8.5A	7.1A	5.0A

B. 2.8MM RCPT TERM

ALL TESTING DONE IN ACCORDANCE WITH MOLEX DVP&R 0279 (TR# 7125)

1. 2.8MM RCPT TERM TIN 2.0mm<sup>2</sup> CRIMPED TO 2.0mm<sup>2</sup> ISO WIRE AND MATED TO MX123 2.8MM BLADE: 25.6 AMPS AT 125°C

C. 6.3MM RCPT TERM - DELPHI APEX

ALL TESTING DONE IN ACCORDANCE WITH USCAR-2 REV5 SECTION 5.3

1. 6.3MM RCPT TERM TIN/SILVER CRIMPED TO 6.0MM BLADE (Sn/Ag PLATED): 36A AT 125°C
6. CONTACT MOLEX AUTOMOTIVE FOR AVAILABLE CUSTOM PATTERNS OF CAVITIES OPEN FOR CIRCUITS - SEE GM DRAWING 13507495

ENTER DESCRIPTION IEC NO: UAU2017-0870 DRAWN: CHITALLA CHKD: APPR: VKOSHY 2017/03/29 REV:	QUALITY SYMBOLS	GENERAL TOLERANCES (UNLESS SPECIFIED)	DIMENSION STYLE	SCALE	DESIGN UNITS	THIRD ANGLE PROJECTION	
	▽=0	4 PLACES ± --- ± ---	MM ONLY	1:1	METRIC	☉	
	▽=0	3 PLACES ± --- ± ---	mm INCH	DRAWN BY	DATE	TITLE	
	▽=0	2 PLACES ± 0.13 ± ---	SKRAJENDRANA 2016/12/15	CHECKED BY	DATE	ICD - MX123 18/49/56CKT INTERFACE CONNECTION DRW MOLEX	
		1 PLACE ± 0.25 ± ---	APPROVED BY	DATE			
		0 PLACE ± --- ± ---	VKOSHY 2017/03/03				
		ANGULAR ± 1 °	MATERIAL NO.	DOCUMENT NO.			
		DRAFT WHERE APPLICABLE MUST REMAIN WITHIN DIMENSIONS	SEE BOM TABLE	SD-34576-0001			
			SIZE D	THIS DRAWING CONTAINS INFORMATION THAT IS PROPRIETARY TO MOLEX INCORPORATED AND SHOULD NOT BE USED WITHOUT WRITTEN PERMISSION		SHEET NO. 6 OF 22	



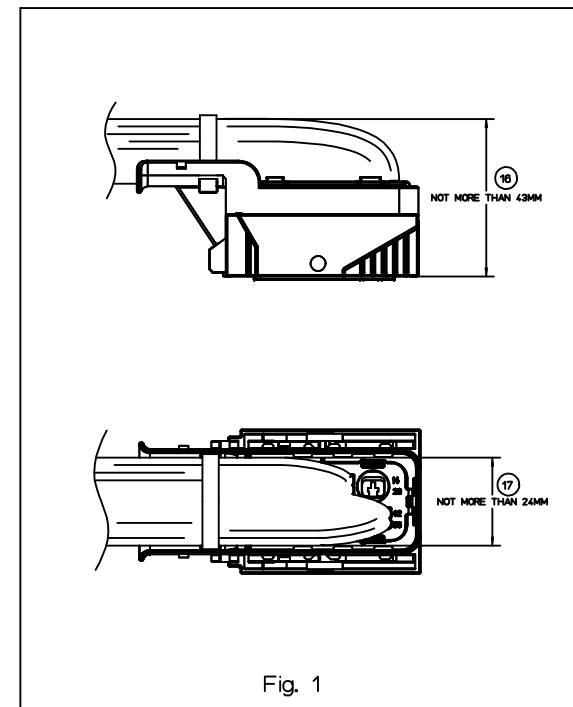
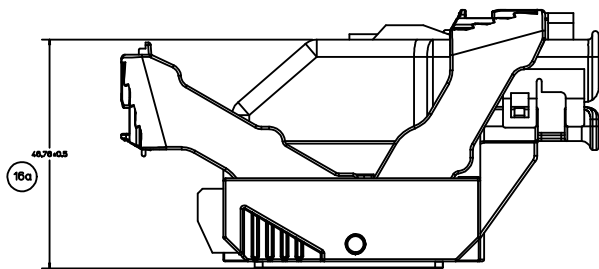
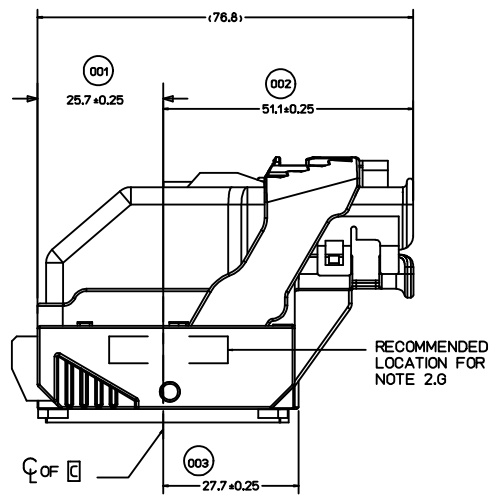
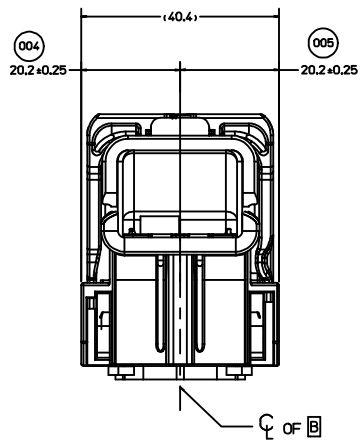


Fig. 1

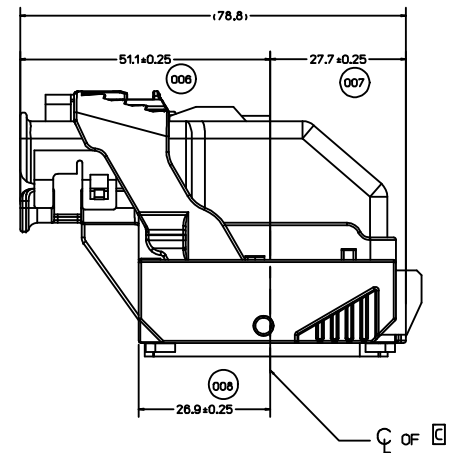
<b>ENTER DESCRIPTION</b> IEC NO: UAU2017-0870 DRAWN: CHITALIA 2017/03/27 CHKD: APPR: VKOSHY 2017/03/29	QUALITY SYMBOLS	GENERAL TOLERANCES (UNLESS SPECIFIED)	DIMENSION STYLE	SCALE	DESIGN UNITS	THIRD ANGLE PROJECTION
	∇=0 ∇=0 ∇=0	mm INCH 4 PLACES ± --- ± --- 3 PLACES ± --- ± --- 2 PLACES ± 0.13 ± --- 1 PLACE ± 0.25 ± --- 0 PLACE ± --- ± ---	MM ONLY	1:1	METRIC	SKRAJENDRANA 2016/12/15 VKOSHY 2016/12/15 VKOSHY 2017/03/03
A4 SIZE D	ANGULAR ± 1 ° DRAFT WHERE APPLICABLE MUST REMAIN WITHIN DIMENSIONS	SEE BOM TABLE	MATERIAL NO. DOCUMENT NO.	TITLE ICD - MX123 18/49/56CKT INTERFACE CONNECTION DRW MOLEX <b>molex</b> SD-34576-0001	SHEET NO. 7 OF 22	



WIRE DRESS OPTION 0 SHOWN

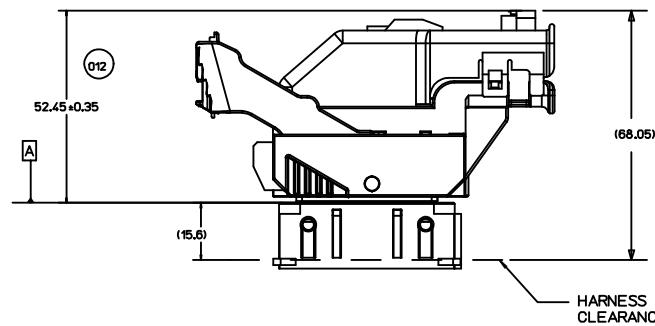


WIRE DRESS OPTION 0 SHOWN

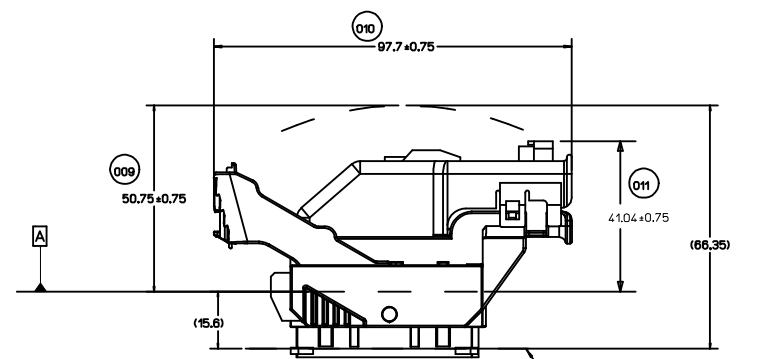


WIRE DRESS OPTION 9 SHOWN

<b>ENTER DESCRIPTION</b> IEC NO: UAU2017-0870 DRAWN: ACHITALLIA 2017/03/27 CHYD: APPR: VKOSHY 2017/03/29	QUALITY SYMBOLS	GENERAL TOLERANCES (UNLESS SPECIFIED)	DIMENSION STYLE	SCALE	DESIGN UNITS	THIRD ANGLE PROJECTION																		
	$\nabla=0$ $\nabla=0$ $\nabla=0$	<table border="1"> <thead> <tr> <th></th> <th>mm</th> <th>INCH</th> </tr> </thead> <tbody> <tr> <td>4 PLACES</td> <td>±---</td> <td>±---</td> </tr> <tr> <td>3 PLACES</td> <td>±---</td> <td>±---</td> </tr> <tr> <td>2 PLACES</td> <td>±0.13</td> <td>±---</td> </tr> <tr> <td>1 PLACE</td> <td>±0.25</td> <td>±---</td> </tr> <tr> <td>0 PLACE</td> <td>±---</td> <td>±---</td> </tr> </tbody> </table>		mm	INCH	4 PLACES	±---	±---	3 PLACES	±---	±---	2 PLACES	±0.13	±---	1 PLACE	±0.25	±---	0 PLACE	±---	±---	MM ONLY	1:1	METRIC	
		mm	INCH																					
	4 PLACES	±---	±---																					
3 PLACES	±---	±---																						
2 PLACES	±0.13	±---																						
1 PLACE	±0.25	±---																						
0 PLACE	±---	±---																						
DRAWN BY: SKRAJENDRANA 2016/12/15 CHECKED BY: VKOSHY 2016/12/15 APPROVED BY: VKOSHY 2017/03/03	ANGULAR ± 1° DRAFT WHERE APPLICABLE MUST REMAIN WITHIN DIMENSIONS	SEE BOM TABLE	MATERIAL NO. DATE	DOCUMENT NO. DATE	TITLE ICD - MX123 18/49/56CKT INTERFACE CONNECTION DRW MOLEX	SHEET NO. 8 OF 22																		
<b>A4</b> SIZE D	THIS DRAWING CONTAINS INFORMATION THAT IS PROPRIETARY TO MOLEX INCORPORATED AND SHOULD NOT BE USED WITHOUT WRITTEN PERMISSION																							

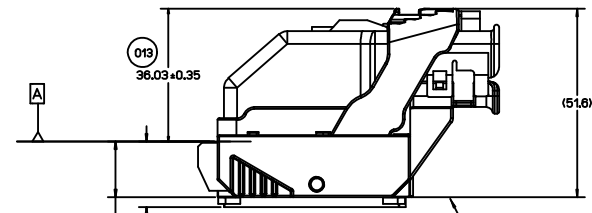


HARNESS CONNECTOR CLEARANCE LINE



HARNESS CONNECTOR ASSEMBLY IN PRE-LOCK POSITION

HARNESS CONNECTOR CLEARANCE LINE



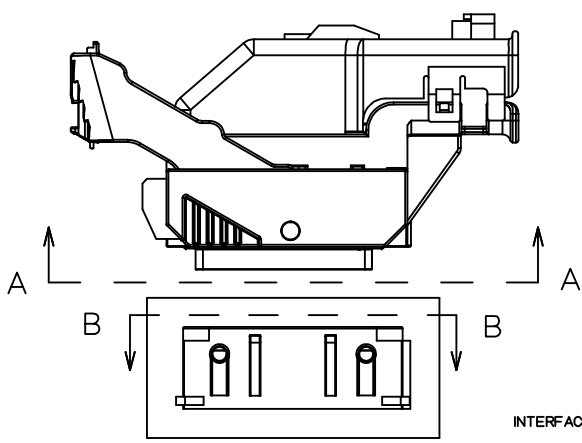
HARNESS CONNECTOR CLEARANCE LINE

HARNESS CONNECTOR ASSEMBLY IN FULLY-MATED POSITION

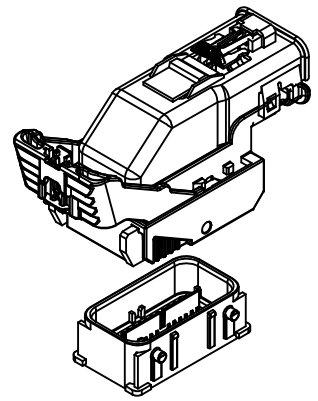
015  
7.9 MIN. AT PAD LOCATION  
CLEARANCE REQUIRED  
FOR HARNESS CONNECTOR.  
CONSTRUCTION BELOW THIS  
PLANE IS NOT CONTROLLED

014  
15.6 MIN.  
ALL AROUND  
CLEARANCE REQUIRED  
FOR HARNESS CONNECTOR

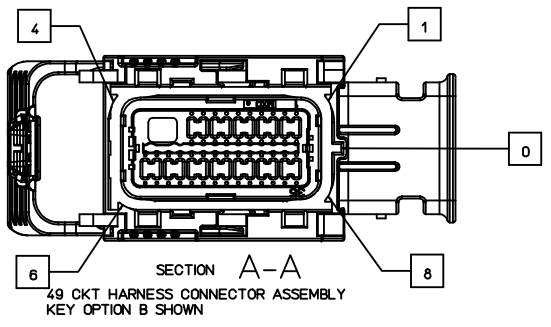
ENTER DESCRIPTION IEC NO: UAU2017-0870 DRAWN IN ITALY CHKD: APPR:VKOSHY 2017/03/27 2017/03/29 A4	QUALITY SYMBOLS	GENERAL TOLERANCES (UNLESS SPECIFIED)	DIMENSION STYLE	SCALE	DESIGN UNITS	THIRD ANGLE PROJECTION	
	▽=0	4 PLACES ± mm ± INCH	MM ONLY	1:1	METRIC	☉	
	▽=0	3 PLACES ± 0.13					
	▽=0	2 PLACES ± 0.25					
		ANGULAR ± 1 °					
		DRAFT WHERE APPLICABLE MUST REMAIN WITHIN DIMENSIONS					
			DRAWN BY SKRAJENDRANA	DATE 2016/12/15	TITLE ICD - MX123 18/49/56CKT INTERFACE CONNECTION DRW		
			CHECKED BY VKOSHY	DATE 2016/12/15	MOLEX		
			APPROVED BY VKOSHY	DATE 2017/03/03			
			MATERIAL NO.	DOCUMENT NO.		SHEET NO.	
			SEE BOM TABLE	SD-34576-0001		9 OF 22	
			THIS DRAWING CONTAINS INFORMATION THAT IS PROPRIETARY TO MOLEX INCORPORATED AND SHOULD NOT BE USED WITHOUT WRITTEN PERMISSION				



INTERFACE SIDE SHOWN IN ALL SECTION VIEWS

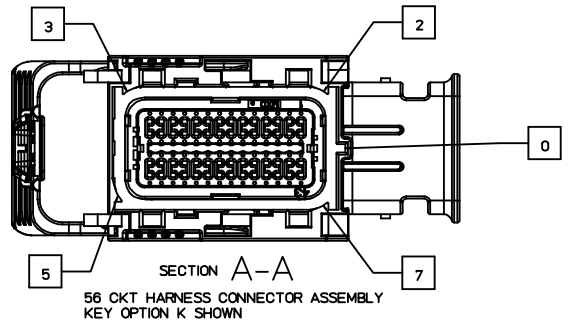


NOTE: REFERENCE THE COMPONENT TABLE FOR KEY OPTIONS AND CONFIGURATIONS



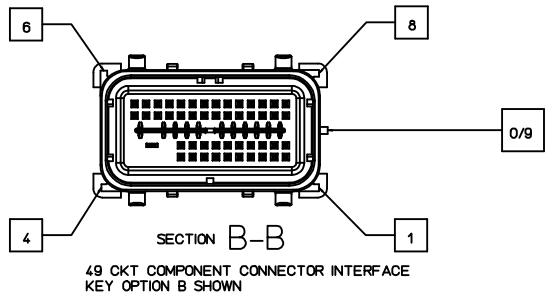
SECTION A-A

49 CKT HARNESS CONNECTOR ASSEMBLY  
KEY OPTION B SHOWN



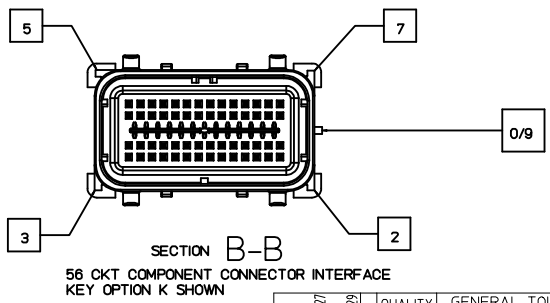
SECTION A-A

56 CKT HARNESS CONNECTOR ASSEMBLY  
KEY OPTION K SHOWN



SECTION B-B

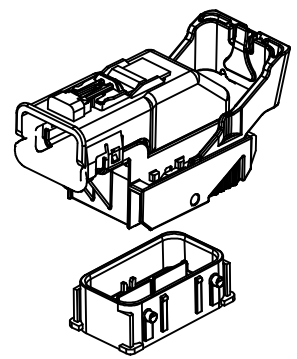
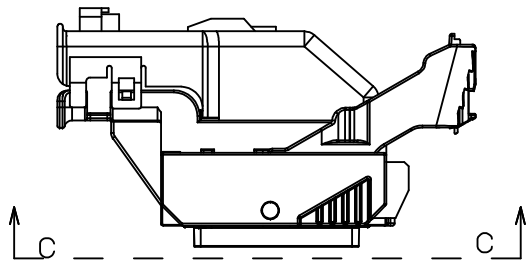
49 CKT COMPONENT CONNECTOR INTERFACE  
KEY OPTION B SHOWN



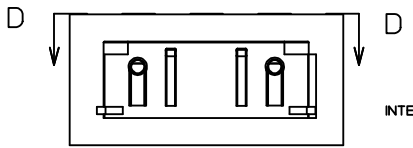
SECTION B-B

56 CKT COMPONENT CONNECTOR INTERFACE  
KEY OPTION K SHOWN

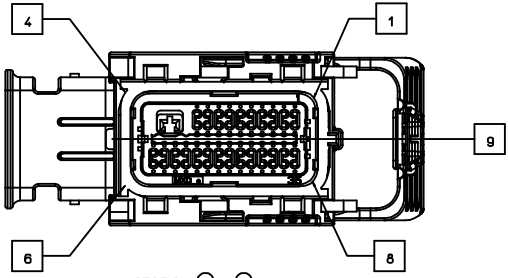
ENTER DESCRIPTION IEC NO: UAU2017-0870 DRAWN: CHAITALIA CHKD: APPR: VKOSHY 2017/03/27 2017/03/29 A4	QUALITY SYMBOLS	GENERAL TOLERANCES (UNLESS SPECIFIED)	DIMENSION STYLE	SCALE	DESIGN UNITS	THIRD ANGLE PROJECTION	
	▽=0	4 PLACES ± --- INCH	MM ONLY	1:1	METRIC		
	▽=0	3 PLACES ± 0.13					
	▽=0	2 PLACES ± 0.25					
		ANGULAR ± 1 °					
		DRAFT WHERE APPLICABLE MUST REMAIN WITHIN DIMENSIONS					
			MATERIAL NO.	DOCUMENT NO.		SHEET NO.	
			SEE BOM TABLE	SD-34576-0001		10 OF 22	
			THIS DRAWING CONTAINS INFORMATION THAT IS PROPRIETARY TO MOLEX INCORPORATED AND SHOULD NOT BE USED WITHOUT WRITTEN PERMISSION				



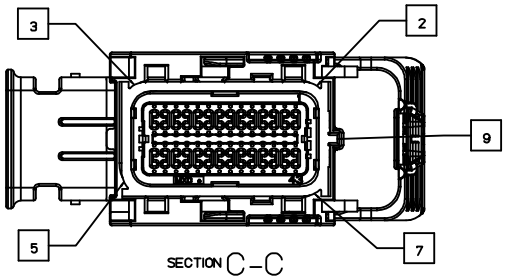
NOTE: REFERENCE THE COMPONENT TABLE FOR KEY OPTIONS AND CONFIGURATIONS



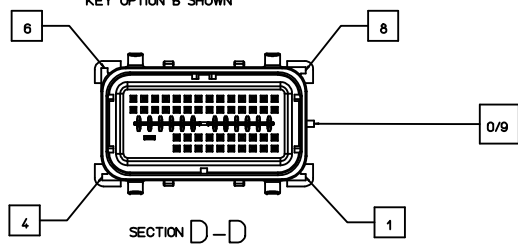
INTERFACE SIDE SHOWN ON ALL SECTION VIEWS



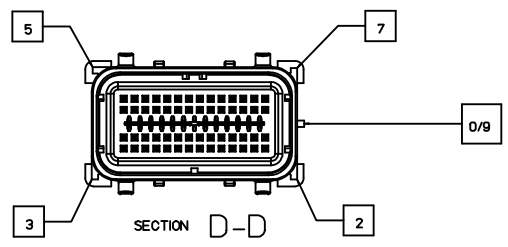
SECTION C-C  
49 CKT HARNESS CONNECTOR ASSEMBLY  
KEY OPTION B SHOWN



SECTION C-C  
56 CKT HARNESS CONNECTOR ASSEMBLY  
KEY OPTION K SHOWN



SECTION D-D  
49 CKT COMPONENT CONNECTOR INTERFACE  
KEY OPTION B SHOWN



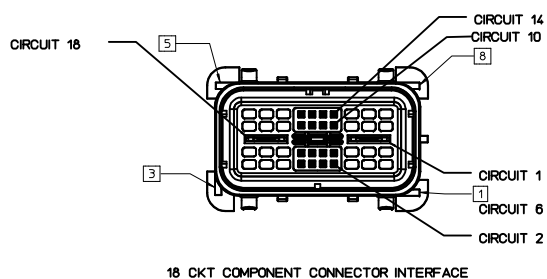
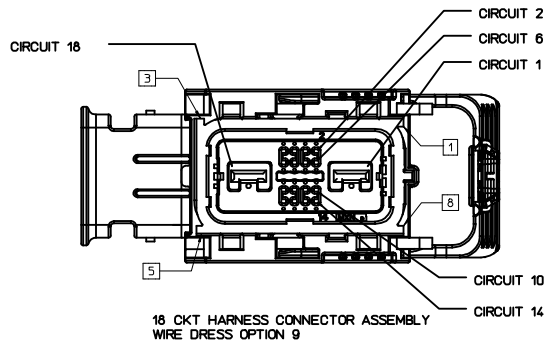
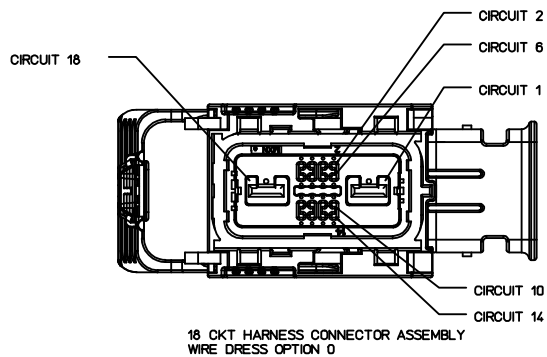
SECTION D-D  
56 CKT COMPONENT CONNECTOR INTERFACE  
KEY OPTION K SHOWN

ENTER DESCRIPTION IEC NO. UAU2017-0870 DRAWN: CHITALIA 2017/03/27 CHKD: APPR: VKOSHY 2017/03/29	QUALITY SYMBOLS	GENERAL TOLERANCES (UNLESS SPECIFIED)	DIMENSION STYLE	SCALE	DESIGN UNITS	THIRD ANGLE PROJECTION
	▽=0	4 PLACES ±	MM ONLY	1:1	METRIC	☉
	▽=0	3 PLACES ±				
	▽=0	2 PLACES ±0.13				
	1 PLACE ±0.25	ANGULAR ± 1°				
	0 PLACE ±	DRAFT WHERE APPLICABLE MUST REMAIN WITHIN DIMENSIONS	SEE BOM TABLE			
			MATERIAL NO.	DOCUMENT NO.		SHEET NO.
				SD-34576-0001		11 OF 22

TITLE  
ICD - MX123 18/49/56CKT  
INTERFACE CONNECTION DRW  
MOLEX

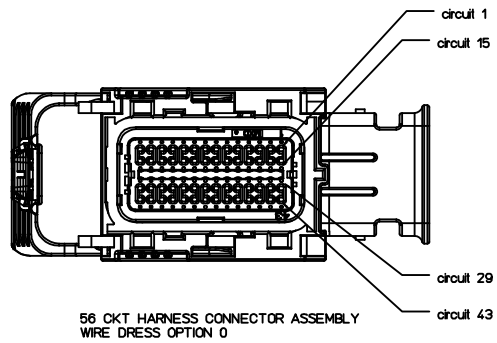
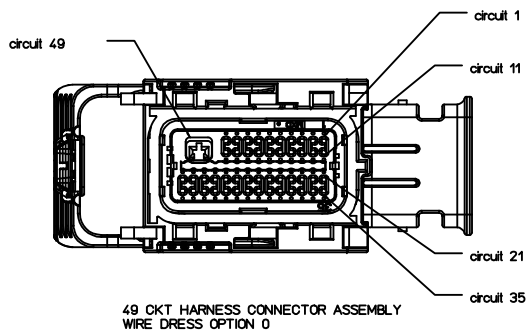
**molex**

THIS DRAWING CONTAINS INFORMATION THAT IS PROPRIETARY TO MOLEX INCORPORATED AND SHOULD NOT BE USED WITHOUT WRITTEN PERMISSION

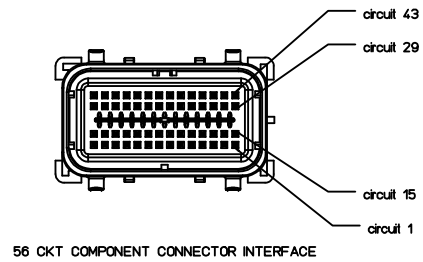
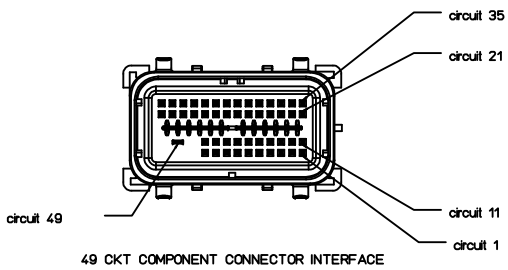
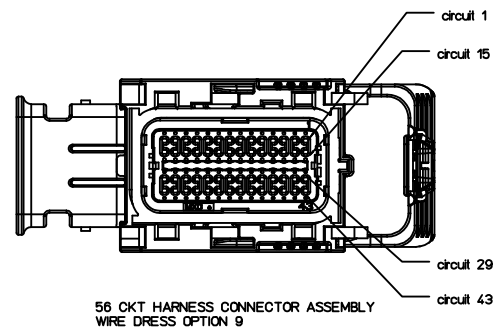
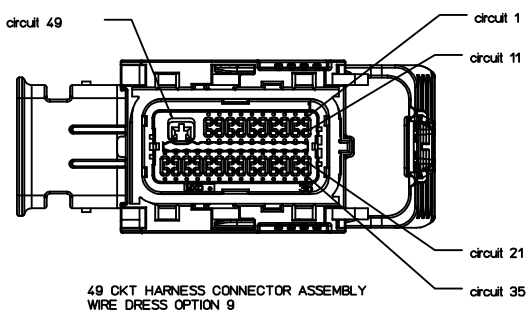


INTERFACE SIDE SHOWN ON ALL VIEWS

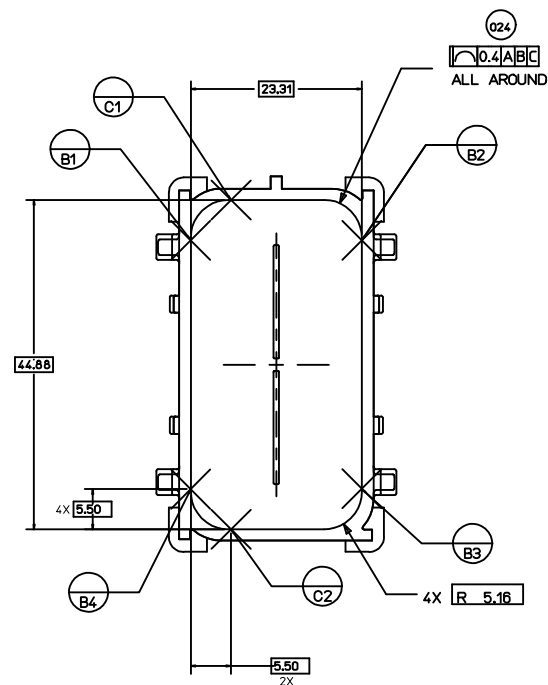
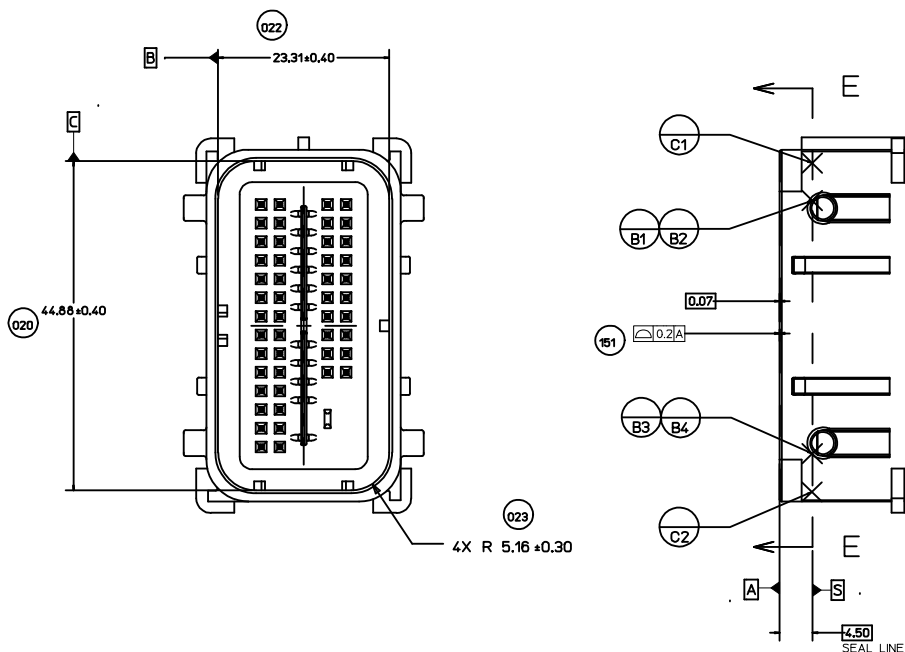
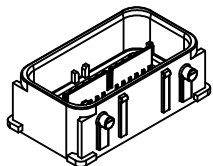
<b>ENTER DESCRIPTION</b> IEC NO: UAU2017-0870 DRAWN: ACHITALLIA 2017/03/27 CHKD: APPR: VKOSHY 2017/03/29 REV DESCRIPTION	QUALITY SYMBOLS	GENERAL TOLERANCES (UNLESS SPECIFIED)	DIMENSION STYLE	SCALE	DESIGN UNITS	THIRD ANGLE PROJECTION
	▽=0	mm INCH	MM ONLY	1:1	METRIC	
	▽=0	4 PLACES ± 0.13				
	▽=0	3 PLACES ± 0.25				
		ANGULAR ± 1°				
		DRAFT WHERE APPLICABLE MUST REMAIN WITHIN DIMENSIONS	SEE BOM TABLE			
			MATERIAL NO.	DOCUMENT NO.		
				SD-34576-0001		
						SHEET NO. 12 OF 22
						THIS DRAWING CONTAINS INFORMATION THAT IS PROPRIETARY TO MOLEX INCORPORATED AND SHOULD NOT BE USED WITHOUT WRITTEN PERMISSION



INTERFACE SIDE SHOWN ON ALL VIEWS



<b>ENTER DESCRIPTION</b> IEC NO: UAU2017-0870 DRAWN BY: DRWNA/ITALIA CHKD: APPR:VKOSHY DATE: 2017/03/27 2017/03/29	QUALITY SYMBOLS	GENERAL TOLERANCES (UNLESS SPECIFIED)	DIMENSION STYLE	SCALE	DESIGN UNITS	THIRD ANGLE PROJECTION
	▽=0	4 PLACES ± mm ± INCH	MM ONLY	1:1	METRIC	
	▽=0	3 PLACES ± 0.13				
	▽=0	2 PLACES ± 0.25				
		ANGULAR ± 1°				
		DRAFT WHERE APPLICABLE MUST REMAIN WITHIN DIMENSIONS				
			DRAWN BY: SKRAJENDRANA	DATE: 2016/12/15	TITLE: ICD - MX123 18/49/56CKT INTERFACE CONNECTION DRW	
			CHECKED BY: VKOSHY	DATE: 2016/12/15		
			APPROVED BY: VKOSHY	DATE: 2017/03/03		
			MATERIAL NO. SEE BOM TABLE	DOCUMENT NO. SD-34576-0001		
						SHEET NO. 13 OF 22

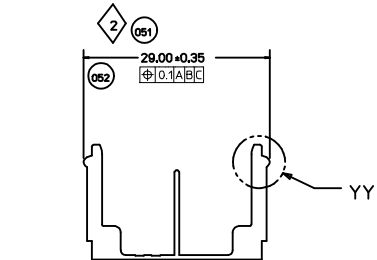
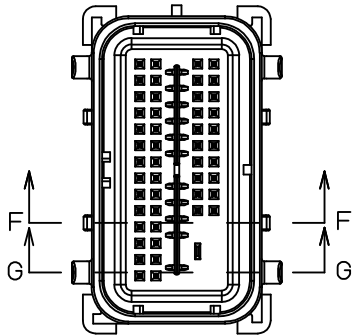


SECTION E-E  
(AT SEAL LINE)

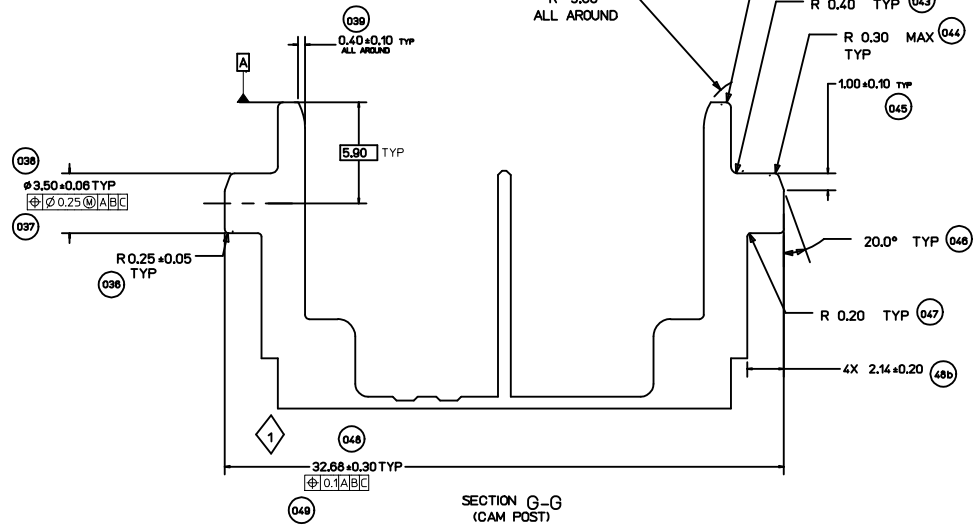
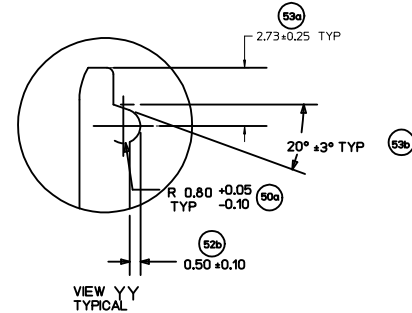
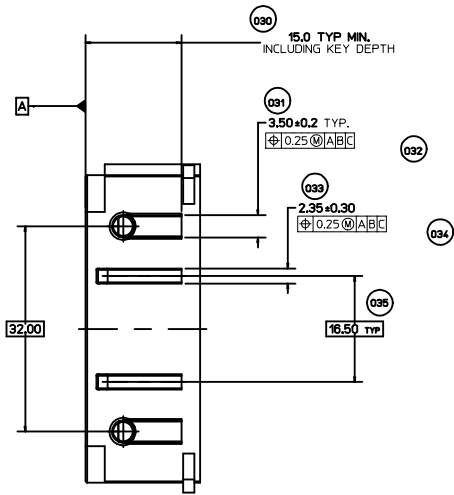
UNLESS SPECIFIED, TOLERANCE OF THE DEVICE INTERFACE TO BE  $\boxed{0.13|ABC}$

<b>ENTER DESCRIPTION</b> IEC NO: UAU2017-0870 DRAWN BY: SKRAJENDRANA CHKD: CHYK APPR: VKOSHY DATE: 2017/03/27 2017/03/29	QUALITY SYMBOLS	GENERAL TOLERANCES (UNLESS SPECIFIED)	DIMENSION STYLE	SCALE	DESIGN UNITS	THIRD ANGLE PROJECTION	
	$\nabla=0$ $\nabla=0$ $\nabla=0$	4 PLACES ± --- ± --- 3 PLACES ± --- ± --- 2 PLACES ± 0.13 ± --- 1 PLACE ± 0.25 ± --- 0 PLACE ± --- ± ---	mm INCH ANGULAR ± 1 ° DRAFT WHERE APPLICABLE MUST REMAIN WITHIN DIMENSIONS	MM ONLY DRAWN BY: SKRAJENDRANA CHECKED BY: VKOSHY APPROVED BY: VKOSHY DATE: 2016/12/15 DATE: 2016/12/15 DATE: 2017/03/03	1:1	METRIC	ICD - MX123 18/49/56CKT INTERFACE CONNECTION DRW MOLEX <b>molex</b>
	MATERIAL NO: SEE BOM TABLE	DOCUMENT NO: SD-34576-0001	SHEET NO: 14 OF 22				
	THIS DRAWING CONTAINS INFORMATION THAT IS PROPRIETARY TO MOLEX INCORPORATED AND SHOULD NOT BE USED WITHOUT WRITTEN PERMISSION						

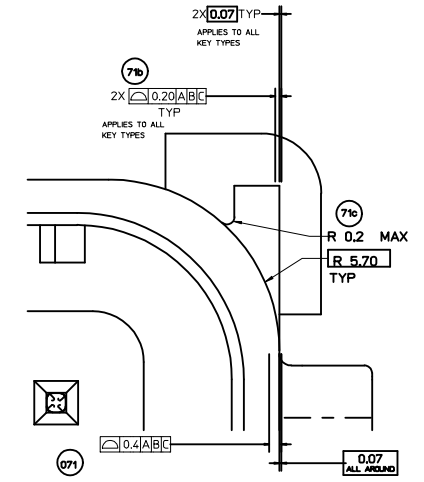
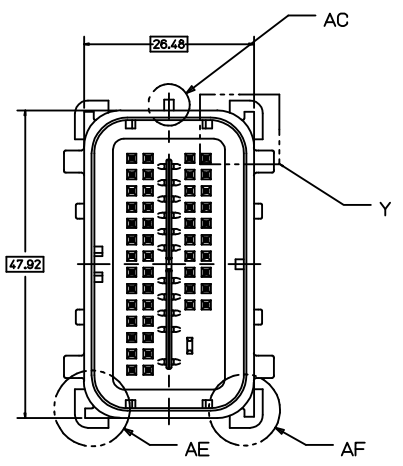
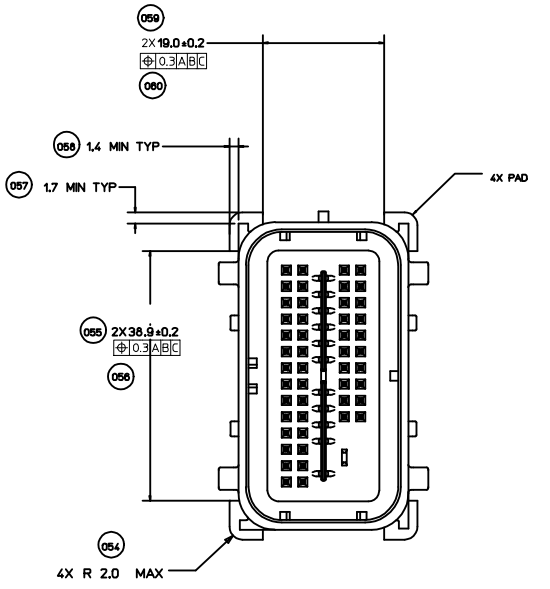




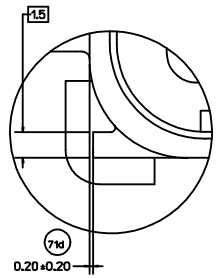
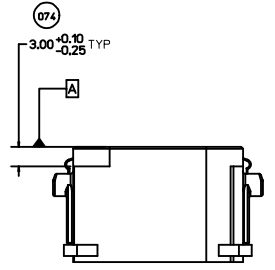
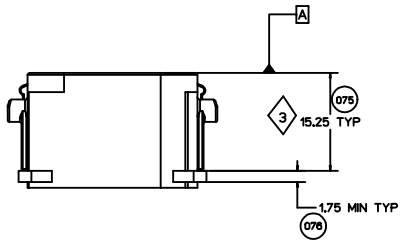
SECTION F-F  
(RELEASE FEATURE)



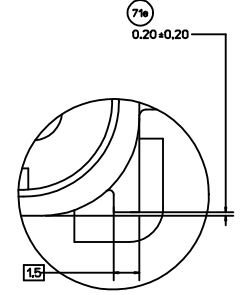
<b>ENTER DESCRIPTION</b> ELEC NO: UAU2017-0870 DRAWN: ITALIA 2017/03/27 CHKD: APPR: VKOSHY 2017/03/29	QUALITY SYMBOLS	GENERAL TOLERANCES (UNLESS SPECIFIED)	DIMENSION STYLE	SCALE	DESIGN UNITS	THIRD ANGLE PROJECTION
	▽=0	mm	MM ONLY	1:1	METRIC	☉
	▽=0	INCH	4 PLACES +--- +---	DRAWN BY	DATE	TITLE
	▽=0	INCH	3 PLACES +--- +---	SKRAJENDRANA	2016/12/15	ICD - MX123 18/49/56CKT
▽=0	INCH	2 PLACES +.13 +---	CHECKED BY	DATE	INTERFACE CONNECTION DRW	<b>molex</b> SD-34576-0001
▽=0	INCH	1 PLACE ±0.25 +---	VKOSHY	2016/12/15	MOLEX	
▽=0	INCH	0 PLACE +--- +---	APPROVED BY	DATE		SHEET NO.
		ANGULAR ± 1 °	VKOSHY	2017/03/03		15 OF 22
		DRAFT WHERE APPLICABLE MUST REMAIN WITHIN DIMENSIONS	MATERIAL NO.	DOCUMENT NO.		
			SEE BOM TABLE			



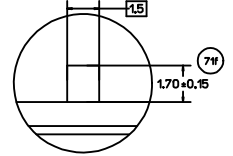
DETAIL Y



VIEW AE  
KEY TYPE 2

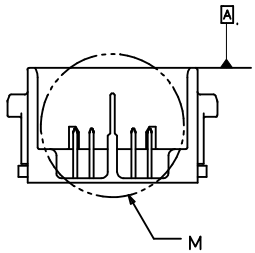
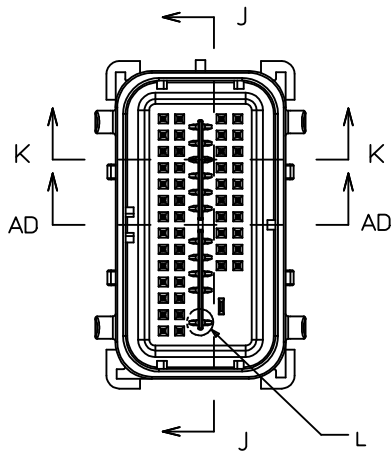


VIEW AF  
KEY TYPE 1

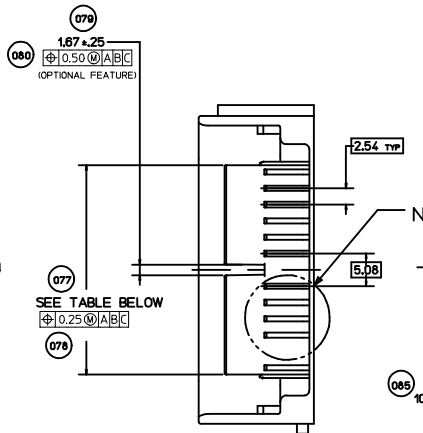


VIEW AC  
KEY TYPE 3

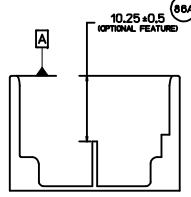
<b>ENTER DESCRIPTION</b> IEC NO: UAU2017-0870 DRAWN: CHITALLA CHKD: APPR: VKOSHY 2017/03/27 2017/03/29 A4	QUALITY SYMBOLS ∇=0 ∇=0 ∇=0	GENERAL TOLERANCES (UNLESS SPECIFIED) mm INCH 4 PLACES ± --- ± --- 3 PLACES ± --- ± --- 2 PLACES ± 0.13 ± --- 1 PLACE ± 0.25 ± --- 0 PLACE ± --- ± --- ANGULAR ± 1 ° DRAFT WHERE APPLICABLE MUST REMAIN WITHIN DIMENSIONS	DIMENSION STYLE MM ONLY DRAWN BY: SKRAJENDRANA DATE: 2016/12/15 CHECKED BY: VKOSHY DATE: 2016/12/15 APPROVED BY: VKOSHY DATE: 2017/03/03	SCALE 1:1 DESIGN UNITS METRIC THIRD ANGLE PROJECTION	TITLE ICD - MX123 18/49/56CKT INTERFACE CONNECTION DRW MOLEX molex	MATERIAL NO. SEE BOM TABLE	DOCUMENT NO. SD-34576-0001	SHEET NO. 16 OF 22
	THIS DRAWING CONTAINS INFORMATION THAT IS PROPRIETARY TO MOLEX INCORPORATED AND SHOULD NOT BE USED WITHOUT WRITTEN PERMISSION							
	SIZE D							
	ICD - MX123 18/49/56CKT INTERFACE CONNECTION DRW MOLEX							



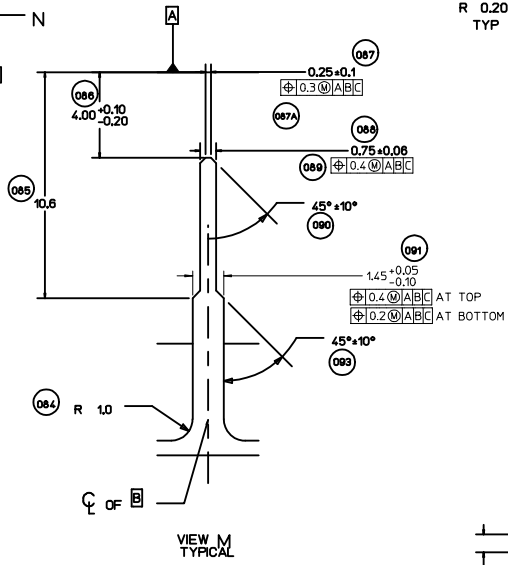
SECTION K-K



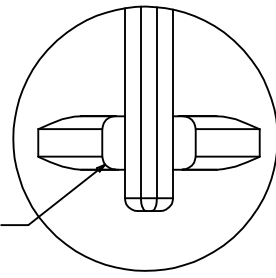
SECTION J-J



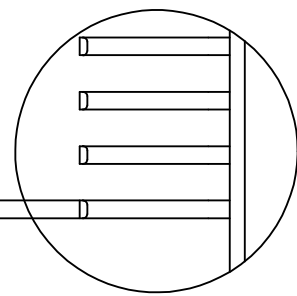
SECTION AD-AD



VIEW M TYPICAL



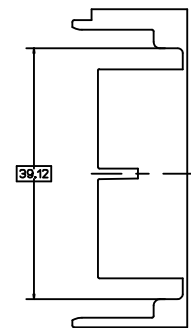
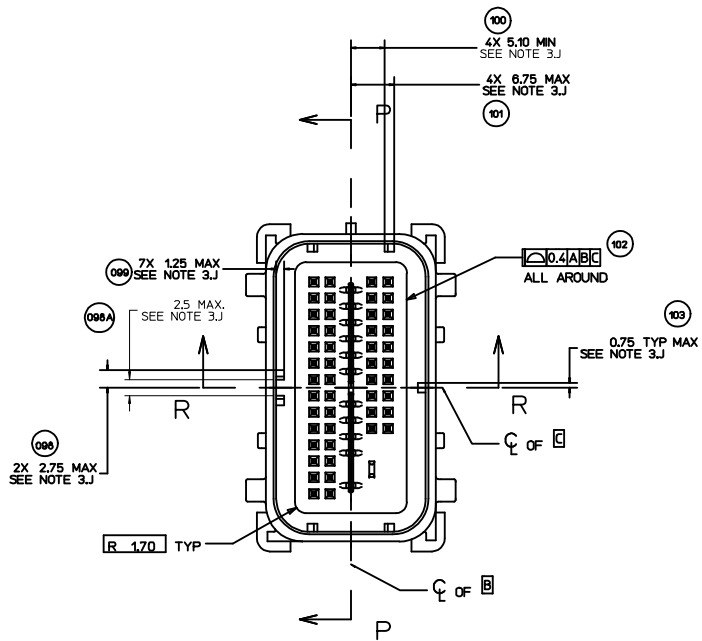
VIEW L



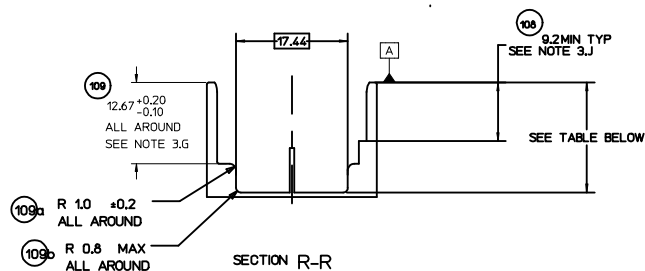
VIEW N

CKT	DIM (077)
49 / 56 CKT	32.60 +0.10/-0.60
18 CKT	10.04 +0.10/-0.60

<b>ENTER DESCRIPTION</b> IEC NO: UAU2017-0870 DRAWN IN ITALY 2017/03/27 CHKD: CHYK: APPR: VKOSHY 2017/03/29 REV DESCRIPTION	QUALITY SYMBOLS	GENERAL TOLERANCES (UNLESS SPECIFIED)	DIMENSION STYLE	SCALE	DESIGN UNITS	THIRD ANGLE PROJECTION	
	∇=0 ∇=0 ∇=0	4 PLACES ± mm ± INCH 3 PLACES ± --- ± --- 2 PLACES ± 0.13 ± --- 1 PLACE ± 0.25 ± --- 0 PLACE ± --- ± ---	MM ONLY	1:1	METRIC	SKRA JENDRANA 2016/12/15 VKOSHY 2016/12/15 VKOSHY 2017/03/03	
	ANGULAR ± 1 ° DRAFT WHERE APPLICABLE MUST REMAIN WITHIN DIMENSIONS	SEE BOM TABLE THIS DRAWING CONTAINS INFORMATION THAT IS PROPRIETARY TO MOLEX INCORPORATED AND SHOULD NOT BE USED WITHOUT WRITTEN PERMISSION	SKRA JENDRANA 2016/12/15 VKOSHY 2016/12/15 VKOSHY 2017/03/03	ICD - MX123 18/49/56CKT INTERFACE CONNECTION DRW MOLEX	MATERIAL NO. SD-34576-0001	DOCUMENT NO. SD-34576-0001	SHEET NO. 17 OF 22
	A4	SEE BOM TABLE	MOLEX	MOLEX	MOLEX	MOLEX	



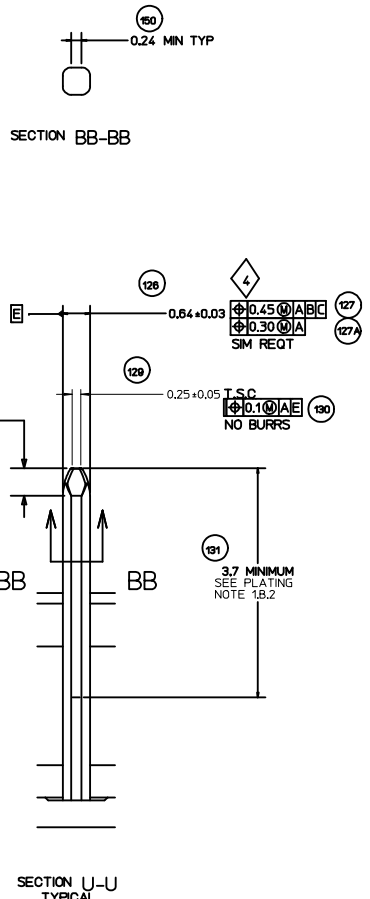
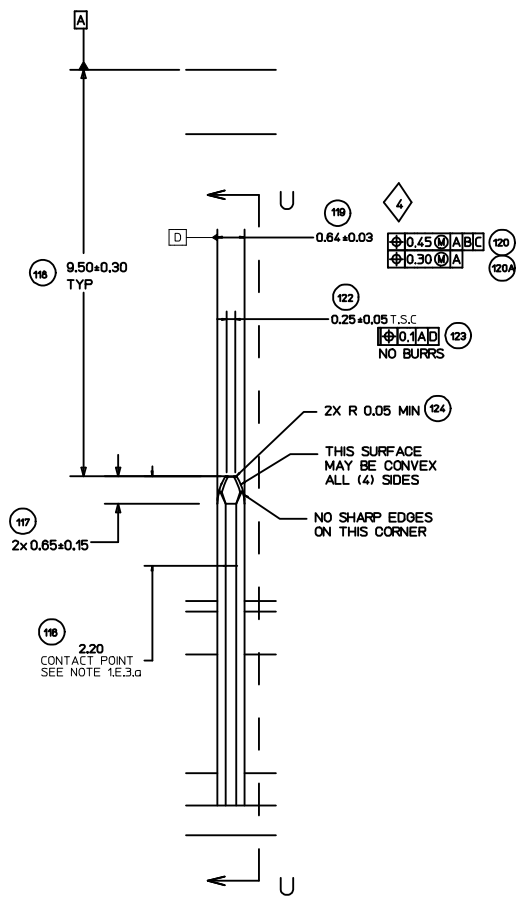
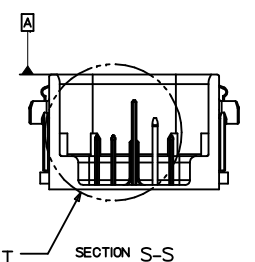
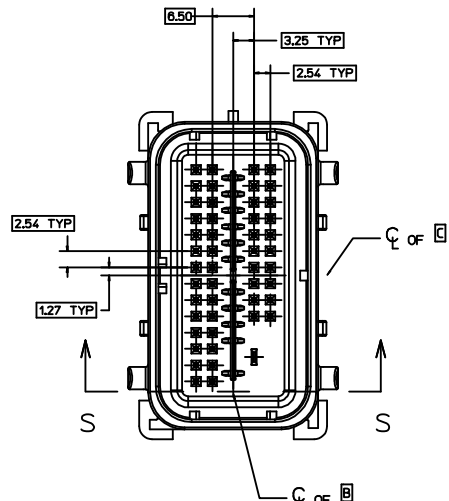
SECTION P-P



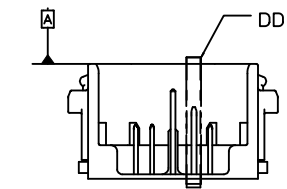
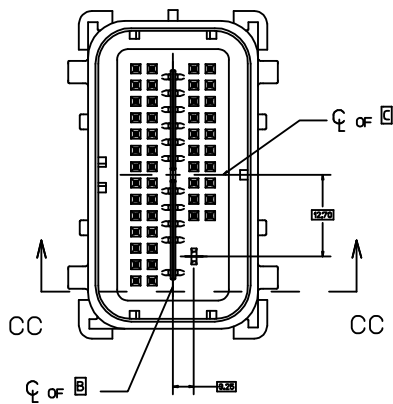
SECTION R-R

CKT	DIM 100
49 / 56 CKT	17.20 +0.20/-0.10
18 CKT	17.50 +0.20/-0.10

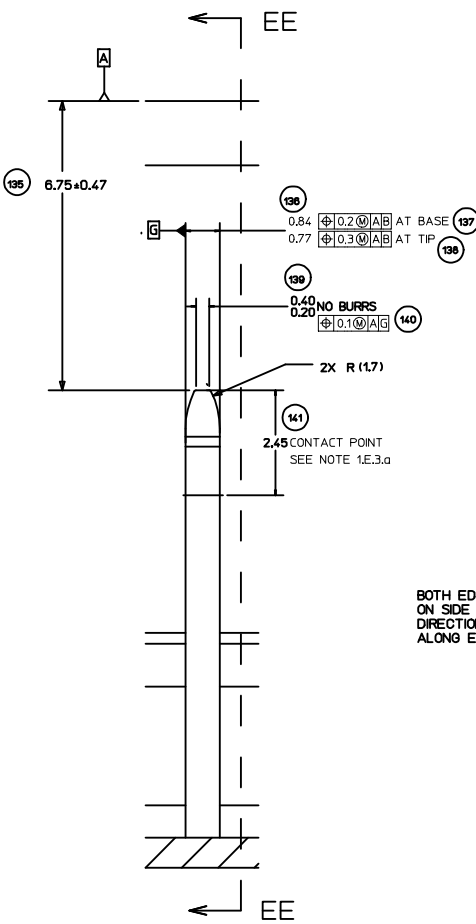
<b>ENTER DESCRIPTION</b> IEC NO: UAU2017-0870 DRAWN: ACHITALLA 2017/03/27 CHKD: APPR: VKOSHY 2017/03/29 A4	QUALITY SYMBOLS ∇=0 ∇=0 ∇=0	GENERAL TOLERANCES (UNLESS SPECIFIED) mm INCH 4 PLACES ± --- + --- 3 PLACES ± --- + --- 2 PLACES ± 0.13 + --- 1 PLACE ± 0.25 + --- 0 PLACE ± --- + --- ANGULAR ± 1 ° DRAFT WHERE APPLICABLE MUST REMAIN WITHIN DIMENSIONS	DIMENSION STYLE MM ONLY DRAWN BY: SKRAJENDRANA 2016/12/15 CHECKED BY: VKOSHY 2016/12/15 APPROVED BY: VKOSHY 2017/03/03	SCALE 1:1 DESIGN UNITS METRIC THIRD ANGLE PROJECTION	TITLE ICD - MX123 18/49/56CKT INTERFACE CONNECTION DRW MOLEX molex	MATERIAL NO. SEE BOM TABLE SIZE D	DOCUMENT NO. SD-34576-0001	SHEET NO. 18 OF 22
	THIS DRAWING CONTAINS INFORMATION THAT IS PROPRIETARY TO MOLEX INCORPORATED AND SHOULD NOT BE USED WITHOUT WRITTEN PERMISSION							



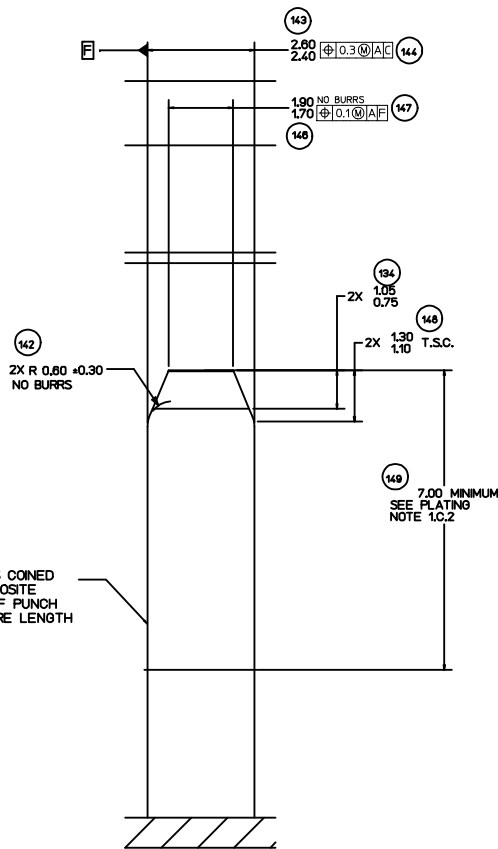
<b>ENTER DESCRIPTION</b> IEC NO: UAU2017-0870 DRAWN: CHTALIA 2017/03/27 CHKD: APPR: VKOSHY 2017/03/29	QUALITY SYMBOLS	GENERAL TOLERANCES (UNLESS SPECIFIED)	DIMENSION STYLE	SCALE	DESIGN UNITS	THIRD ANGLE PROJECTION
	∇=0 ∇=0 ∇=0	mm INCH 4 PLACES ±--- ±--- 3 PLACES ±--- ±--- 2 PLACES ±0.13 ±--- 1 PLACE ±0.25 ±--- 0 PLACE ±--- ±---	MM ONLY	1:1	METRIC	SKRAJENDRANA 2016/12/15 VKOSHY 2016/12/15 VKOSHY 2017/03/03
	ANGULAR ± 1 ° DRAFT WHERE APPLICABLE MUST REMAIN WITHIN DIMENSIONS	MATERIAL NO. SEE BOM TABLE	DATE 2016/12/15 2017/03/03	TITLE ICD - MX123 18/49/56CKT INTERFACE CONNECTION DRW MOLEX	DOCUMENT NO. SD-34576-0001	SHEET NO. 19 OF 22
	THIS DRAWING CONTAINS INFORMATION THAT IS PROPRIETARY TO MOLEX INCORPORATED AND SHOULD NOT BE USED WITHOUT WRITTEN PERMISSION					



SECTION CC-CC



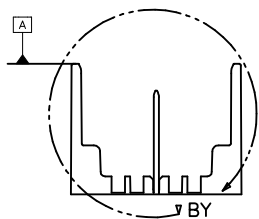
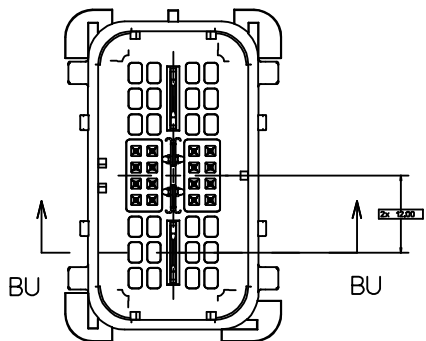
DETAIL DD  
TYPICAL



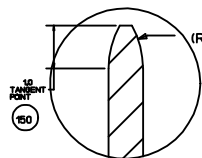
SECTION EE-EE  
TYPICAL

BOTH EDGES CONED  
ON SIDE OPPOSITE  
DIRECTION OF PUNCH  
ALONG ENTIRE LENGTH

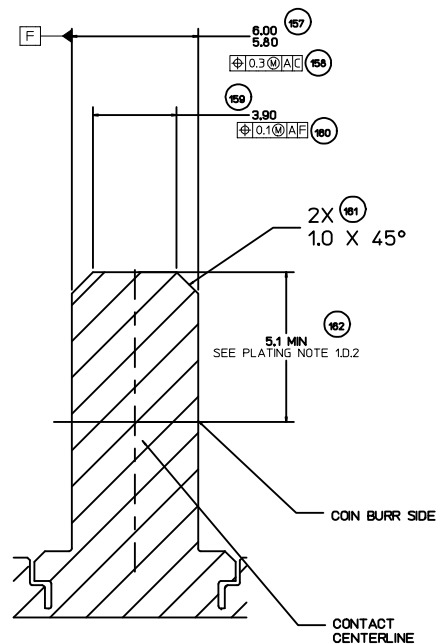
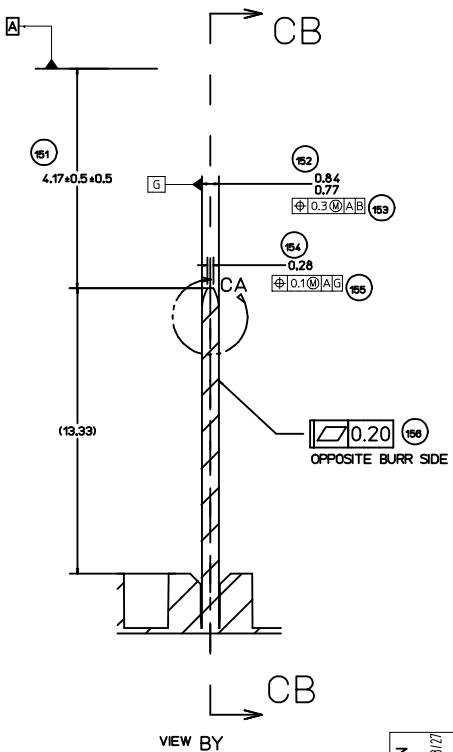
<b>ENTER DESCRIPTION</b> IEC NO: UAU2017-0870 DRAWN: CHITALLA CHKD: APPR: VKOSHY 2017/03/27 2017/03/29 A4	QUALITY SYMBOLS ▽=0 ▽=0 ▽=0	GENERAL TOLERANCES (UNLESS SPECIFIED) mm INCH 4 PLACES ± --- ± --- 3 PLACES ± --- ± --- 2 PLACES ± 0.13 ± --- 1 PLACE ± 0.25 ± --- 0 PLACE ± --- ± --- ANGULAR ± 1 ° DRAFT WHERE APPLICABLE MUST REMAIN WITHIN DIMENSIONS	DIMENSION STYLE MM ONLY DRAWN BY DATE SKRAJENDRANA 2016/12/15 CHECKED BY DATE VKOSHY 2016/12/15 APPROVED BY DATE VKOSHY 2017/03/03	SCALE 1:1 DESIGN UNITS METRIC THIRD ANGLE PROJECTION	TITLE ICD - MX123 18/49/56CKT INTERFACE CONNECTION DRW MOLEX molex	MATERIAL NO. SEE BOM TABLE	DOCUMENT NO. SD-34576-0001	SHEET NO. 20 OF 22	
	THIS DRAWING CONTAINS INFORMATION THAT IS PROPRIETARY TO MOLEX INCORPORATED AND SHOULD NOT BE USED WITHOUT WRITTEN PERMISSION								
	SIZE D								
	ICD - MX123 18/49/56CKT INTERFACE CONNECTION DRW MOLEX								



SECTION BU-BU

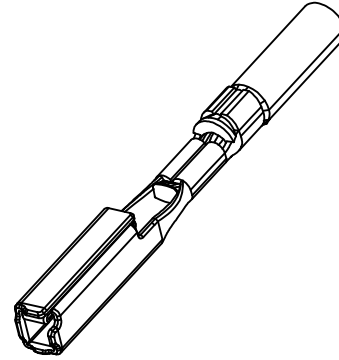
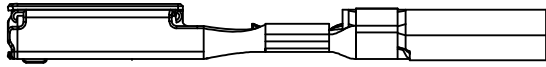


VIEW CA  
SCALE 10:1



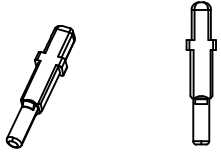
<b>ENTER DESCRIPTION</b> IEC NO: UAU2017-0870 DRAWN: ITALIA 2017/03/27 CHKD: APPR: VKOSHY 2017/03/29 REV:	QUALITY SYMBOLS	GENERAL TOLERANCES (UNLESS SPECIFIED)	DIMENSION STYLE	SCALE	DESIGN UNITS	THIRD ANGLE PROJECTION	
	∇=0 ∇=0 ∇=0	mm INCH 4 PLACES #--- #--- 3 PLACES #--- #--- 2 PLACES #0.13 #--- 1 PLACE #0.25 #--- 0 PLACE #--- #---	MM ONLY	1:1	METRIC	SKRA JENDRANA 2016/12/15 VKOSHY 2016/12/15 VKOSHY 2017/03/03	
	ANGULAR ± 1 ° DRAFT WHERE APPLICABLE MUST REMAIN WITHIN DIMENSIONS	SEE BOM TABLE D THIS DRAWING CONTAINS INFORMATION THAT IS PROPRIETARY TO MOLEX INCORPORATED AND SHOULD NOT BE USED WITHOUT WRITTEN PERMISSION	DATE DATE DATE	TITLE ICD - MX123 18/49/56CKT INTERFACE CONNECTION DRW MOLEX	MATERIAL NO. SD-34576-0001	DOCUMENT NO. SD-34576-0001	SHEET NO. 21 OF 22
	A4	SIZE D	MOLEX	MOLEX	MOLEX	MOLEX	MOLEX

MOLEX MX64 RECEPTACLE TERMINAL INFORMATION						
ITEM	MOLEX P/N	WIRE SIZE MM2	TYPE	PLATING	REEL WIND DIRECTION	COMMENTS
1	34736-0025	0.35	ISO	SILVER	LEFT	
2	34736-0026	0.35	ISO	SILVER	RIGHT	
3	34736-0027	0.5 / 0.75	ISO	SILVER	LEFT	
4	34736-0028	0.5 / 0.75	ISO	SILVER	RIGHT	



CAVITY PLUGS								
ITEM	MFG	MFG P/N	SIZE	COLOR	MFG DRAWING	PROD SPEC	APP SPEC	COMMENTS
1	MOLEX	34586-0001	0.64	NATURAL	SD-34586-001	PS-34566-0000	AS-34566-001	
2	YAZAKI	7158-3114-90	2.8	BLUE	7158-3114-90	YPES-11-04-062	YPES-15-299	

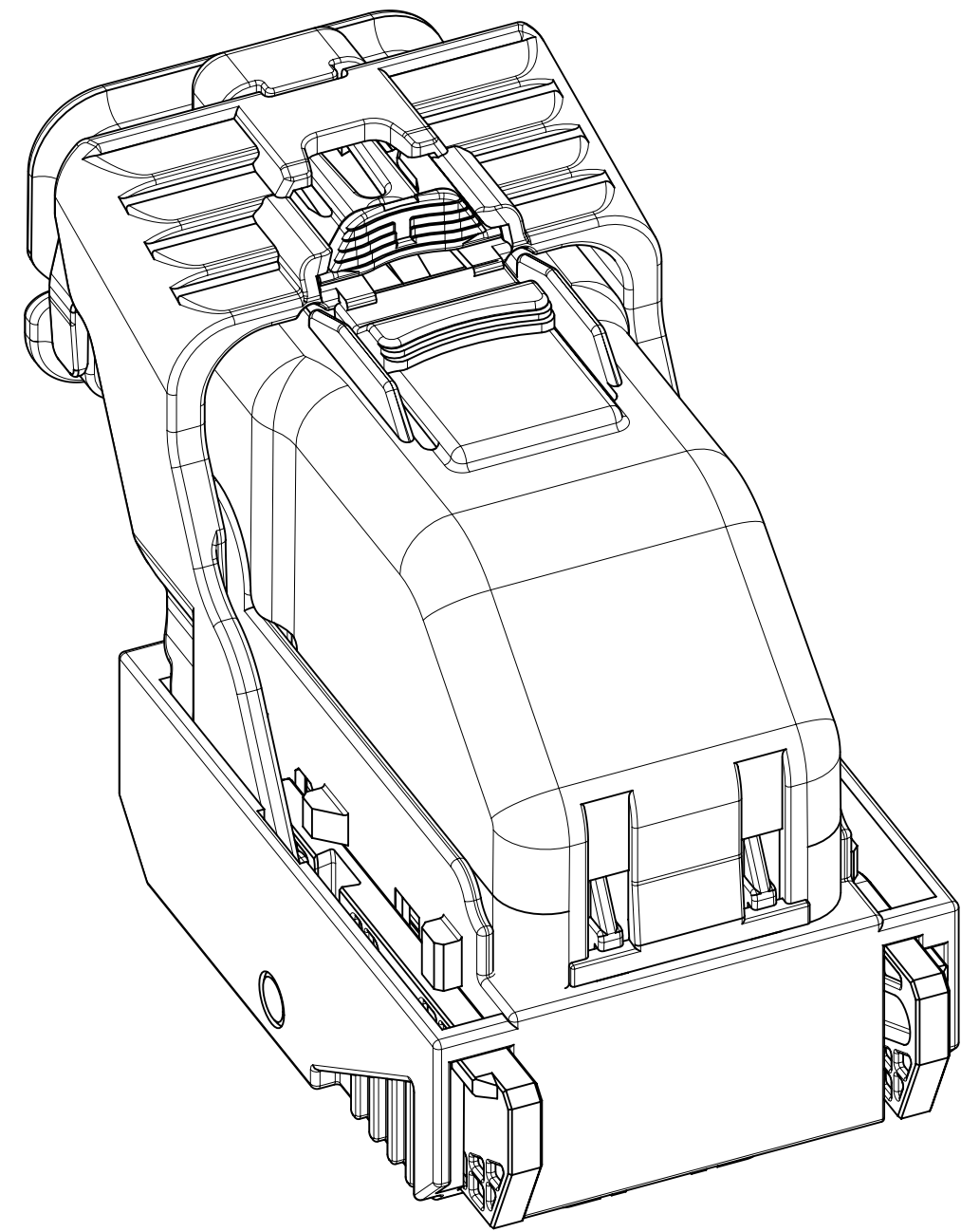
ITEM 1



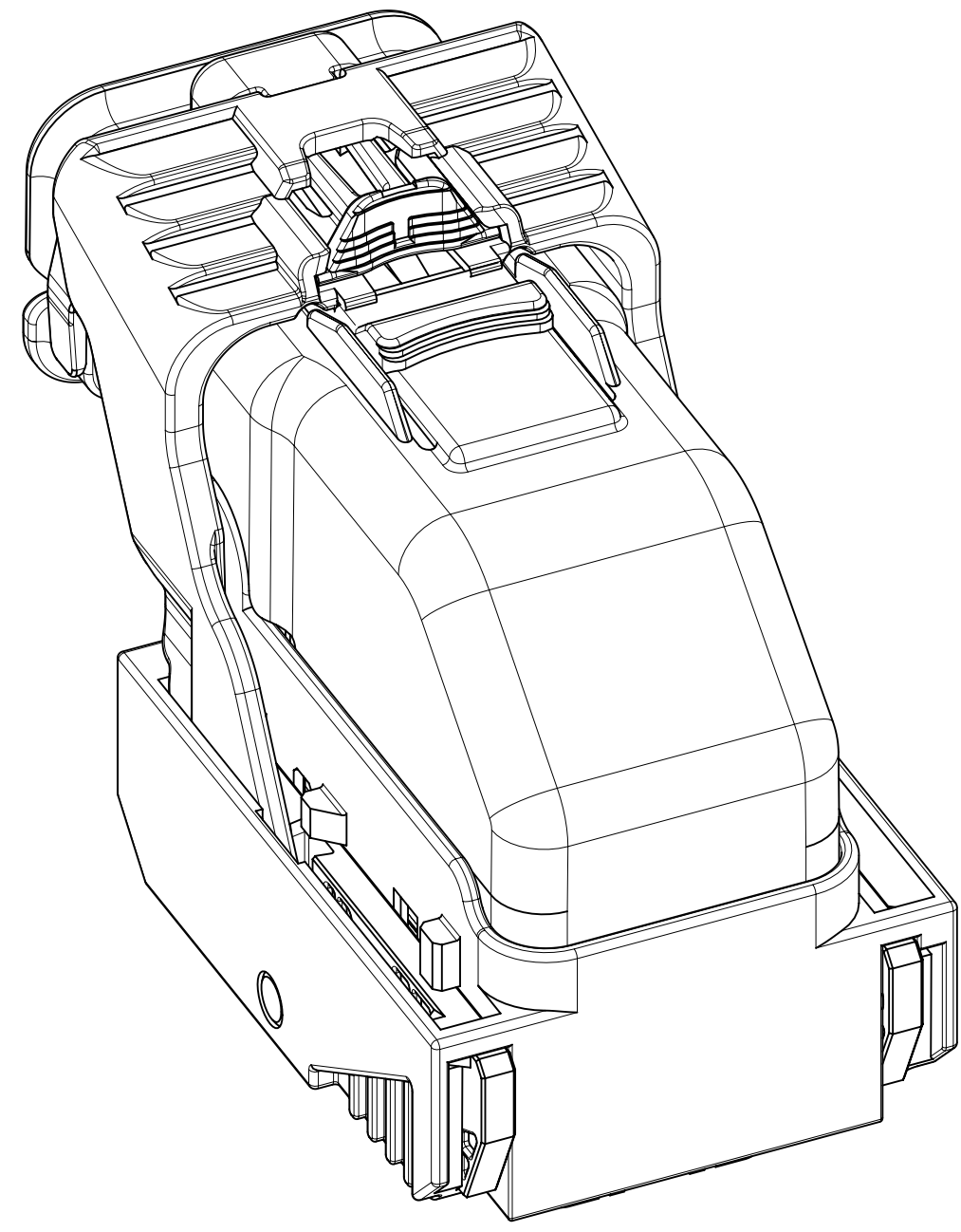
ITEM 2

ENTER DESCRIPTION EEC NO: UAU2017-0870 DRAWN: ITALIA 2017/03/27 CHKD: APPR: VKOSHY 2017/03/29 REV DESCRIPTION	QUALITY SYMBOLS	GENERAL TOLERANCES (UNLESS SPECIFIED)	DIMENSION STYLE	SCALE	DESIGN UNITS	THIRD ANGLE PROJECTION
	▽=0	mm INCH	MM ONLY	1:1	METRIC	☉
	▽=0	4 PLACES ± --- ± ---	DRAWN BY SKRA JENDRANA	DATE 2016/12/15	TITLE ICD - MX123 18/49/56CKT INTERFACE CONNECTION DRW	
	▽=0	3 PLACES ± --- ± ---	CHECKED BY VKOSHY	DATE 2016/12/15	MOLEX	
	ANGULAR ± 1 °	DRAFT WHERE APPLICABLE MUST REMAIN WITHIN DIMENSIONS	MATERIAL NO.	DOCUMENT NO.	SHEET NO.	
A4	SEE BOM TABLE			SD-34576-0001	22 OF 22	
	THIS DRAWING CONTAINS INFORMATION THAT IS PROPRIETARY TO MOLEX INCORPORATED AND SHOULD NOT BE USED WITHOUT WRITTEN PERMISSION					





TYPE 2



TYPE 1

NOTES: UNLESS OTHERWISE SPECIFIED

1. MATERIAL:

- A. RESIN: SEE COMPONENT DRAWINGS
- B. FOR BILL OF MATERIALS SEE: SEE TABLE

2. DESIGN - GENERAL:

- A. THIS IS A 100% CAD GENERATED PART. THE CAD MATHEMATICAL DATA IS THE MASTER FOR THIS PART. FOR DIMENSIONAL OR ANY INFORMATION NOT SHOWN ON THIS DRAWING, ANALYZE THE CAD MODEL.
- B. TOLERANCES:
  - a. LINEAR X.X ± 0.30  
X.XX ± 0.10  
X.XXX ± 0.10
  - b. ANGULAR X° ± 3.0°
- C. CORNERS SHOWN AS SHARP TO BE R 0.2 MAX.
- D. FOLLOWING PRODUCTION CODES TO BE PERMANENTLY MARKED & HUMAN READABLE TO A LETTER HEIGHT 3mm.  
LINE #1: MATERIAL #: XXXX-XXXX  
LINE #2: DATE CODE: JJJY (JULIAN DAY, LAST DIGIT OF YEAR)  
LINE #3: INSPECTION MACHINE CODE + SERIAL #: X\_XXXX
- E-1. PARTS MUST BE FREE OF DISCOLORATION, SALT RESIDUE AND OTHER IMPERFECTIONS THAT AFFECT FIT OR FUNCTION.
- E-2. SCRATCHES OR DENTS NOT TO EXCEED 0.13mm IN DEPTH.
- F. CHANGES IN DESIGN FROM PART PREVIOUSLY APPROVED REQUIRES PRIOR ENGINEERING APPROVAL. THIS INCLUDES BUT IS NOT LIMITED TO DRAFT, MATERIAL OR PROCESSING.
- G. SHALL CONFORM TO THE FOLLOWING PACKAGING SPECIFICATION: PK-31300-019

3. DESIGN - MANUFACTURING:

- A. DRAFT TO BE WITHIN TOLERANCE.
- B. ALLOWABLE FLASH 0.2 MAX HIGH X 0.13 MAX THICK.
- C. ALLOWABLE PARTING LINE MISMATCH 0.2 MAX.
- D. EJECTOR PINS MARK TO BE FLUSH TO 0.25 MAX DEPRESSED.
- E. ALLOWABLE GATE VESTIGE TO BE FLUSH TO 0.25 MAX PROTRUSION.

4. SYSTEM REQUIREMENTS:

- WHEN TESTED TO SAE/USCAR-2 REV: 3, APRIL 2001, AND GMW #3191, AUGUST 22, 2000 (DRAFT).
- A. TPA (WITHOUT TERMINALS)
  - a. INSERTION FORCE FROM PRE-SET TO LOCK: >20
  - b. REMOVAL FORCE FROM PRE-SET: >20
- B. CPA
  - a. INSERTION FORCE FROM PRE-SET TO LOCK WITH CONNECTOR UN-MATED: >60N
  - b. REMOVAL FORCE FROM PRE-SET: >30N
- C. GROMMET CAP
  - a. REMOVAL FORCE FROM HOUSING WITH ENGAGED LATCHES: >110N
- D. MATE ASSIST LEVER
  - a. INADVERTENT ACTUATION FORCE DURING SHIPPING, HANDLING OR PRE-ASSEMBLY: >190N

BOM		
CONFIGURATION	TYPE-1	TYPE-2
56 CKT	345765601	2167420001
49 CKT	345764901	2167440001
18 CKT	345811801	2167450001

F84	TYPE 2 DETAIL ADDED
F83	MIGRATED FROM ECTR TO TC
F82	BOM MIGRATE TO 345760001-SD.pdf
F81	ADDED NEW PART NO. 34576-7733 thru 34576-7753
F80	CHANGED 34851-0027/0028/0029/0030 34576-9113/9123 STATUS TO "AVAILABLE"
F79	ADD NEW PART NO. 34576-7663 thru 34576-7723
F78	ISO WIRE HARNESS PART NUMBERS ADDED
F77	ADDED NEW PART NO. 34576-7633 34576-7643
F74	ADDED NEW PART NO. 34576-7603
F73	ADDED NEW PART NO. 34576-7553 34576-7563 34576-7573 34576-7583 34576-7593
F72	SHEETS SEQUENCE ARE CORRECTED
F71	NX RE-MASTERING
F70	ADDED NEW PART NO. 34576-7523 34576-7533 34576-7543
F69	ADDED GM PART # TO SHEET 5
F68	ADDED NEW PART NO. 34576-7513
F67	ADDED NEW PART NO. 34576-7483 34576-7493 34576-7503
F66	ADDED NEW PART NO. 34576-7473
F65	ADDED NEW PART NO. 34576-7463
F64	ADDED NEW PART NO. 34576-7453
F63	ADDED NEW PART NO. 34576-7413 34576-7423 34576-7433 34576-7443
F62	ADDED NEW P/N NO. 34576-7393 34576-7403 CHANGE THE FOLLOWING P/N TO "SALEABLE" STATUS 1.34576-0103,34576-0303,34576-1303 AND 34576-1503 2.34576-0803 3.34851-0007,34851-0008,34851-0019 AND 34851-0020
F61	ADDED NEW PART NO. 34576-7383
F60	ADDED NEW PART NO. 34576-9113 34576-9123
REV	DESCRIPTION

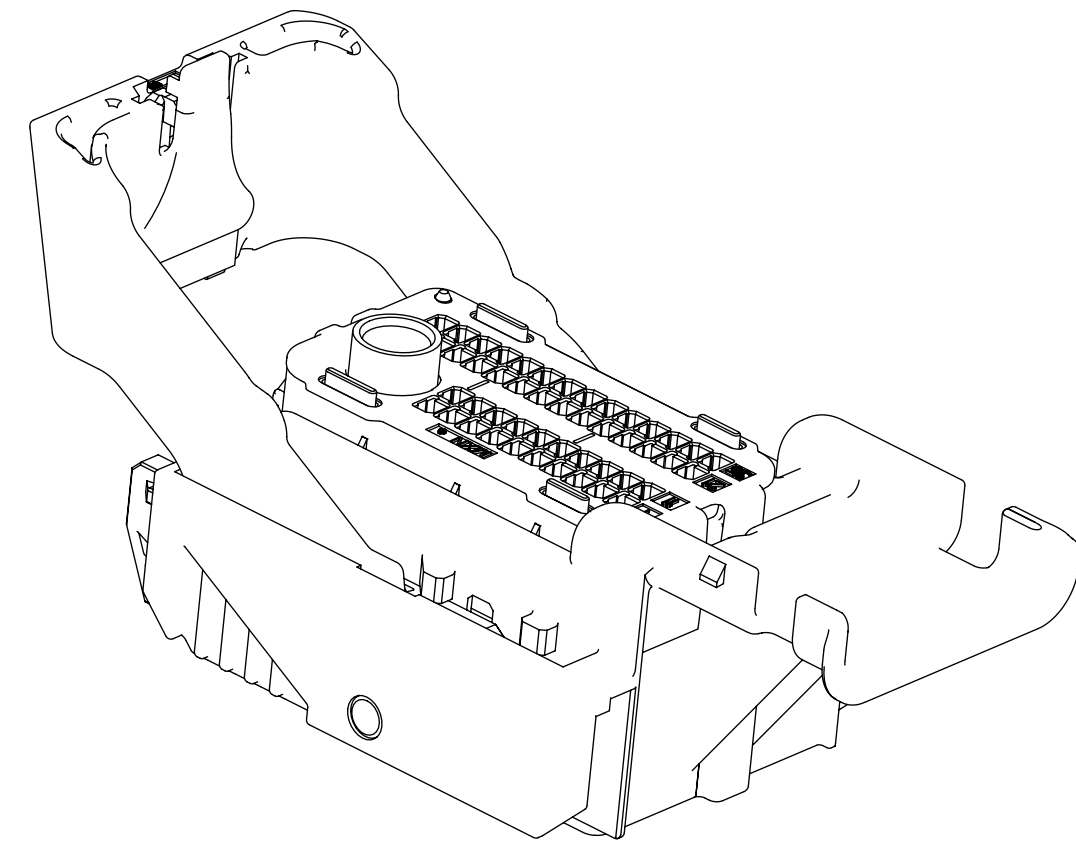
INSPECTION BALLON NUMBER LOG  
PER DRAWING REVISION: F71  
  
LAST BALLON NUMBER USED: 4  
  
ADDED BALLON NUMBERS:  
  
REMOVED BALLON NUMBERS:

FUNCTIONAL SYMBOLS	THIS DRAWING CONTAINS INFORMATION THAT IS PROPRIETARY TO MOLEX ELECTRONIC TECHNOLOGIES, LLC AND SHOULD NOT BE USED WITHOUT WRITTEN PERMISSION		CURRENT REV DESC: SEE REVISION TABLE	
	DIMENSION UNITS	SCALE		
$\nabla_A = 0$	mm	2:1		
$\nabla_C = 0$	GENERAL TOLERANCES (UNLESS SPECIFIED)		PHASE: Design Production	
$\nabla_P = 0$	ANGULAR TOL ± 0.5°		CO NO: CO-00000304	
DIVISIONAL SYMBOLS	4 PLACES	±	DRWN: Kevin Kang	2022-05-18
	3 PLACES	±	CHK'D: Anil Kumar M S	2022-06-28
	2 PLACES	±	APPR: Brad Dick	2022-07-12
	1 PLACE	±	INITIAL REVISION:	
	0 PLACES	±	DRWN: RFC_PLMIMP	
DRAFT WHERE APPLICABLE MUST REMAIN WITHIN DIMENSIONS		THIRD ANGLE PROJECTION	DRAWING	SERIES
			D-SIZE	34576
		MATERIAL NUMBER		CUSTOMER
		SD-34576-001		GENERAL MARKET
		DOC TYPE   DOC PART   REVISION		
		PSD   000   F84		
		SHEET NUMBER		
		1 OF 13		

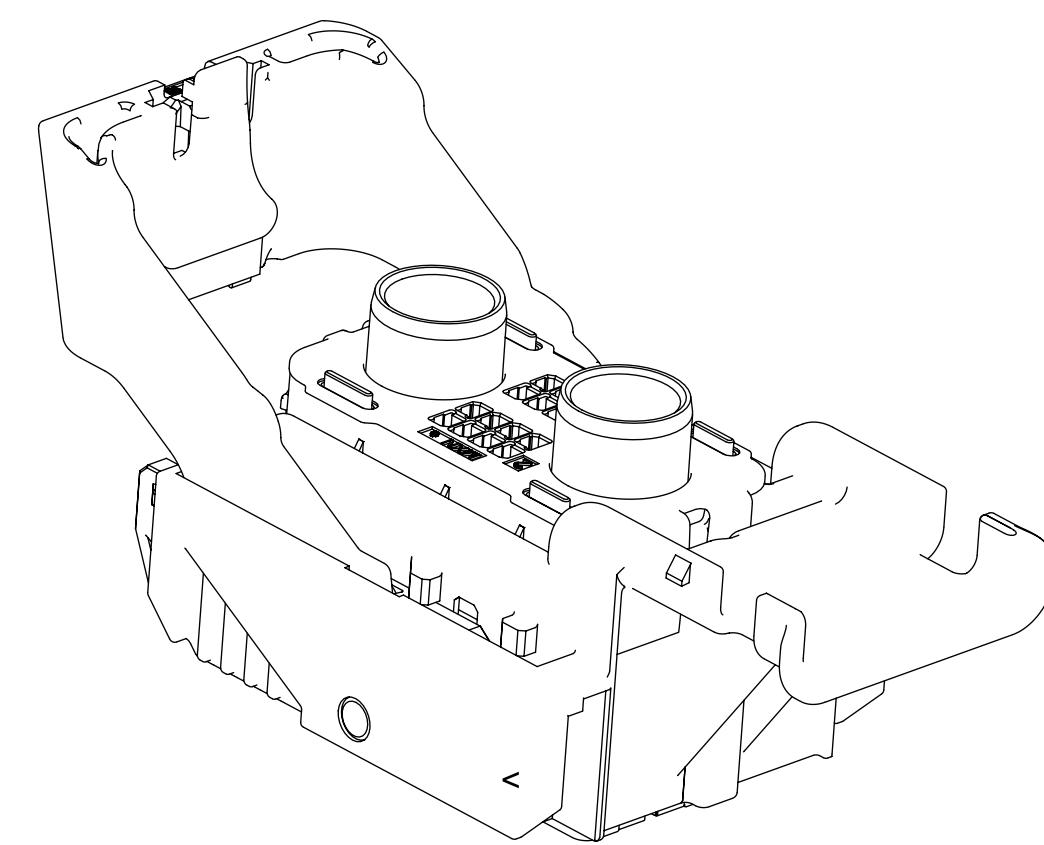
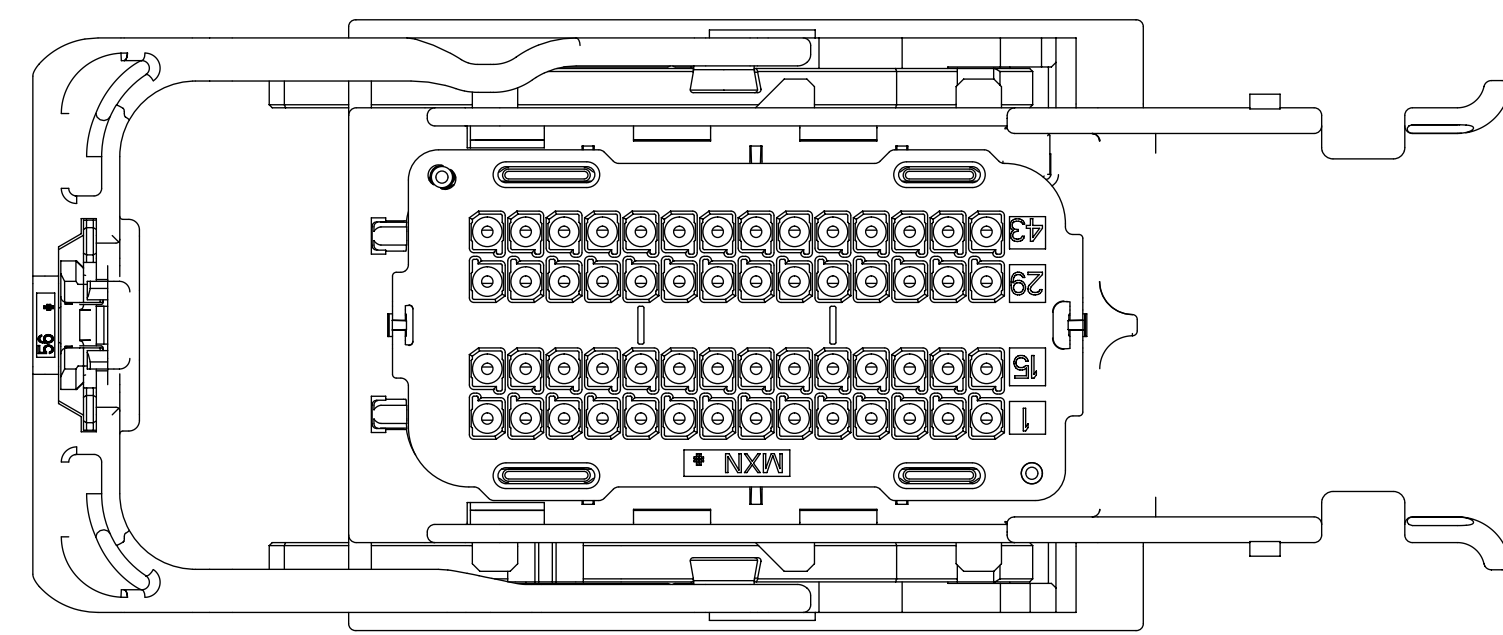
**molex**

MX123  
18/49/56 CKT HRNS CONN ASSY

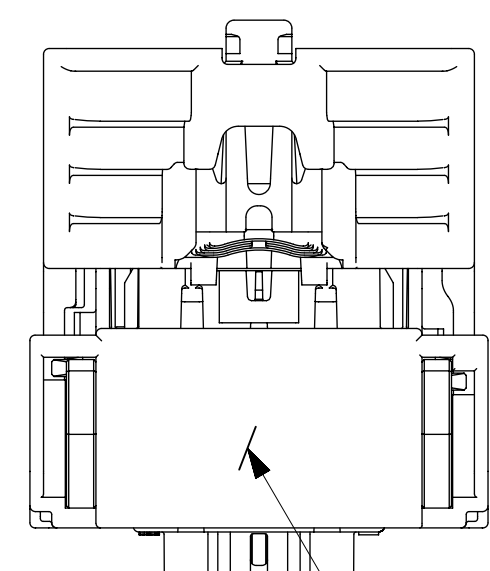
PRODUCT SALES DRAWING



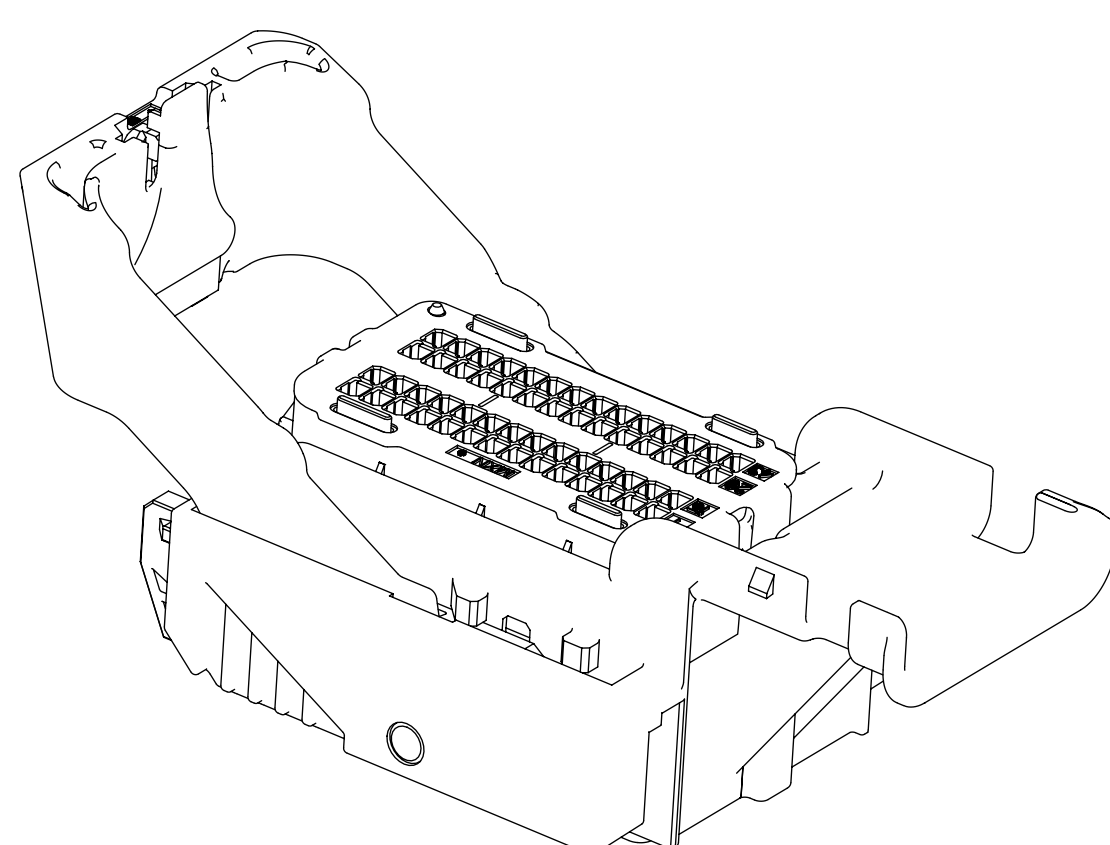
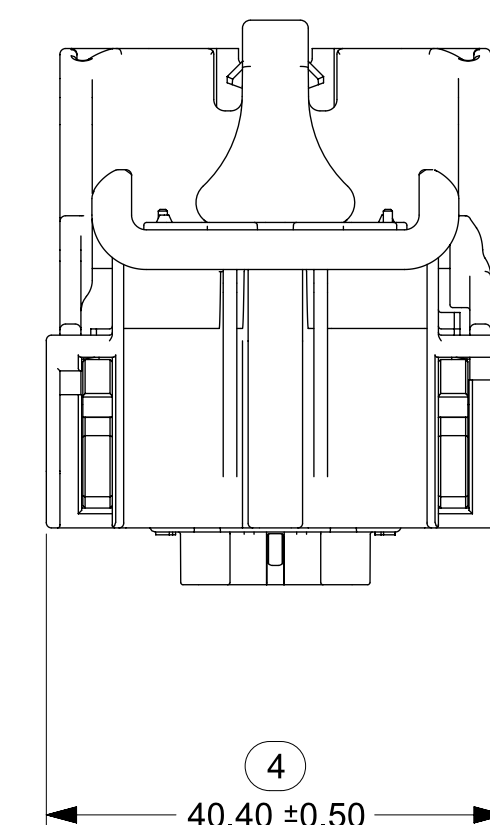
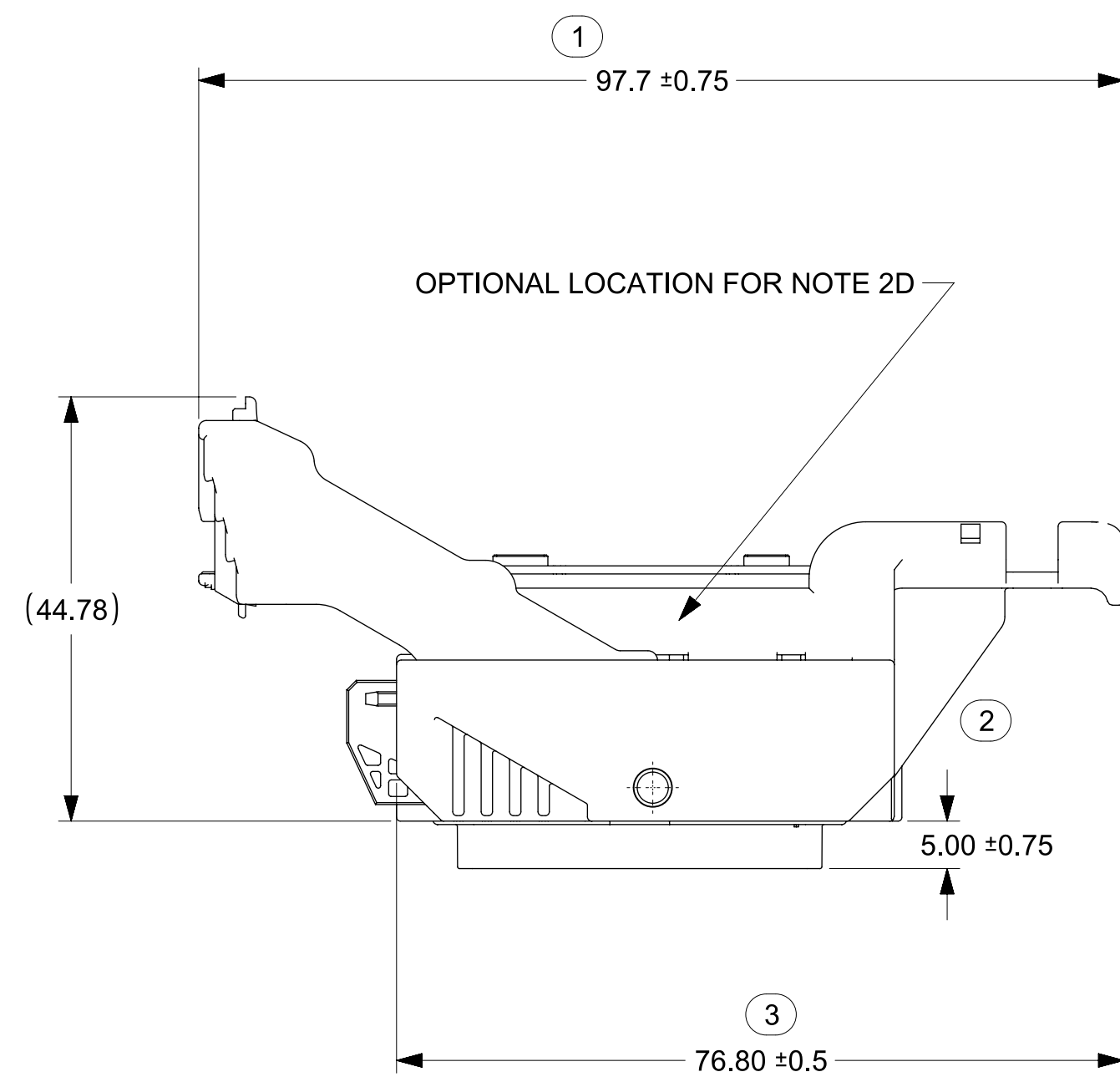
49 CKT  
SCALE 1.5:1



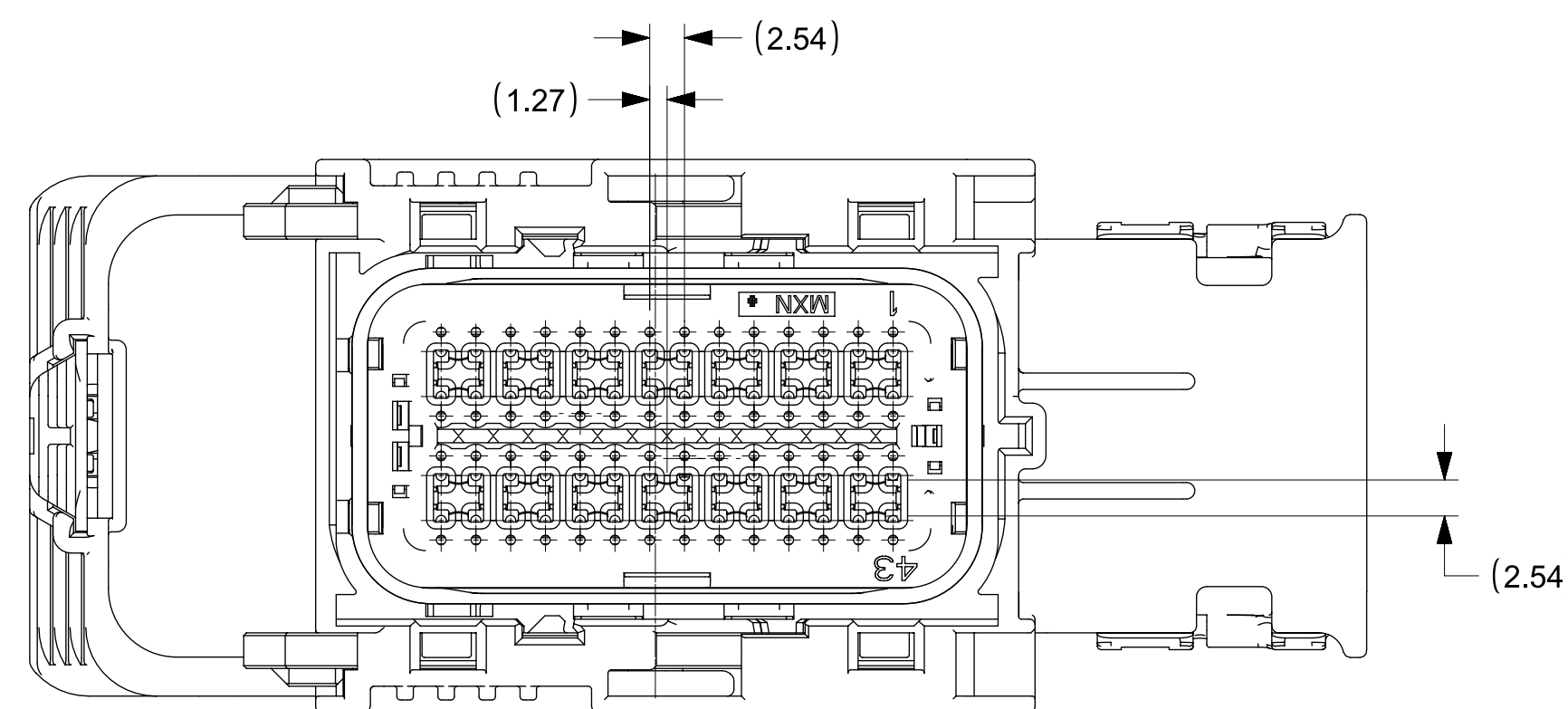
18 CKT  
SCALE 1.5:1



RECOMMENDED LOCATION  
FOR NOTE 2D



56 CKT  
SCALE 1.5:1



FUNCTIONAL SYMBOLS	THIS DRAWING CONTAINS INFORMATION THAT IS PROPRIETARY TO MOLEX ELECTRONIC TECHNOLOGIES, LLC AND SHOULD NOT BE USED WITHOUT WRITTEN PERMISSION		CURRENT REV DESC: SEE REVISION TABLE	
	FA = 0	mm	SCALE	1:1
DIVISIONAL SYMBOLS	GENERAL TOLERANCES (UNLESS SPECIFIED)		PHASE: Design Production	
	FC = 0	ANGULAR TOL ± 0.5°	CO NO: CO-00000304	2022-05-18
DIVISIONAL SYMBOLS	4 PLACES	±	DRWN: Kevin Kang	2022-06-28
	3 PLACES	±	CHK'D: Anil Kumar M S	2022-07-12
	2 PLACES	±	APPR: Brad Dick	
	1 PLACE	±	INITIAL REVISION:	
DRAFT WHERE APPLICABLE MUST REMAIN WITHIN DIMENSIONS	THIRD ANGLE PROJECTION		DRAWING	SERIES
	D-DRAWING		D-SIZE	34576
DOCUMENT NUMBER		DOC TYPE	DOC PART	REVISION
SD-34576-001		PSD	000	F84
MATERIAL NUMBER		CUSTOMER		SHEET NUMBER
		GENERAL MARKET		2 OF 13

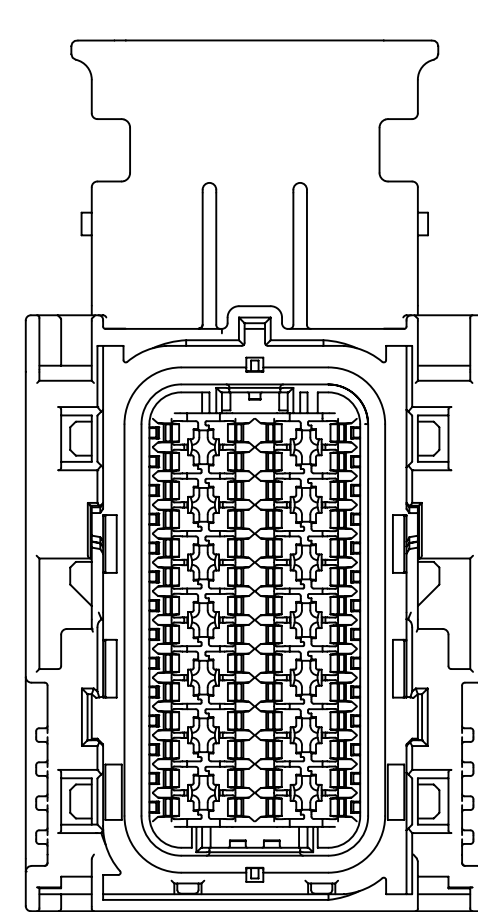
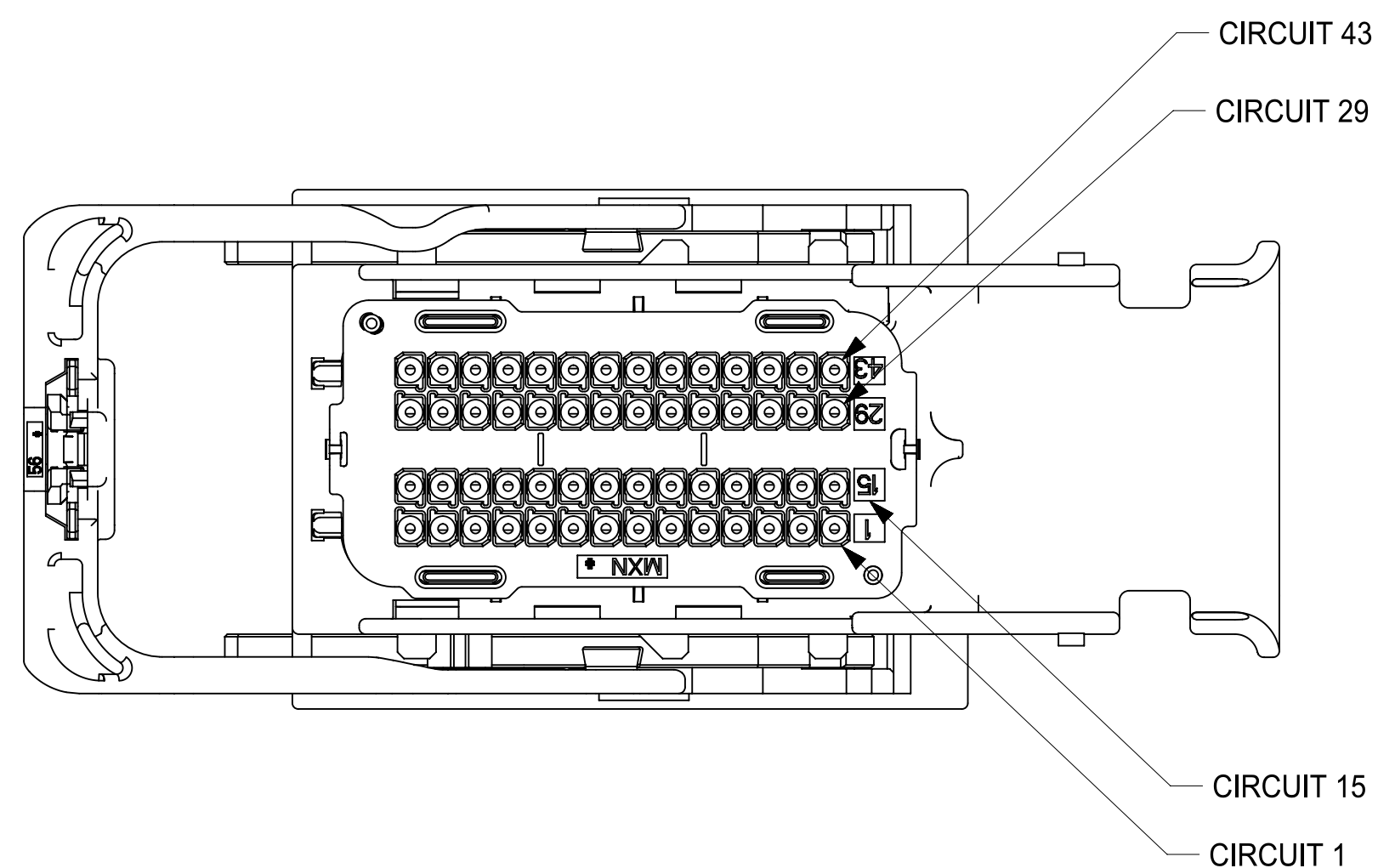
**molex**

MX123  
18/49/56 CKT HRNS CONN ASSY

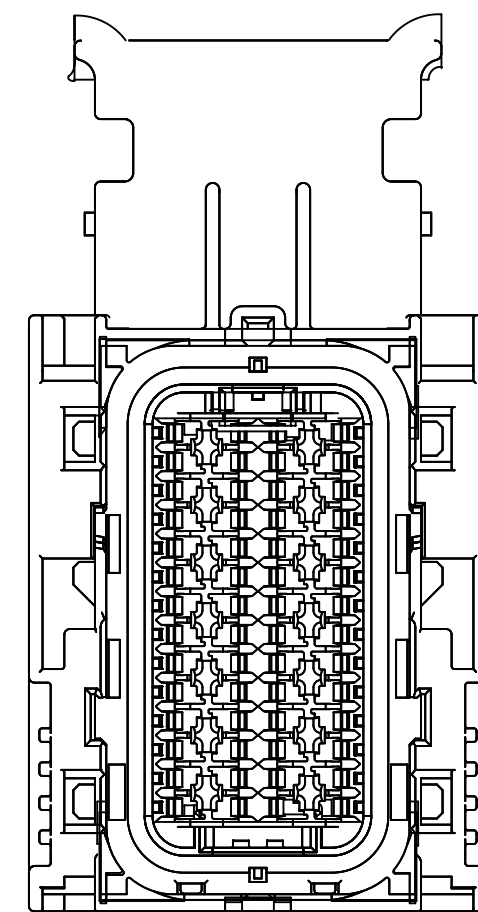
PRODUCT SALES DRAWING

56 CKT  
WIRE DRESS OPTION 0

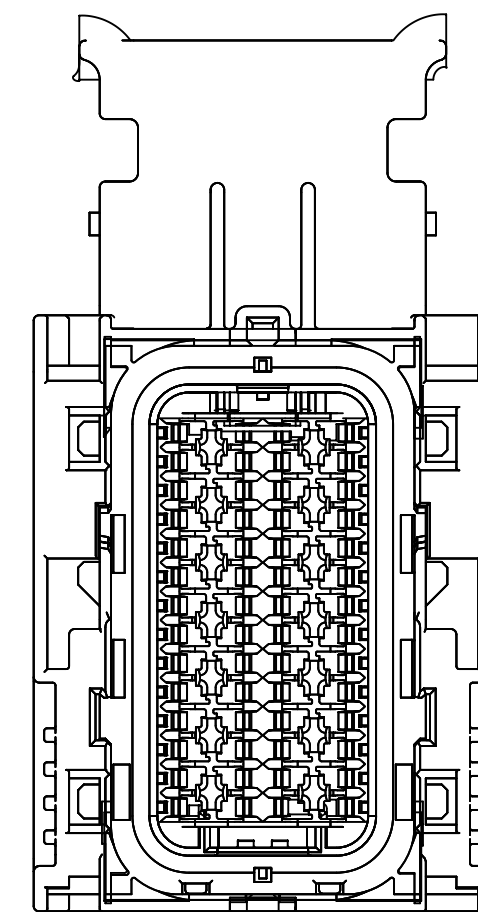
HOUSING ONLY, SHOWN FOR CLARITY



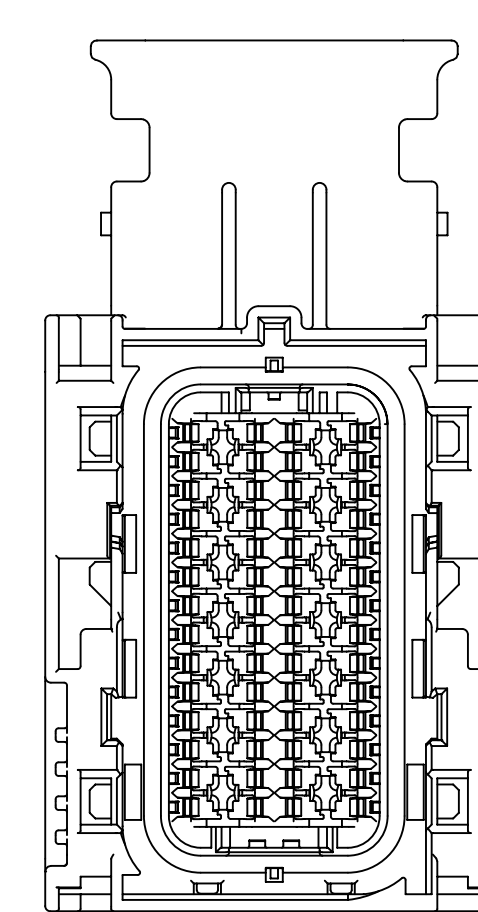
KEY G



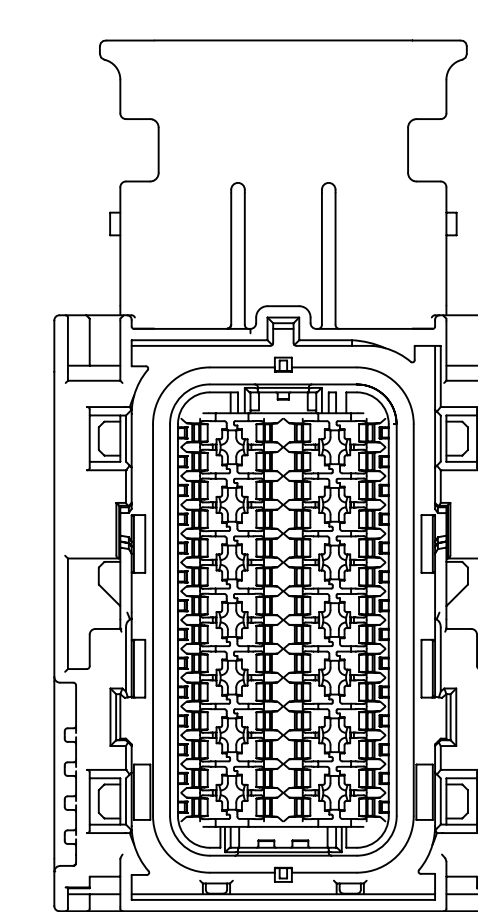
KEY H



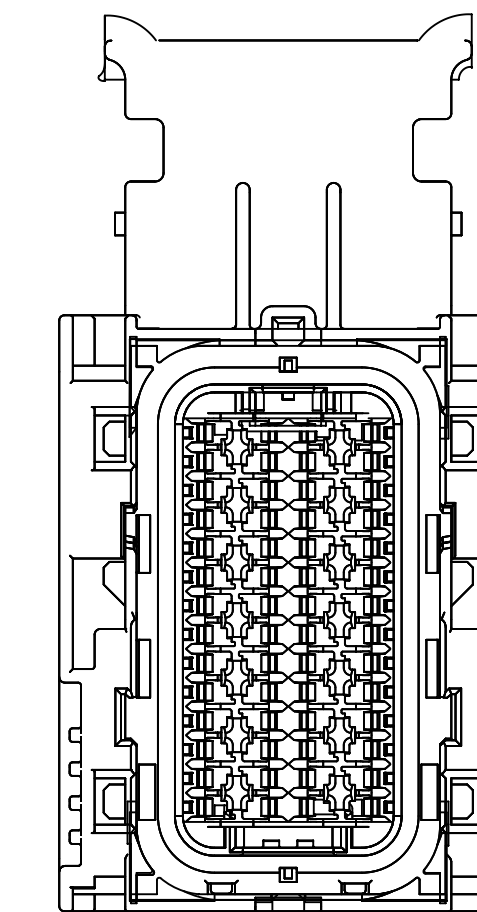
KEY J



KEY K

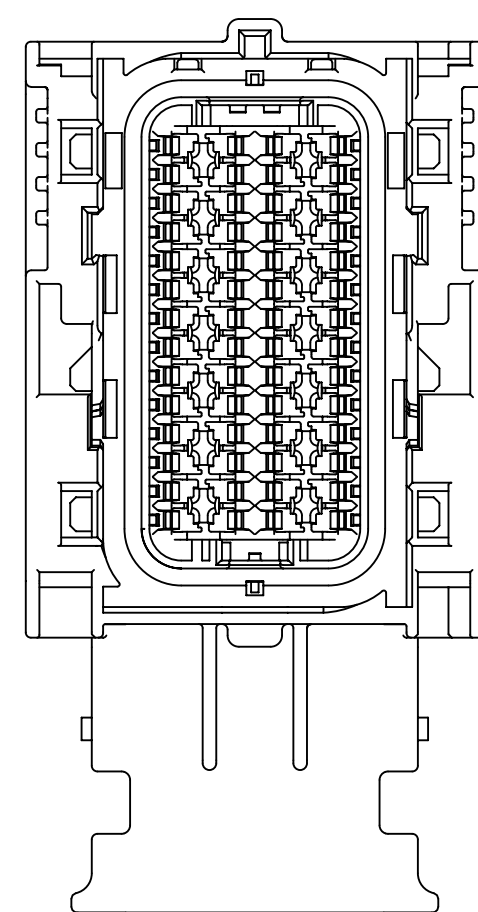
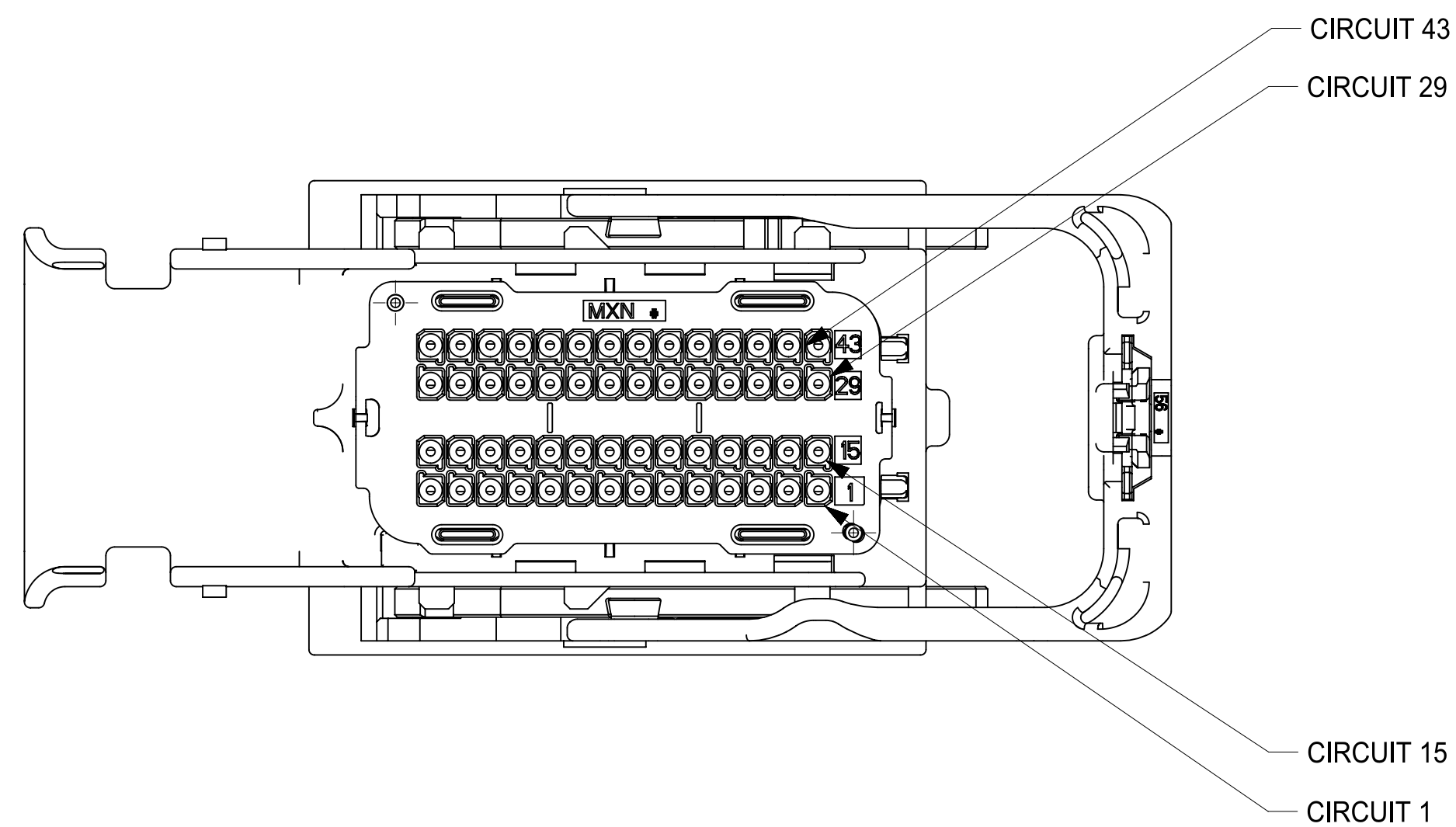


KEY L

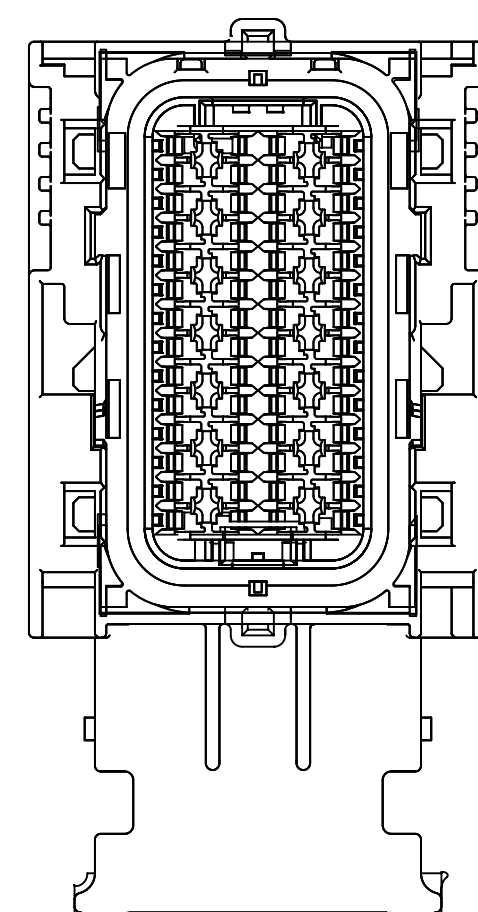


KEY M

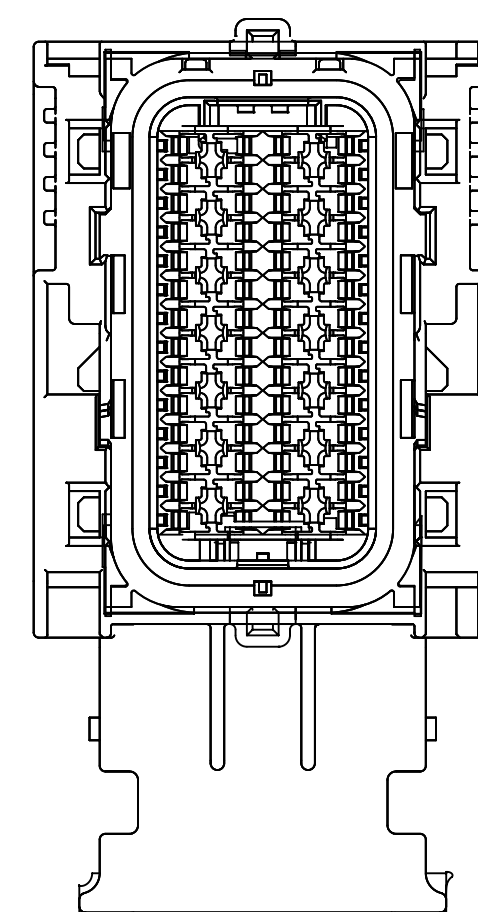
WIRE DRESS OPTION 9



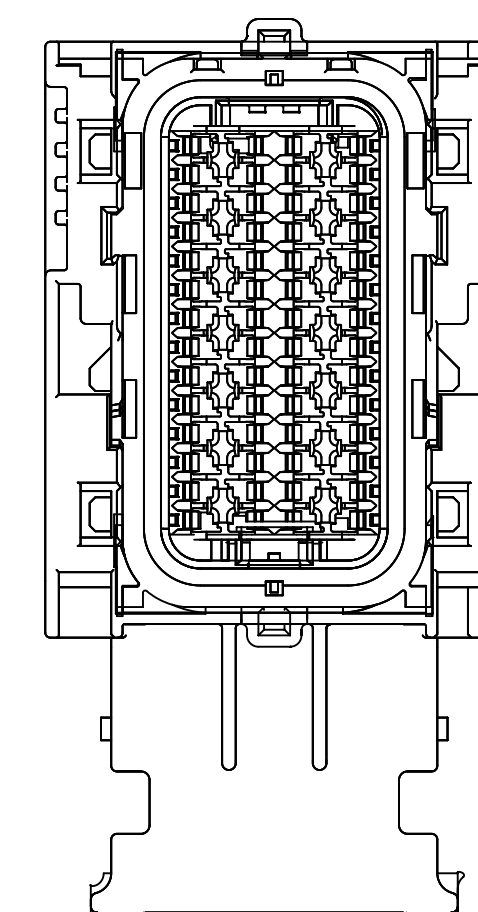
KEY G



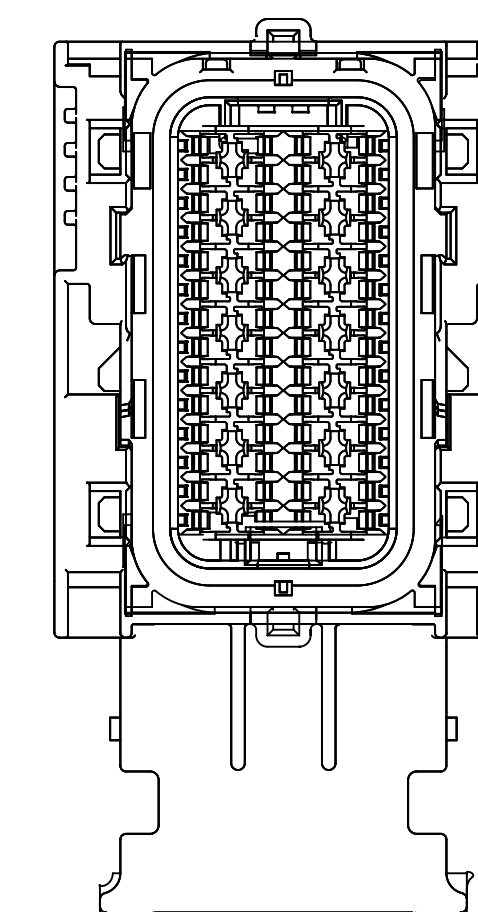
KEY H



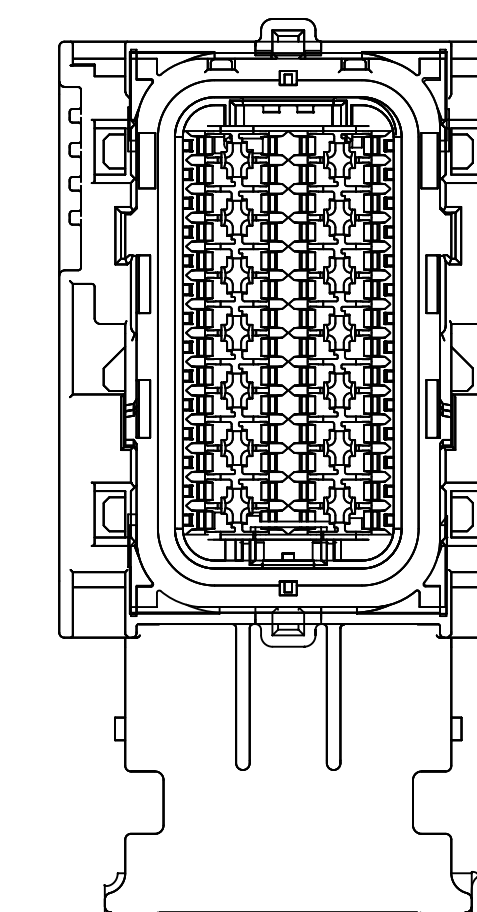
KEY J



KEY K



KEY L



KEY M

FUNCTIONAL SYMBOLS	THIS DRAWING CONTAINS INFORMATION THAT IS PROPRIETARY TO MOLEX ELECTRONIC TECHNOLOGIES, LLC AND SHOULD NOT BE USED WITHOUT WRITTEN PERMISSION		CURRENT REV DESC: SEE REVISION TABLE	
	DIMENSION UNITS	SCALE		
$\nabla_A = 0$	mm	1.5:1		
GENERAL TOLERANCES (UNLESS SPECIFIED)				
	ANGULAR TOL	$\pm 0.5^\circ$		
DIVISIONAL SYMBOLS	4 PLACES	$\pm$	PHASE: Design Production	
	3 PLACES	$\pm$	CO NO: CO-00000304	
	2 PLACES	$\pm$	DRWN: Kevin Kang 2022-05-18	
	1 PLACE	$\pm$	CHK'D: Anil Kumar M S 2022-06-28	
	0 PLACES	$\pm$	APPR: Brad Dick 2022-07-12	
DRAFT WHERE APPLICABLE MUST REMAIN WITHIN DIMENSIONS		THIRD ANGLE PROJECTION	DRAWING	SERIES
			D-SIZE	34576
		MATERIAL NUMBER	CUSTOMER	SHEET NUMBER
		SD-34576-001	GENERAL MARKET	3 OF 13
		DOCUMENT NUMBER	DOC TYPE	DOC PART
		SD-34576-001	PSD	000
				F84

**molex**

MX123  
18/49/56 CKT HRNS CONN ASSY

PRODUCT SALES DRAWING

DOCUMENT NUMBER DOC TYPE DOC PART REVISION

SD-34576-001

PSD 000 F84

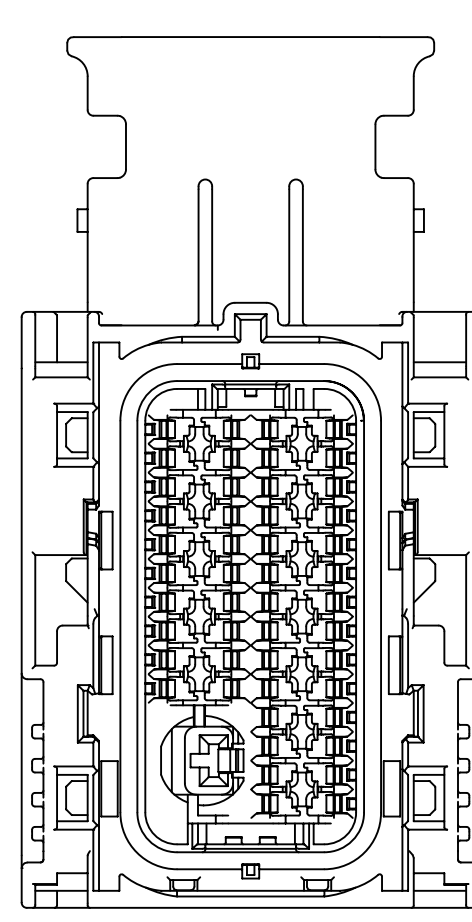
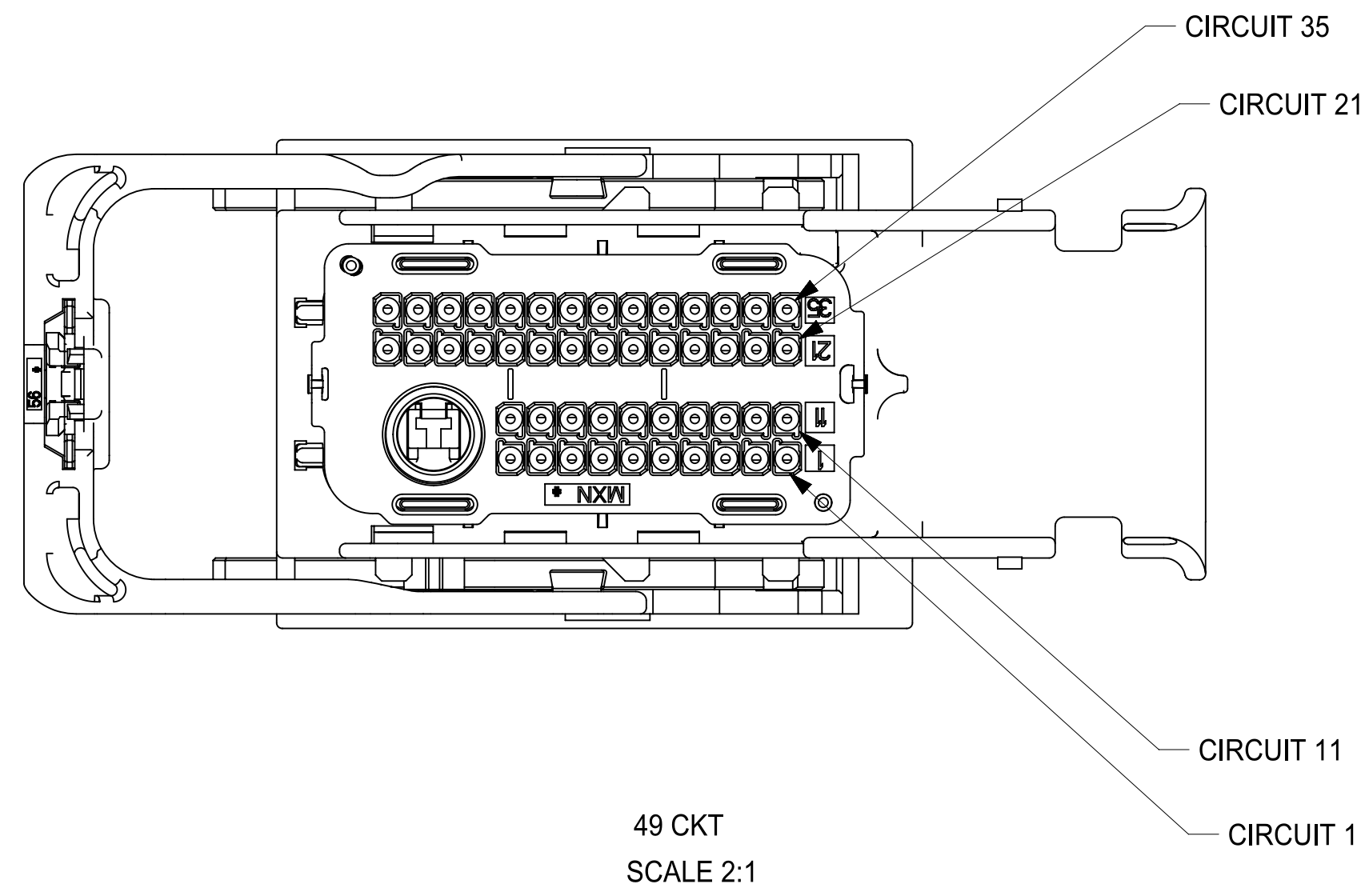
MATERIAL NUMBER CUSTOMER SHEET NUMBER

GENERAL MARKET 3 OF 13

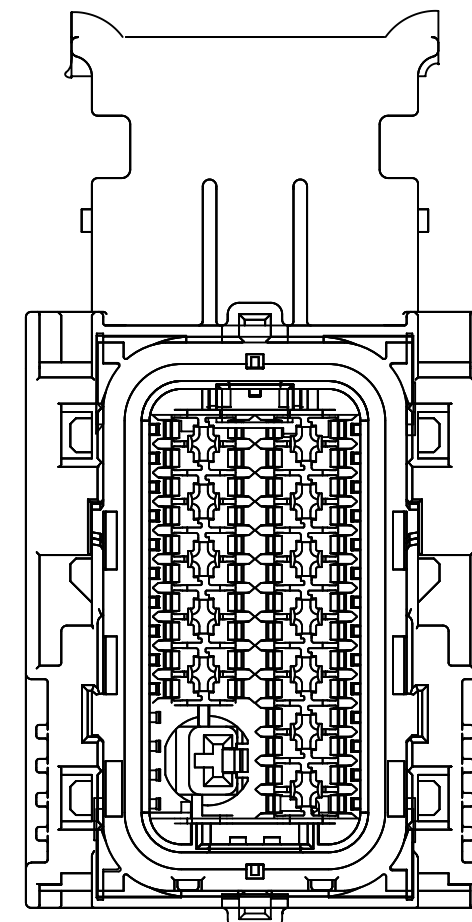
49 CKT

WIRE DRESS OPTION 0

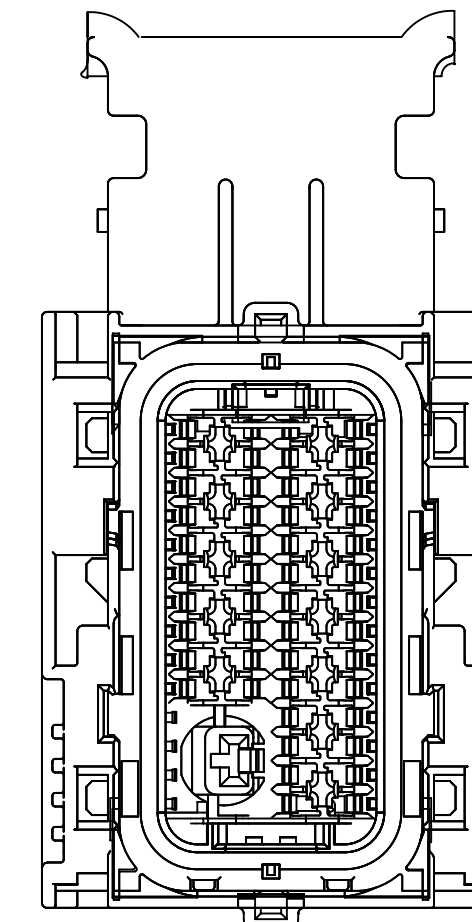
HOUSING ONLY, SHOWN FOR CLARITY



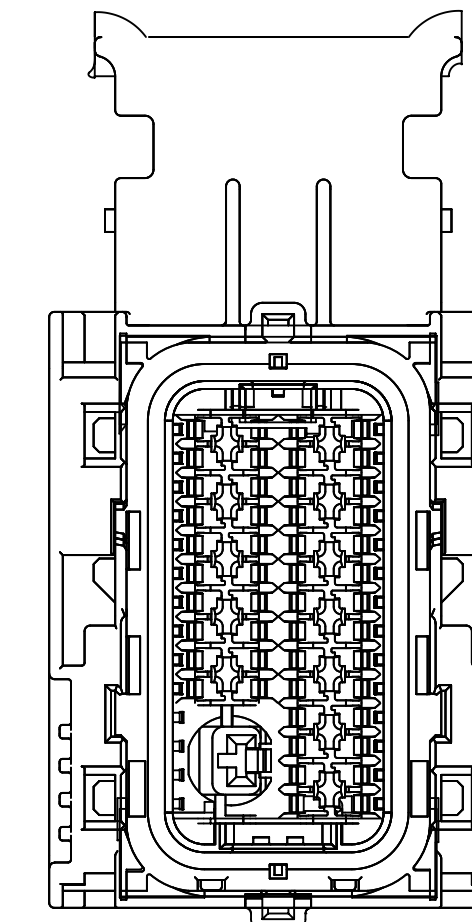
KEY A



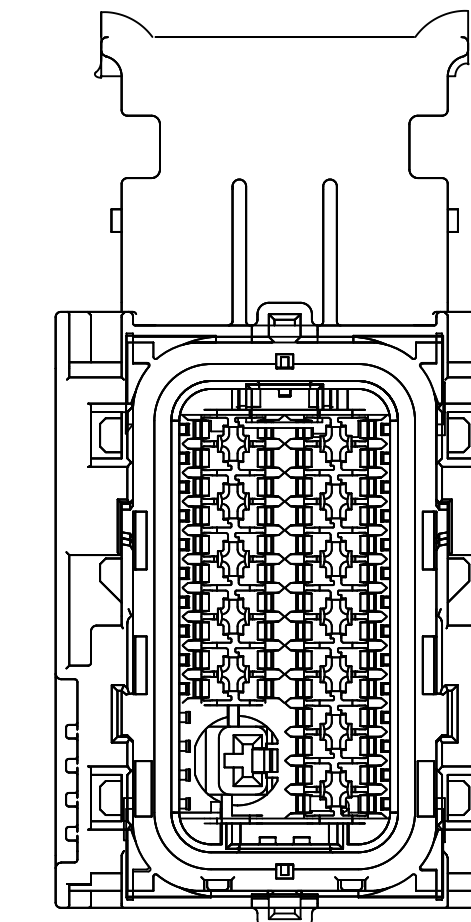
KEY B



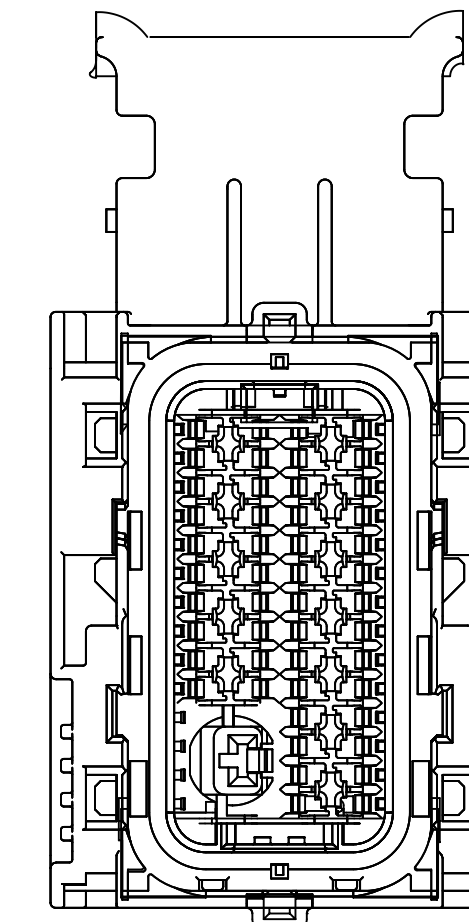
KEY C



KEY D

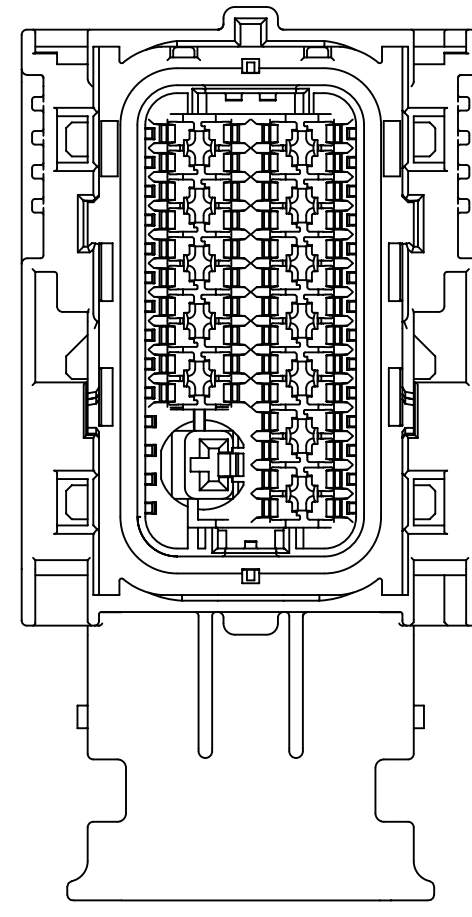
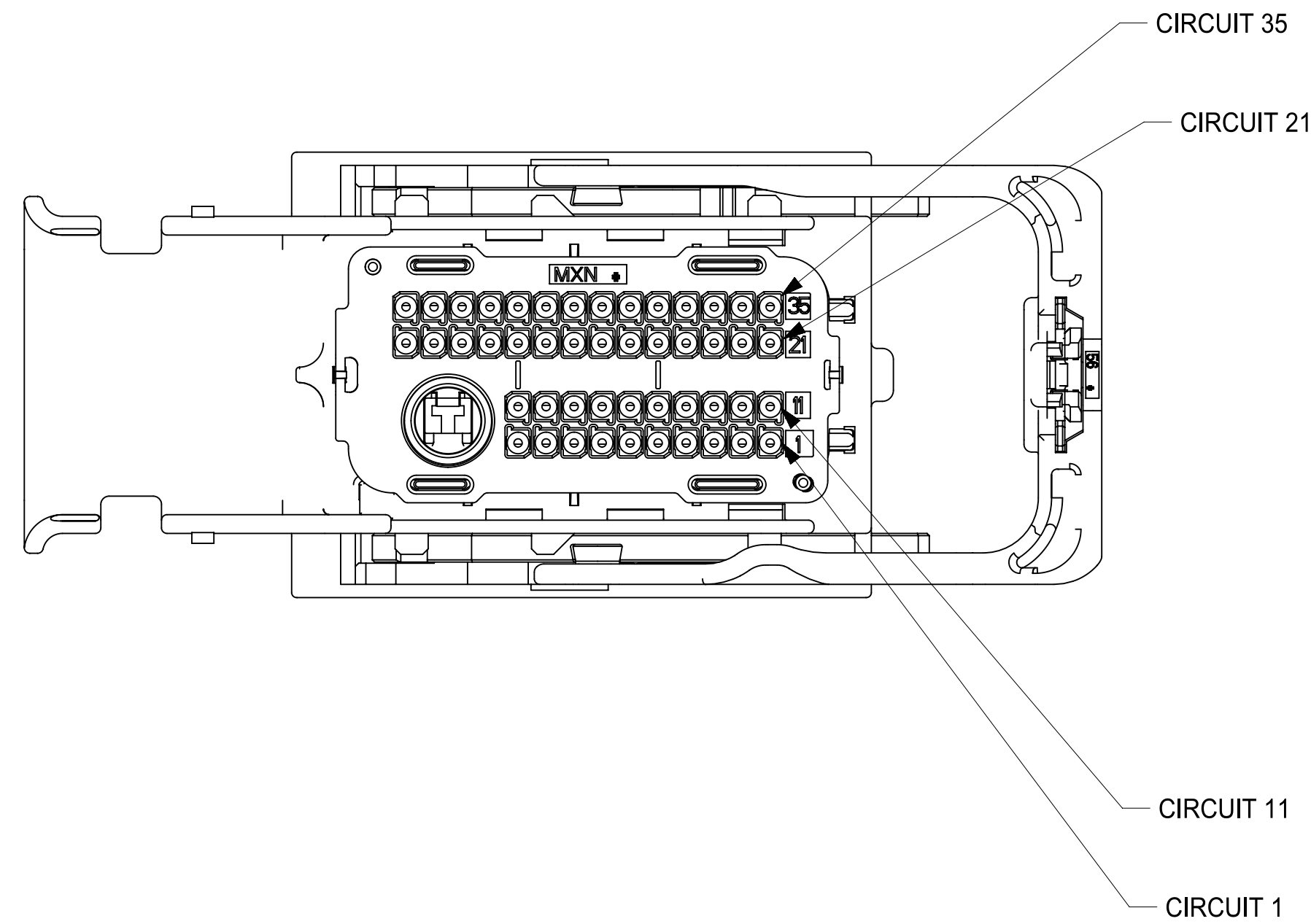


KEY E

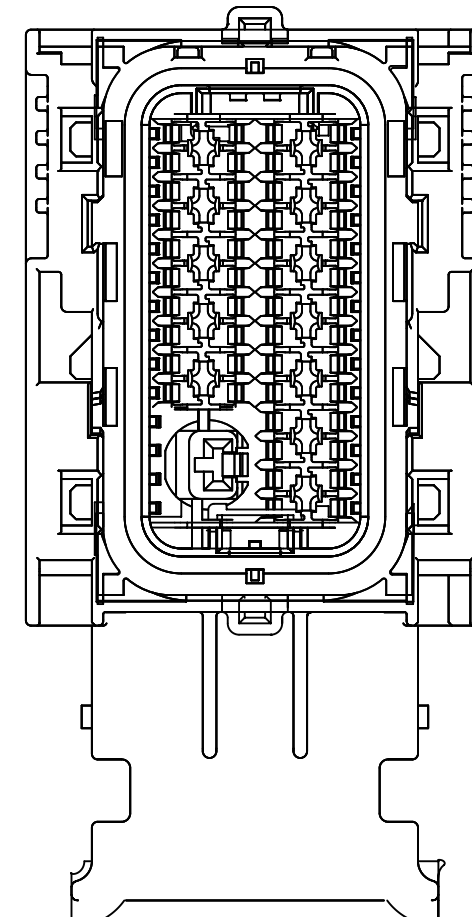


KEY F

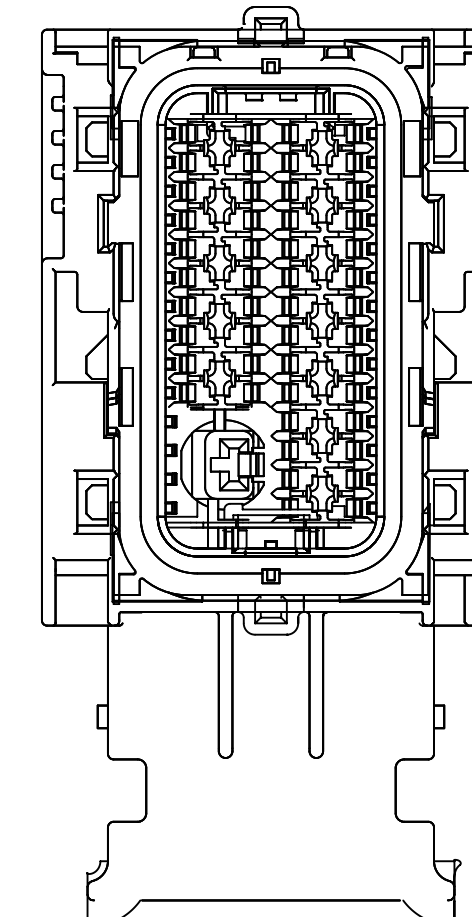
WIRE DRESS OPTION 9



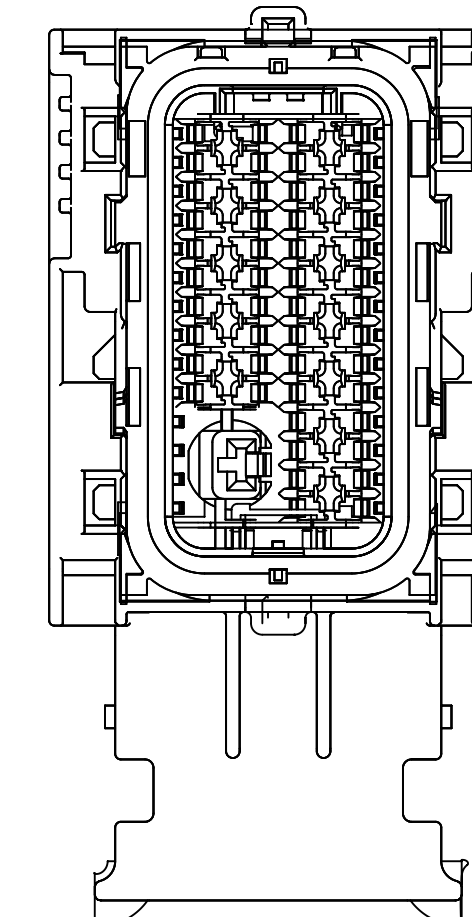
KEY A



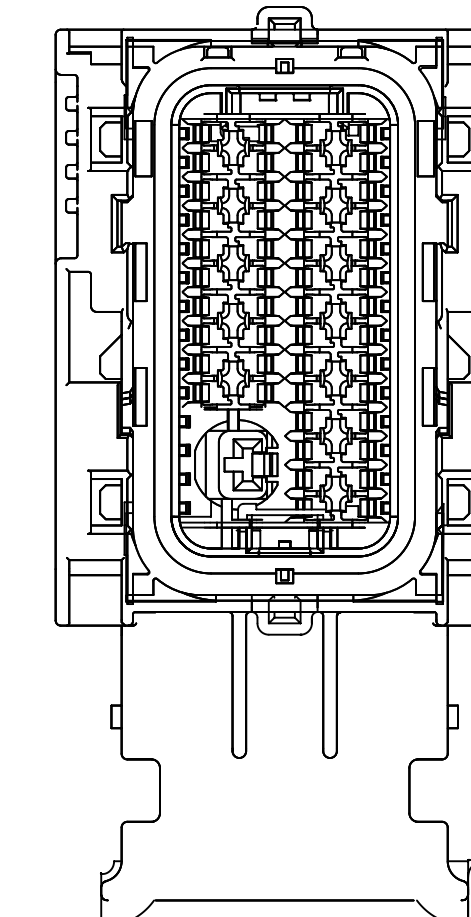
KEY B



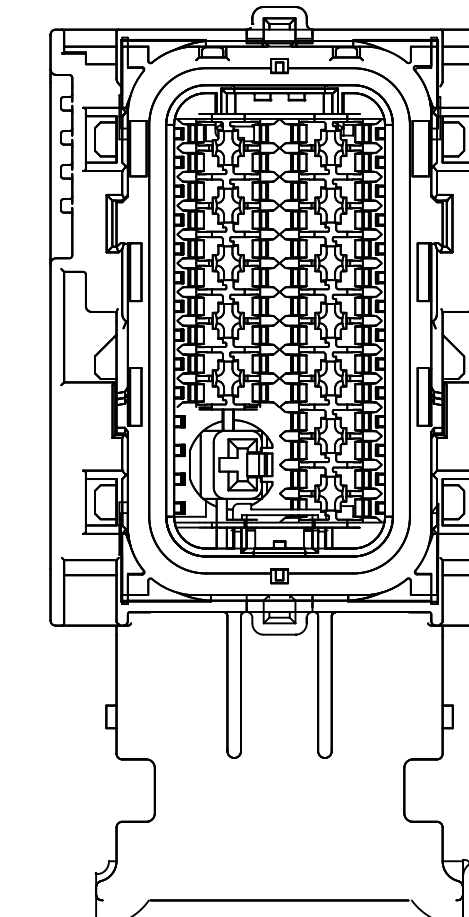
KEY C



KEY D



KEY E



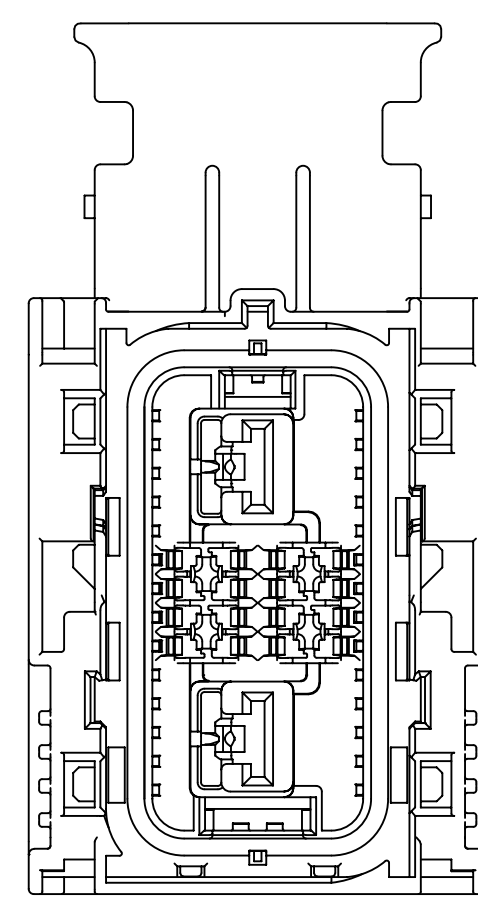
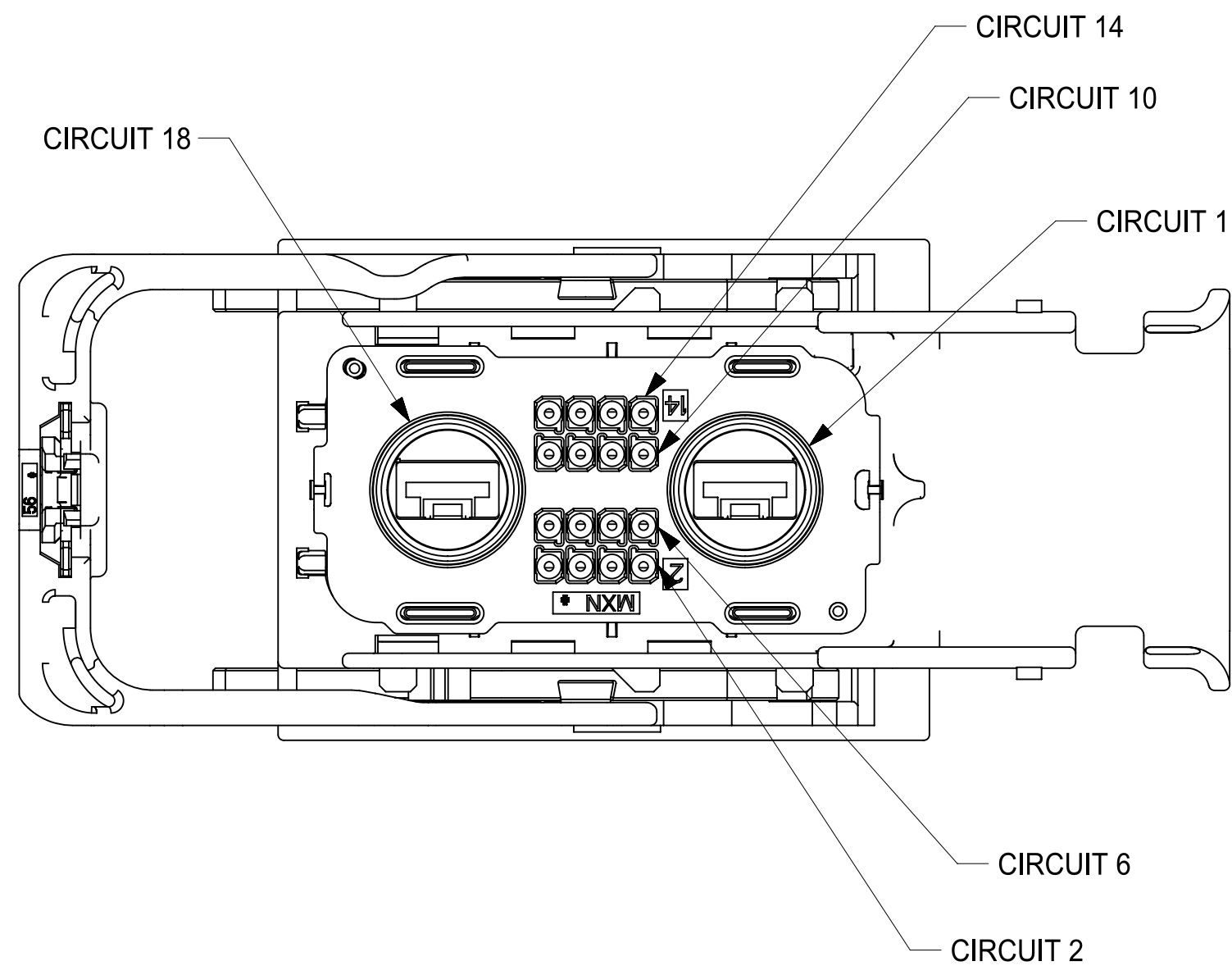
KEY F

FUNCTIONAL SYMBOLS $F_A = 0$ $F_C = 0$ $F_D = 0$	THIS DRAWING CONTAINS INFORMATION THAT IS PROPRIETARY TO MOLEX ELECTRONIC TECHNOLOGIES, LLC AND SHOULD NOT BE USED WITHOUT WRITTEN PERMISSION		DIMENSION UNITS: <b>mm</b>		SCALE: <b>1.5:1</b>	CURRENT REV DESC: SEE REVISION TABLE					
	GENERAL TOLERANCES (UNLESS SPECIFIED)		ANGULAR TOL $\pm 0.5^\circ$		PHASE: Design Production CO NO: CO-00000304 DRWN: Kevin Kang 2022-05-18 CHK'D: Anil Kumar M S 2022-06-28 APPR: Brad Dick 2022-07-12		MX123 18/49/56 CKT HRNS CONN ASSY				
DIVISIONAL SYMBOLS		4 PLACES $\pm$ 3 PLACES $\pm$ 2 PLACES $\pm$ 1 PLACE $\pm$ 0 PLACES $\pm$		INITIAL REVISION: DRWN: RFC_PLMIMP APPR:		PRODUCT SALES DRAWING			DOCUMENT NUMBER: <b>SD-34576-001</b>		
DRAFT WHERE APPLICABLE MUST REMAIN WITHIN DIMENSIONS		THIRD ANGLE PROJECTION		DRAWING: <b>D-SIZE</b>		SERIES: <b>34576</b>		MATERIAL NUMBER:		CUSTOMER: <b>GENERAL MARKET</b>	
								DOC TYPE: <b>PSD</b>		DOC PART: <b>000</b>	
								REVISION: <b>F84</b>		SHEET NUMBER: <b>4 OF 13</b>	

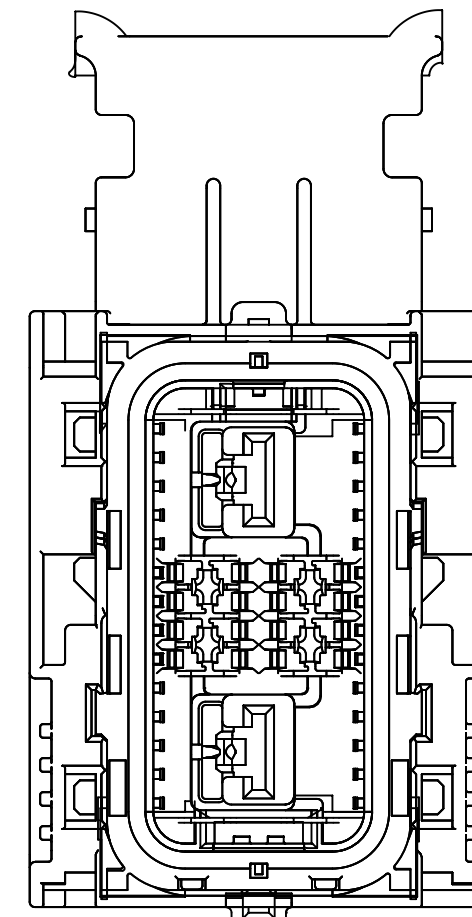


18 CKT  
WIRE DRESS OPTION 0

HOUSING ONLY, SHOWN FOR CLARITY

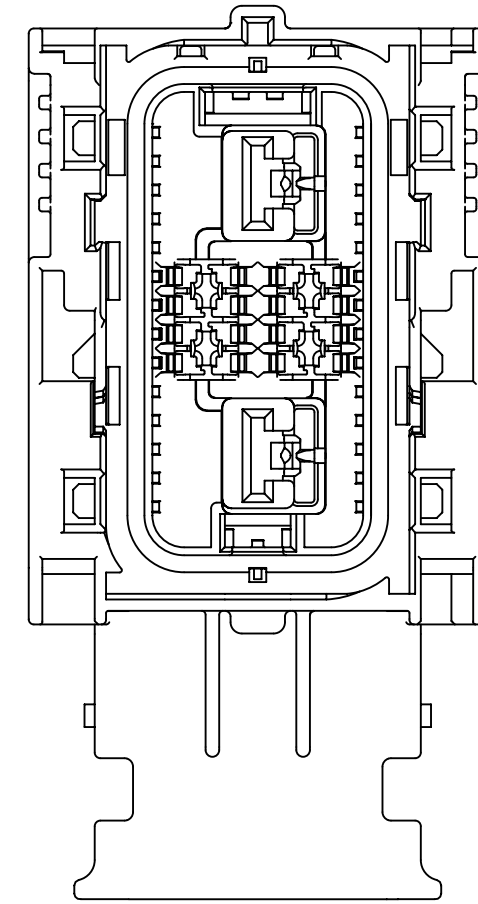
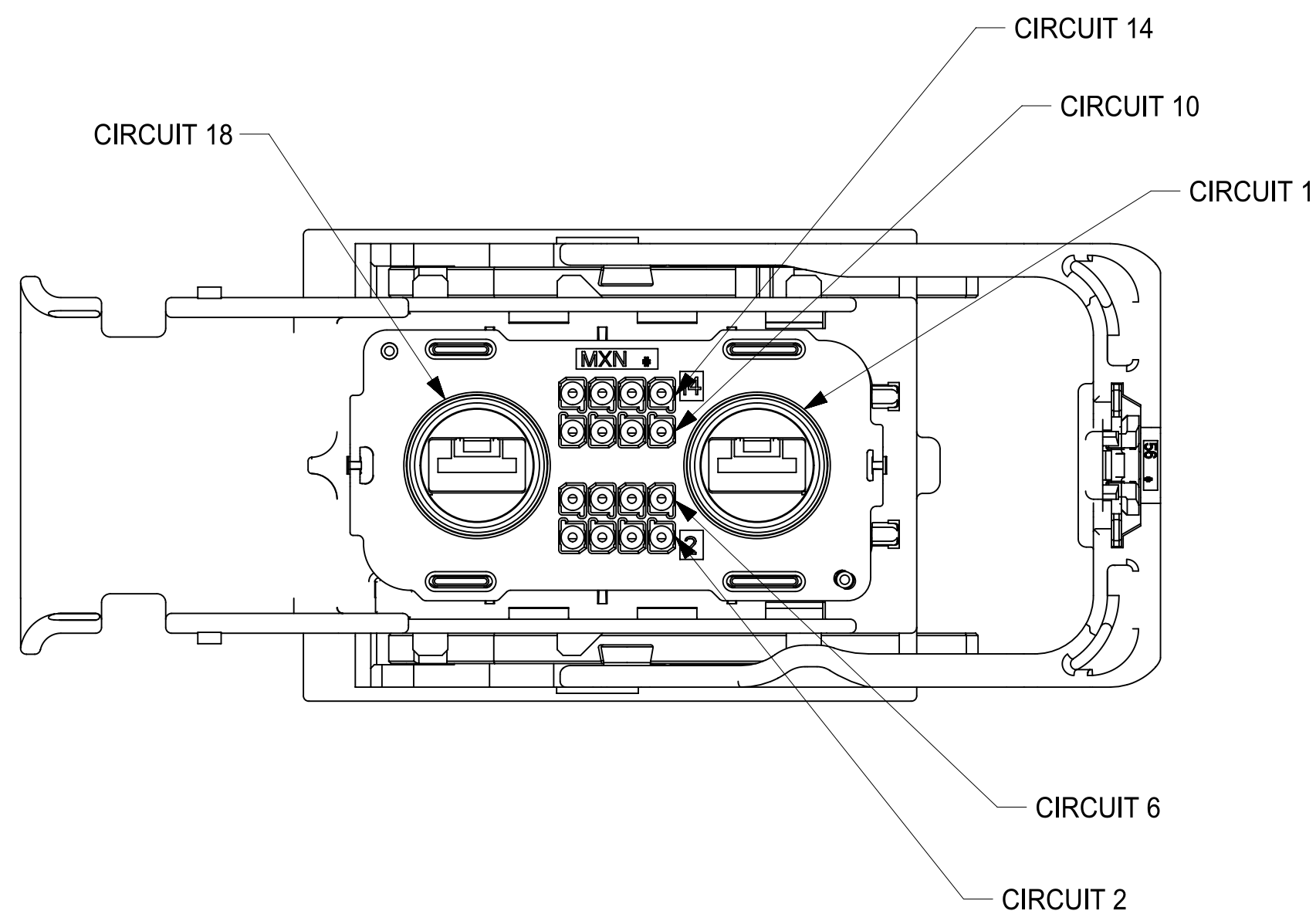


KEY G

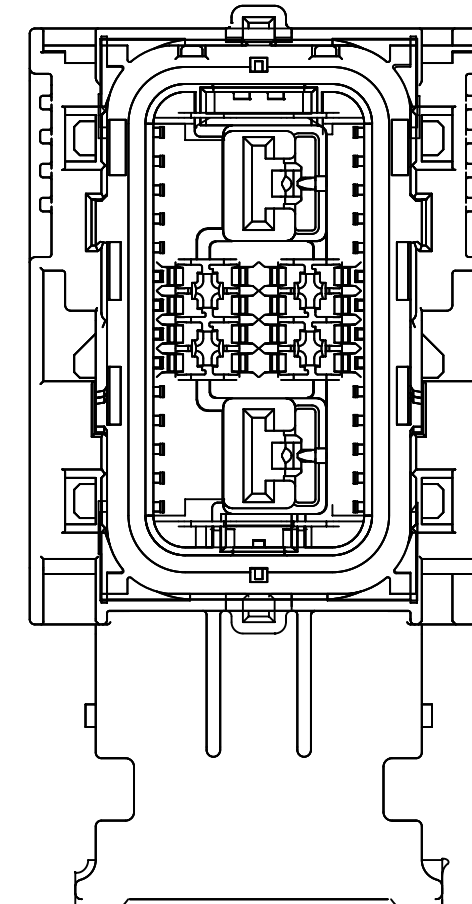


KEY H

WIRE DRESS OPTION 9



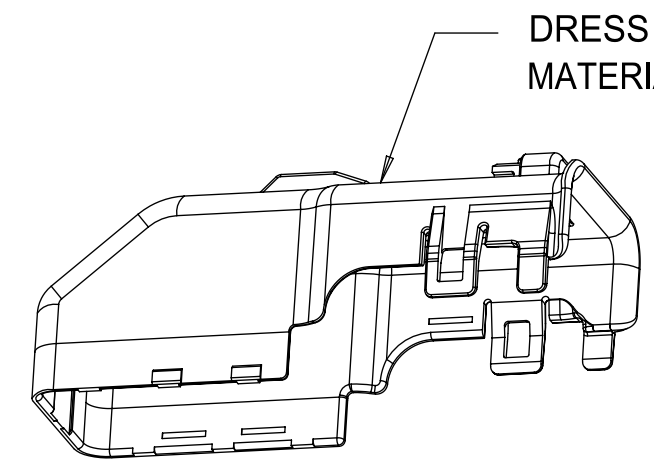
KEY G



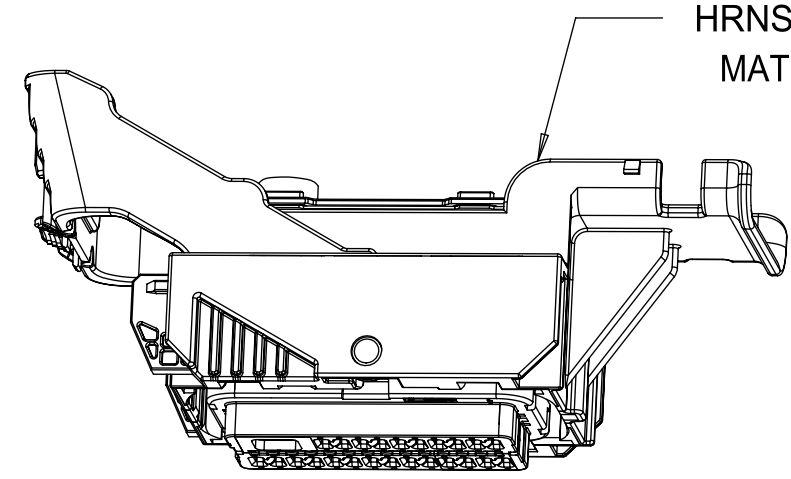
KEY H

FUNCTIONAL SYMBOLS	THIS DRAWING CONTAINS INFORMATION THAT IS PROPRIETARY TO MOLEX ELECTRONIC TECHNOLOGIES, LLC AND SHOULD NOT BE USED WITHOUT WRITTEN PERMISSION			
	DIMENSION UNITS	SCALE	CURRENT REV DESC: SEE REVISION TABLE	
$\frac{F}{A} = 0$	mm	1.5:1	PHASE: Design Production CO NO: CO-00000304 DRWN: Kevin Kang CHK'D: Anil Kumar M S APPR: Brad Dick	
$\frac{F}{C} = 0$	GENERAL TOLERANCES (UNLESS SPECIFIED)			
$\frac{F}{D} = 0$	ANGULAR TOL $\pm 0.5^\circ$			
DIVISIONAL SYMBOLS	4 PLACES	$\pm$		2022-05-18
	3 PLACES	$\pm$		2022-06-28
	2 PLACES	$\pm$	2022-07-12	
	1 PLACE	$\pm$		
	0 PLACES	$\pm$		
DRAFT WHERE APPLICABLE MUST REMAIN WITHIN DIMENSIONS		THIRD ANGLE PROJECTION	DRAWING	
			D-SIZE	
		SERIES	34576	
		MATERIAL NUMBER	GENERAL MARKET	
		CUSTOMER		
		SHEET NUMBER	5 OF 13	
		DOCUMENT NUMBER	SD-34576-001	
		DOC TYPE	PSD	
		DOC PART	000	
		REVISION	F84	
		molex MX123 18/49/56 CKT HRNS CONN ASSY PRODUCT SALES DRAWING		

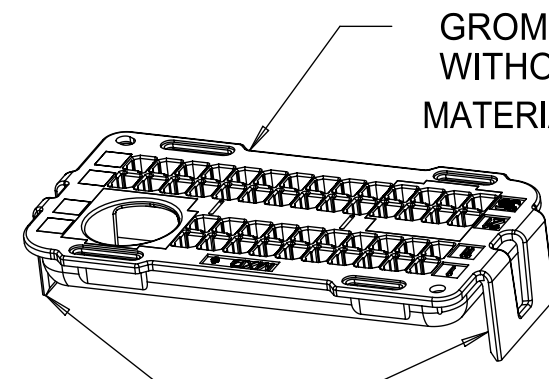
# HRNS ASSY COMPONENT LIST



DRESS COVER  
MATERIAL #: SEE HRNS ASSY TABLE

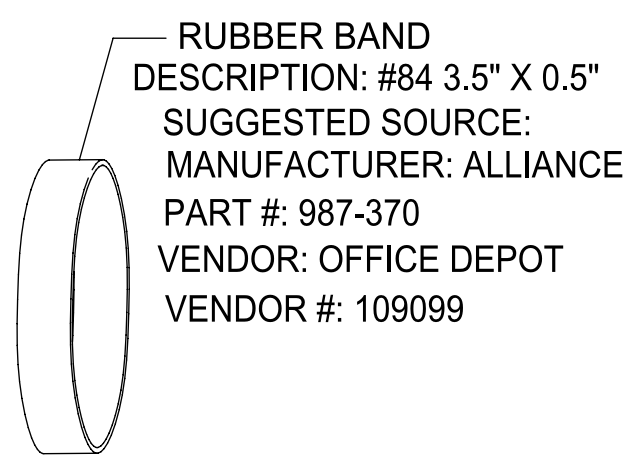


HRNS CONN ASSY  
MATERIAL #: SEE HRNS ASSY TABLE

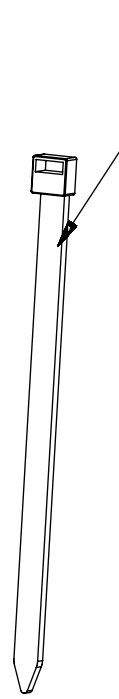


GROMMET CAP WITHOUT LATCHES  
MATERIAL #: SEE HRNS ASSY TABLE

LATCHES  
NEED TO BROKEN OFF



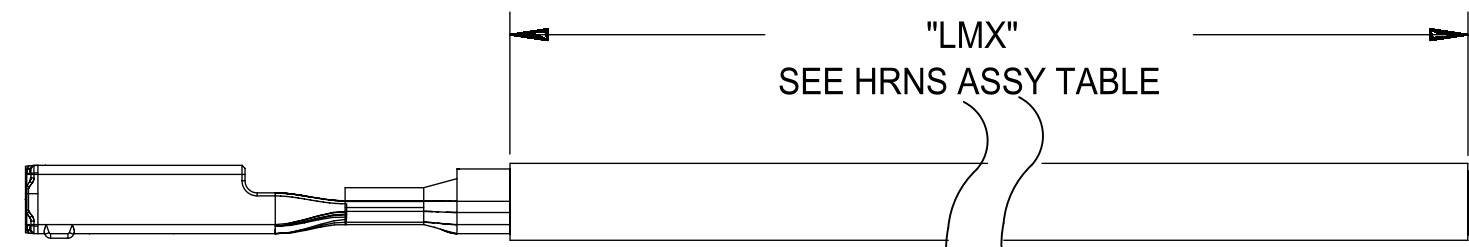
RUBBER BAND  
DESCRIPTION: #84 3.5" X 0.5"  
SUGGESTED SOURCE:  
MANUFACTURER: ALLIANCE  
PART #: 987-370  
VENDOR: OFFICE DEPOT  
VENDOR #: 109099




TY-RAP  
DESCRIPTION: SIZE TY25 CABLE TIE  
SUGGESTED SOURCE:  
MANUFACTURER: THOMAS & BETTS  
PART #: TY25M  
VENDOR: CRESENT ELEC  
VENDOR #: 104144




MX64 WIRE ASSY LOOPED  
MATERIAL #: SEE HRNS ASSY TABLE



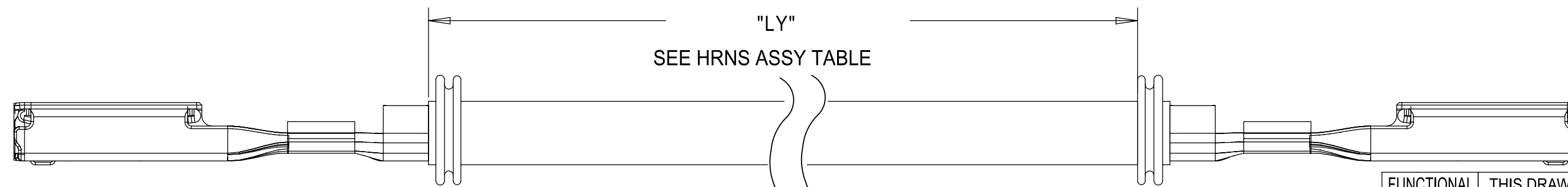
MX64 WIRE ASSY PIGTAIL  
MATERIAL #: SEE HRNS ASSY TABLE



2.8mm YESC SEALED FEMALE PIGTAIL ASSY  
MATERIAL #: SEE HRNS ASSY TABLE



6.3mm FCI APEX SEALED FEMALE PIGTAIL ASSY  
MATERIAL #: SEE HRNS ASSY TABLE



6.3mm FCI APEX SEALED FEMALE LOOPED ASSY  
MATERIAL #: SEE HRNS ASSY TABLE

## AWG WIRE HRNS ASSY TABLE - TYPE 1

TESTED	HRNS ASSY					HRNS CONN ASSY MATERIAL #	DRESS COVER MATERIAL #	GROMMET CAP MATERIAL #	MX64 WIRE ASSY PER E-33468-001						2.8mm YESC SEALED FEMALE TERMINAL TIN/ 6.3mm FCI APEX SEALED FEMALE TERMINAL Sn-Ag					TY-RAP QTY	RUBBER BAND QTY			
	MATERIAL #	CIRCUIT ID	KEY OPTION	WIRE DRESS OPTION	STATUS				MATERIAL #	MATERIAL #	MATERIAL #	RCPT PLATING	SAE WIRE SIZE #	WIRE TYPE	PIGTAIL OR LOOPED	"LMX" IN METERS 10%	QTY	MATERIAL #	SAE/ISO WIRE SIZE #			WIRE TYPE	PIGTAIL OR LOOPED	"LMX" IN METERS 10%
NO	34090-9333	56	G	0	OBSOLETE	34576-0703	34575-0003	34581-0301	334670103	Au	18	TXL	PGTL	3	56	N/A	N/A	N/A	N/A	N/A	6	0		
NO	34090-9313	56	G	0	OBSOLETE	34576-0703	34575-0003	34581-0301	334670102	Au	18	TXL	PGTL	1	56	N/A	N/A	N/A	N/A	N/A	3	0		
NO	34335-9313	56	G	0	OBSOLETE	34576-0703	34575-0003	34581-0301	334670105	Au	18	PTFE	PGTL	1	56	N/A	N/A	N/A	N/A	N/A	3	0		
NO	34335-9333	56	G	0	OBSOLETE	34576-0703	34575-0003	34581-0301	334670106	Au	18	PTFE	PGTL	3	56	N/A	N/A	N/A	N/A	N/A	6	0		
YES	34332-9333	56	G	0	OBSOLETE	34576-0703	34575-0003	34581-0301	334670104	Au	18	TXL	LPD	1	28	N/A	N/A	N/A	N/A	N/A	3	1		
NO	34090-9334	56	G	0	OBSOLETE	34576-0703	34575-0003	34581-0301	334670203	Ag	18	TXL	PGTL	3	56	N/A	N/A	N/A	N/A	N/A	6	0		
NO	34090-9314	56	G	0	OBSOLETE	34576-0703	34575-0003	34581-0301	334670202	Ag	18	TXL	PGTL	1	56	N/A	N/A	N/A	N/A	N/A	3	0		
NO	34332-9334	56	G	0	OBSOLETE	34576-0703	34575-0003	34581-0301	334670204	Ag	18	TXL	LPD	1	28	N/A	N/A	N/A	N/A	N/A	3	1		
NO	34090-9334	56	G	0	OBSOLETE	34576-0703	34575-0003	34581-0301	334670203	Ag	18	TXL	PGTL	3	56	N/A	N/A	N/A	N/A	N/A	6	0		
NO	34332-9334	56	G	0	OBSOLETE	34576-0703	34575-0003	34581-0301	334670204	Ag	18	TXL	LPD	1	28	N/A	N/A	N/A	N/A	N/A	3	1		
NO	34335-9314	56	G	0	OBSOLETE	34576-0703	34575-0003	34581-0301	334670205	Ag	18	PTFE	PGTL	1	56	N/A	N/A	N/A	N/A	N/A	3	0		
NO	34335-9334	56	G	0	OBSOLETE	34576-0703	34575-0003	34581-0301	334670206	Ag	18	PTFE	PGTL	3	56	N/A	N/A	N/A	N/A	N/A	6	0		
NO	34090-8134	18	G	0	OBSOLETE	34851-0007	34575-0003	34851-0701	334670203	Ag	18	TXL	PGTL	3	16	348810005	6mm <sup>2</sup>	TXL	PGTL	3	2	6	0	
NO	34090-8034	18	H	0	OBSOLETE	34851-0008	34575-0003	34851-0701	334670203	Ag	18	TXL	PGTL	3	16	348810005	6mm <sup>2</sup>	TXL	PGTL	3	2	6	0	
NO	34332-8134	18	G	0	OBSOLETE	34851-0025	34575-0003	34851-0711	N/A	N/A	N/A	N/A	N/A	N/A	N/A	348810006	6mm <sup>2</sup>	TXL	LPD	0.305	1	0	0	
NO	34332-8034	18	H	0	OBSOLETE	34851-0026	34575-0003	34851-0711	N/A	N/A	N/A	N/A	N/A	N/A	N/A	348810006	6mm <sup>2</sup>	TXL	LPD	0.305	1	0	0	
NO	34090-8154	18	G	0	OBSOLETE	34851-0007	34575-0003	34851-0701	334670207	Ag	18	TXL	PGTL	5	16	348810007	6mm <sup>2</sup>	TXL	PGTL	5	2	10	0	
NO	34090-8054	18	H	0	OBSOLETE	34851-0008	34575-0003	34851-0701	334670207	Ag	18	TXL	PGTL	5	16	348810007	6mm <sup>2</sup>	TXL	PGTL	5	2	10	0	
NO	34090-7534	18	G	0	OBSOLETE	34851-0027	34575-0003	34851-1001	334670203	Ag	18	TXL	PGTL	3	16	348810005	6mm <sup>2</sup>	TXL	PGTL	3	2	10	0	
NO	34090-7434	18	H	0	OBSOLETE	34851-0028	34575-0003	34851-1002	334670203	Ag	18	TXL	PGTL	3	16	348810005	6mm <sup>2</sup>	TXL	PGTL	3	2	10	0	
NO	34090-9374	56	G	0	OBSOLETE	34576-0703	34575-0003	34581-0301	334670209	Ag	18	TXL	PGTL	7.5	56	N/A	N/A	N/A	N/A	N/A	NA	NA	0	0
NO	34090-9934	49	A	0	OBSOLETE	34576-0103	34575-0003	34581-0101	334670203	Ag	18	TXL	PGTL	3	48	343670005	14	TXL	PGTL	3	1	6	0	
NO	34090-9734	49	C	0	OBSOLETE	34576-0303	34575-0003	34581-0101	334670203	Ag	18	TXL	PGTL	3	48	343670005	14	TXL	PGTL	3	1	6	0	
NO	34090-9914	49	A	0	OBSOLETE	34576-0103	34575-0003	34581-0101	334670201	Ag	18	TXL	PGTL	1	48	343670001	14	TXL	PGTL	1	1	6	0	
NO	34090-9714	49	C	0	OBSOLETE	34576-0303	34575-0003	34581-0101	334670201	Ag	18	TXL	PGTL	1	48	343670001	14	TXL	PGTL	1	1	6	0	
NO	34090-9234	56	H	0	OBSOLETE	34576-0803	34575-0003	34581-0301	334670203	Ag	18	TXL	PGTL	3	56	N/A	N/A	N/A	N/A	N/A	6	0	0	

PRODUCTION PART # FOR HARNESS ASSEMBLY (WITH WIRES) : XXXXX-KKWP

XXXXX- SERIES NUMBER			
SERIES #	CKT SIZE	WIRE TYPE	WIRE DRESS
34090	49/56/18	TXL	PGTL
34332	49/56/18	TXL	LPD
34335	49/56/18	PTFE	PGTL

KK- HARNESS CONNECTOR KEY	
#	49/56 KEY
99	A
98	B
97	C
96	D
95	E
94	F
93	G
92	H
91	J
90	K
89	L
88	M
#	18 KEY
87	A
86	B
85	C
84	D
83	E
82	F
81	G
80	H

W- MX64 CRIMPED LEAD WIRE LENGTH (m)  
P- MX64 RECPT. TERMINAL PLATING  
3 - Au  
4 - Ag

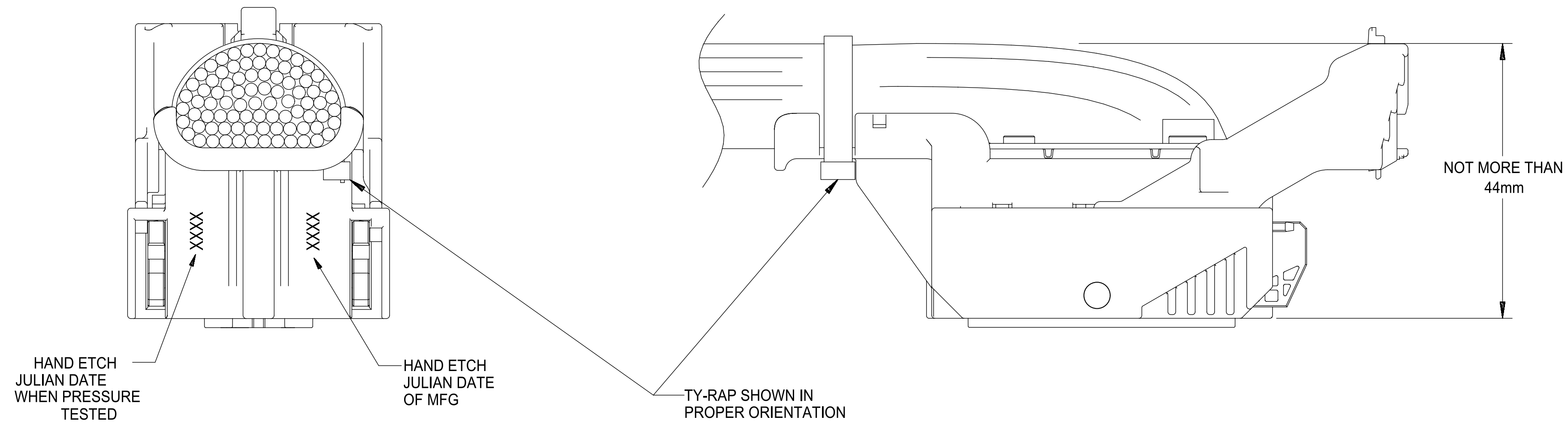
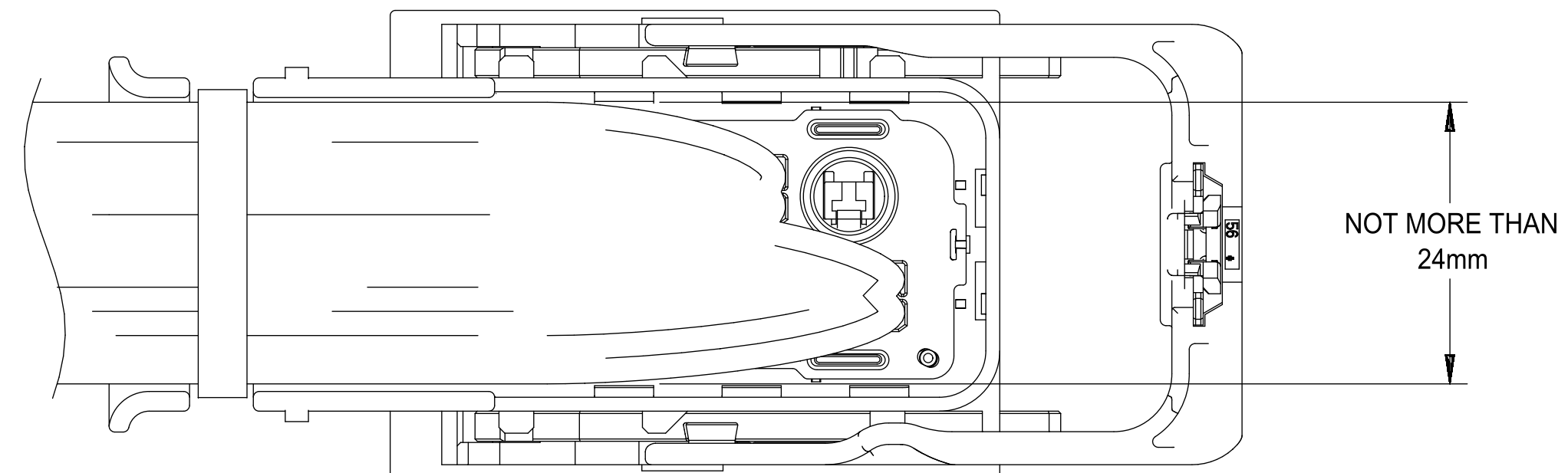
NOTES: UNLESS OTHERWISE SPECIFIED APPLIES TO "HRNS ASSY" ONLY  
1. REFER TO: PACKAGING DRAWING # PK-31300-078

FUNCTIONAL SYMBOLS FA = 0 FE = 0 FP = 0	THIS DRAWING CONTAINS INFORMATION THAT IS PROPRIETARY TO MOLEX ELECTRONIC TECHNOLOGIES, LLC AND SHOULD NOT BE USED WITHOUT WRITTEN PERMISSION		SCALE 1:1	CURRENT REV DESC: SEE REVISION TABLE
DIMENSION UNITS mm	GENERAL TOLERANCES (UNLESS SPECIFIED)	ANGULAR TOL ± 0.5°	4 PLACES ±	3 PLACES ±
DIVISIONAL SYMBOLS	2 PLACES ±	1 PLACE ±	0 PLACES ±	
DRAFT WHERE APPLICABLE MUST REMAIN WITHIN DIMENSIONS		THIRD ANGLE PROJECTION	DRAWING D-SIZE	SERIES 34576
PHASE: Design Production CO NO: CO-00000304 DRWN: Kevin Kang CHK'D: Anil Kumar M S APPR: Brad Dick		2022-05-18 2022-06-28 2022-07-12		
MX123 18/49/56 CKT HRNS CONN ASSY		PRODUCT SALES DRAWING		
DOCUMENT NUMBER SD-34576-001		DOC TYPE PSD	DOC PART 000	REVISION F84
MATERIAL NUMBER 34576		CUSTOMER GENERAL MARKET	SHEET NUMBER 6 OF 13	

### AWG WIRE HRNS ASSY TABLE - TYPE 1

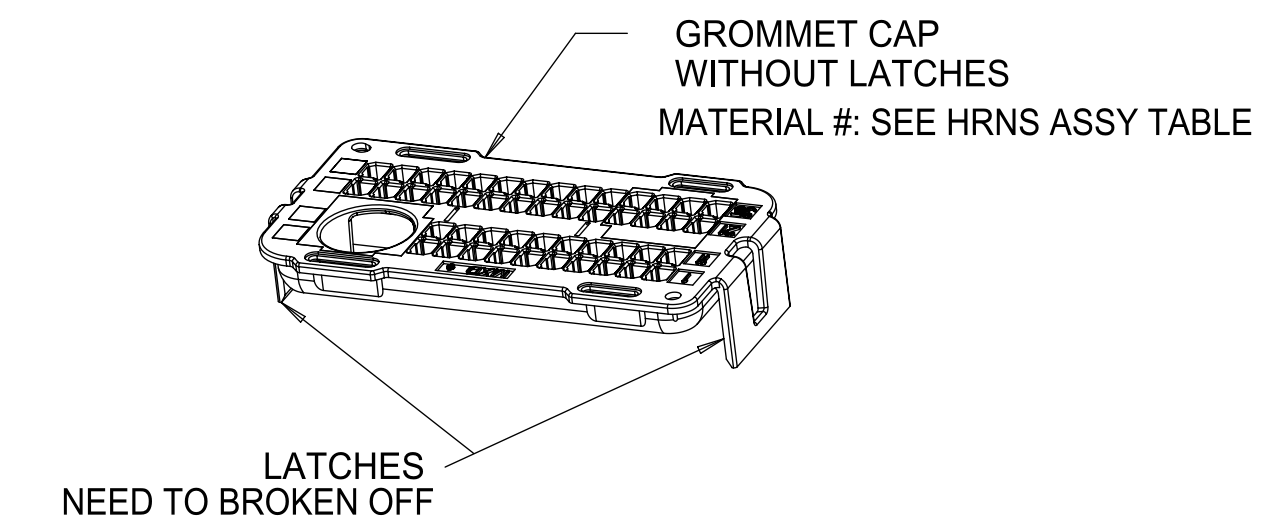
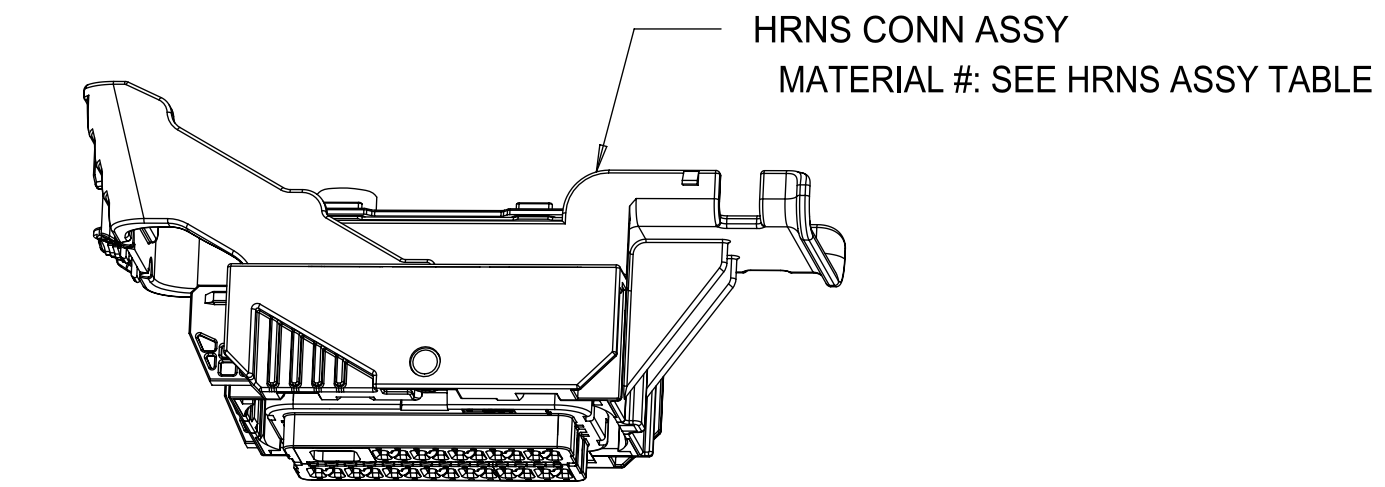
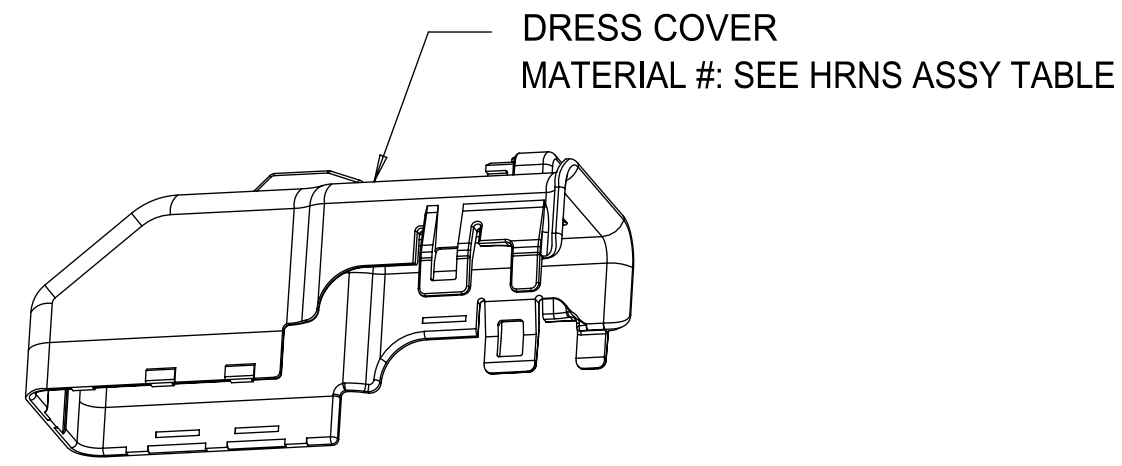
TESTED	HRNS ASSY					HRNS CONN ASSY MATERIAL #	DRESS COVER MATERIAL #	GROMMET CAP MATERIAL #	MX64 WIRE ASSY PER E-33468-001						2.8mm YESC SEALED FEMALE TERMINAL TIN/ 6.3mm FCI APEX SEALED FEMALE TERMINAL Sn-Ag					TY-RAP QTY	RUBBER BAND QTY	
	MATERIAL #	CIRCUIT ID	KEY OPTION	WIRE DRESS OPTION	STATUS				MATERIAL #	RCPT PLATING	SAE WIRE SIZE #	WIRE TYPE	PIGTAIL OR LOOPED	"LMX" IN METERS 10%	QTY	MATERIAL #	SAE/ISO WIRE SIZE #	WIRE TYPE	PIGTAIL OR LOOPED			"LMX" IN METERS ±10%
(G79) NO	34090-9244	56	H	0	OBSOLETE	34576-0803	34575-0003	34581-0301	334670214	Ag	18	TXL	PGTL	4	56	N/A	N/A	N/A	N/A	N/A	6	0
(G79) NO	34090-9274	56	H	0	OBSOLETE	34576-0803	34575-0003	34581-0301	334670209	Ag	18	TXL	PGTL	7.5	56	N/A	N/A	N/A	N/A	N/A	6	0

**AWG WIRE HRNS ASSY**  
APPLIES TO BOTH LOOPED AND PIGTAIL

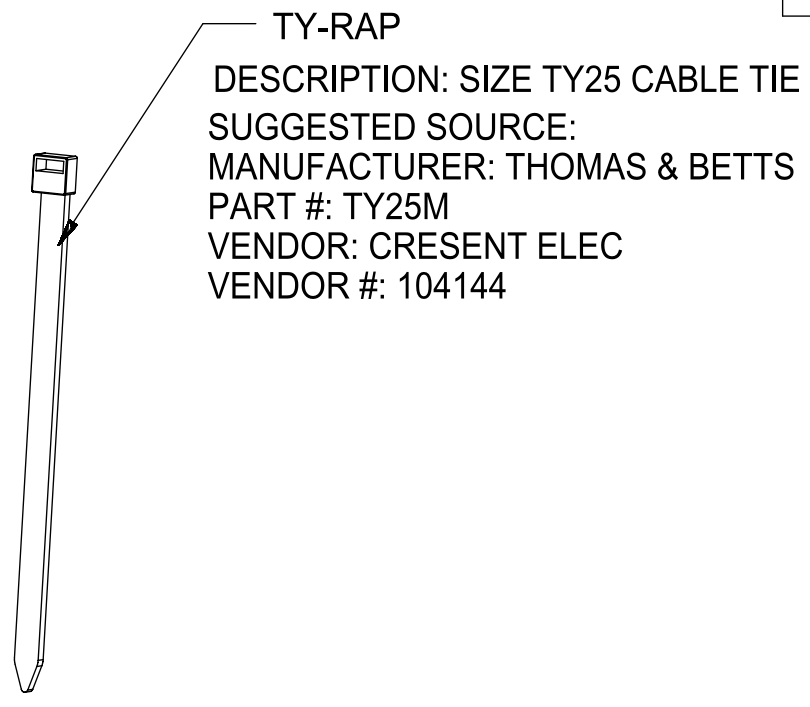
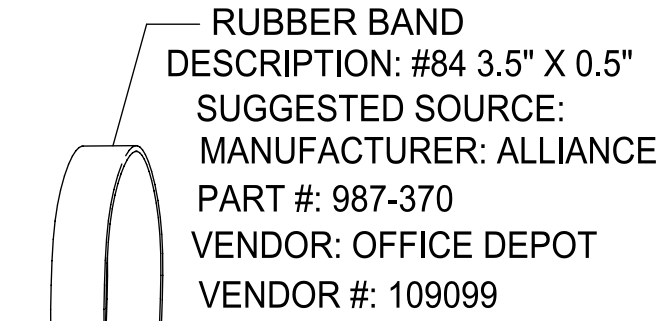


<b>FUNCTIONAL SYMBOLS</b> FA = 0 FE = 0 FP = 0 <b>DIVISIONAL SYMBOLS</b>	THIS DRAWING CONTAINS INFORMATION THAT IS PROPRIETARY TO MOLEX ELECTRONIC TECHNOLOGIES, LLC AND SHOULD NOT BE USED WITHOUT WRITTEN PERMISSION	CURRENT REV DESC: SEE REVISION TABLE	molex				
	DIMENSION UNITS: <b>mm</b> SCALE: <b>1:1</b>	GENERAL TOLERANCES (UNLESS SPECIFIED) ANGULAR TOL ± 0.5° 4 PLACES ± 3 PLACES ± 2 PLACES ± 1 PLACE ± 0 PLACES ±	PHASE: Design Production CO NO: CO-00000304 DRWN: Kevin Kang CHK'D: Anil Kumar M S APPR: Brad Dick	2022-05-18 2022-06-28 2022-07-12	MX123 18/49/56 CKT HRNS CONN ASSY		
DRAFT WHERE APPLICABLE MUST REMAIN WITHIN DIMENSIONS			THIRD ANGLE PROJECTION	DRAWING: <b>D-SIZE</b>	SERIES: <b>34576</b>	PRODUCT SALES DRAWING	
MATERIAL NUMBER: <b>SD-34576-001</b>			CUSTOMER: <b>GENERAL MARKET</b>	DOC TYPE: <b>PSD</b>	DOC PART: <b>000</b>	REVISION: <b>F84</b>	SHEET NUMBER: <b>7 OF 13</b>

# HRNS ASSY COMPONENT LIST



LATCHES NEED TO BROKEN OFF



# AWG WIRE HRNS ASSY TABLE - TYPE 1

TESTED	HRNS ASSY					HRNS CONN ASSY MATERIAL #	DRESS COVER MATERIAL #	GROMMET CAP MATERIAL #	MX64 WIRE ASSY PER E-33468-001						2.8mm YESC SEALED FEMALE TERMINAL TIN/ 6.3mm FCI APEX SEALED FEMALE TERMINAL Sn-Ag					TY-RAP QTY	RUBBER BAND QTY		
	MATERIAL #	CIRCUIT ID	KEY OPTION	WIRE DRESS OPTION	STATUS				MATERIAL #	MATERIAL #	MATERIAL #	MATERIAL #	RCPT PLATING	SAE WIRE SIZE #	WIRE TYPE	PIGTAIL OR LOOPED	"LMX" IN METERS 10%	QTY	MATERIAL #			SAE/ISO WIRE SIZE #	WIRE TYPE
NO	34090-9333	56	G	0	OBSOLETE	34576-0703	34575-0003	34581-0301	334670103	Au	18	TXL	PGTL	3	56	N/A	N/A	N/A	N/A	N/A	N/A	6	0
NO	34090-9313	56	G	0	OBSOLETE	34576-0703	34575-0003	34581-0301	334670102	Au	18	TXL	PGTL	1	56	N/A	N/A	N/A	N/A	N/A	N/A	3	0
NO	34335-9313	56	G	0	OBSOLETE	34576-0703	34575-0003	34581-0301	334670105	Au	18	PTFE	PGTL	1	56	N/A	N/A	N/A	N/A	N/A	N/A	3	0
NO	34335-9333	56	G	0	OBSOLETE	34576-0703	34575-0003	34581-0301	334670106	Au	18	PTFE	PGTL	3	56	N/A	N/A	N/A	N/A	N/A	N/A	6	0
YES	34332-9333	56	G	0	OBSOLETE	34576-0703	34575-0003	34581-0301	334670104	Au	18	TXL	LPD	1	28	N/A	N/A	N/A	N/A	N/A	N/A	3	1
NO	34090-9334	56	G	0	OBSOLETE	34576-0703	34575-0003	34581-0301	334670203	Ag	18	TXL	PGTL	3	56	N/A	N/A	N/A	N/A	N/A	N/A	6	0
NO	34090-9314	56	G	0	OBSOLETE	34576-0703	34575-0003	34581-0301	334670202	Ag	18	TXL	PGTL	1	56	N/A	N/A	N/A	N/A	N/A	N/A	3	0
NO	34332-9334	56	G	0	OBSOLETE	34576-0703	34575-0003	34581-0301	334670204	Ag	18	TXL	LPD	1	28	N/A	N/A	N/A	N/A	N/A	N/A	3	1
NO	34090-9334	56	G	0	OBSOLETE	34576-0703	34575-0003	34581-0301	334670203	Ag	18	TXL	PGTL	3	56	N/A	N/A	N/A	N/A	N/A	N/A	6	0
NO	34332-9334	56	G	0	OBSOLETE	34576-0703	34575-0003	34581-0301	334670204	Ag	18	TXL	LPD	1	58	N/A	N/A	N/A	N/A	N/A	N/A	3	1
NO	34335-9314	56	G	0	OBSOLETE	34576-0703	34575-0003	34581-0301	334670205	Ag	18	PTFE	PGTL	1	56	N/A	N/A	N/A	N/A	N/A	N/A	3	0
NO	34335-9334	56	G	0	OBSOLETE	34576-0703	34575-0003	34581-0301	334670206	Ag	18	PTFE	PGTL	3	56	N/A	N/A	N/A	N/A	N/A	N/A	6	0
NO	34090-8134	18	G	0	OBSOLETE	34851-0007	34575-0003	34851-0701	334670203	Ag	18	TXL	PGTL	3	16	348810005	6mm <sup>2</sup>	TXL	PGTL	3	2	6	0
NO	34090-8034	18	H	0	OBSOLETE	34851-0008	34575-0003	34851-0701	334670203	Ag	18	TXL	PGTL	3	16	348810005	6mm <sup>2</sup>	TXL	PGTL	3	2	6	0
NO	34332-8134	18	G	0	OBSOLETE	34851-0025	34575-0003	34851-0711	N/A	N/A	N/A	N/A	N/A	N/A	N/A	348810006	6mm <sup>2</sup>	TXL	LPD	0.305	1	0	0
NO	34332-8034	18	H	0	OBSOLETE	34851-0026	34575-0003	34851-0711	N/A	N/A	N/A	N/A	N/A	N/A	N/A	348810006	6mm <sup>2</sup>	TXL	LPD	0.305	1	0	0
NO	34090-8154	18	G	0	OBSOLETE	34851-0007	34575-0003	34851-0701	334670207	Ag	18	TXL	PGTL	5	16	348810007	6mm <sup>2</sup>	TXL	PGTL	5	2	10	0
NO	34090-8054	18	H	0	OBSOLETE	34851-0008	34575-0003	34851-0701	334670207	Ag	18	TXL	PGTL	5	16	348810007	6mm <sup>2</sup>	TXL	PGTL	5	2	10	0
NO	34090-7534	18	G	0	OBSOLETE	34851-0027	34575-0003	34851-1001	334670203	Ag	18	TXL	PGTL	3	16	348810005	6mm <sup>2</sup>	TXL	PGTL	3	2	10	0
NO	34090-7434	18	H	0	OBSOLETE	34851-0028	34575-0003	34851-1002	334670203	Ag	18	TXL	PGTL	3	16	348810005	6mm <sup>2</sup>	TXL	PGTL	3	2	10	0
NO	34090-9374	56	G	0	OBSOLETE	34576-0703	34575-0003	34581-0301	334670209	Ag	18	TXL	PGTL	7.5	56	N/A	N/A	N/A	N/A	N/A	N/A	NA	NA
NO	34090-9934	49	A	0	OBSOLETE	34576-0103	34575-0003	34581-0101	334670203	Ag	18	TXL	PGTL	3	48	343670005	14	TXL	PGTL	3	1	6	0
NO	34090-9734	49	C	0	OBSOLETE	34576-0303	34575-0003	34581-0101	334670203	Ag	18	TXL	PGTL	3	48	343670005	14	TXL	PGTL	3	1	6	0
NO	34090-9914	49	A	0	OBSOLETE	34576-0103	34575-0003	34581-0101	334670201	Ag	18	TXL	PGTL	1	48	343670001	14	TXL	PGTL	1	1	6	0
NO	34090-9714	49	C	0	OBSOLETE	34576-0303	34575-0003	34581-0101	334670201	Ag	18	TXL	PGTL	1	48	343670001	14	TXL	PGTL	1	1	6	0
NO	34090-9234	56	H	0	OBSOLETE	34576-0803	34575-0003	34581-0301	334670203	Ag	18	TXL	PGTL	3	56	N/A	N/A	N/A	N/A	N/A	N/A	6	0

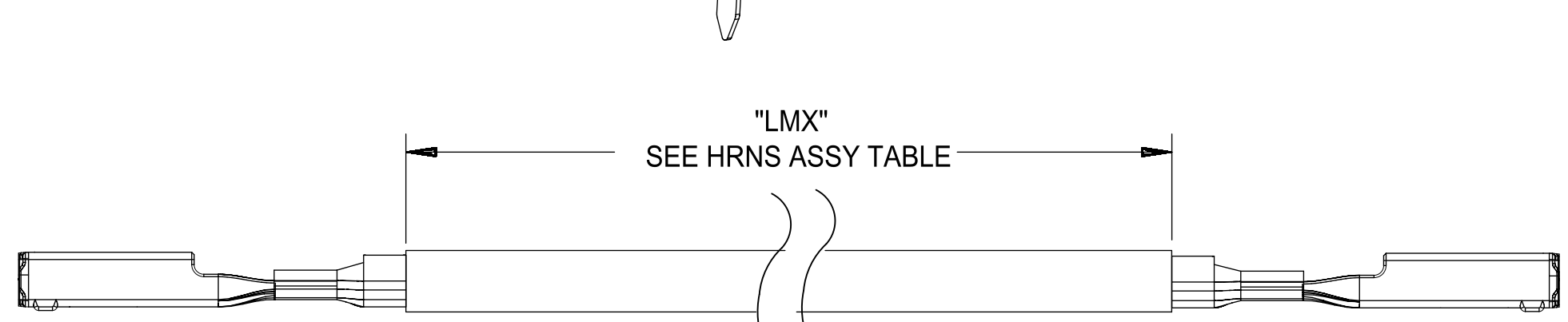
## PRODUCTION PART # FOR HARNESS ASSEMBLY (WITH WIRES) : XXXXX-KKWP

XXXXX- SERIES NUMBER			
SERIES #	CKT SIZE	WIRE TYPE	WIRE DRESS
34090	49/56/18	TXL	PGTL
34332	49/56/18	TXL	LPD
34335	49/56/18	PTFE	PGTL

KK- HARNESS CONNECTOR KEY	
#	49/56 KEY
99	A
98	B
97	C
96	D
95	E
94	F
93	G
92	H
91	J
90	K
89	L
88	M
#	18 KEY
87	A
86	B
85	C
84	D
83	E
82	F
81	G
80	H

W- MX64 CRIMPED LEAD WIRE LENGTH (m)  
P- MX64 RECPT. TERMINAL PLATING  
3 - Au  
4 - Ag


NOTES: UNLESS OTHERWISE SPECIFIED APPLIES TO "HRNS ASSY" ONLY  
1. REFER TO: PACKAGING DRAWING # PK-31300-078



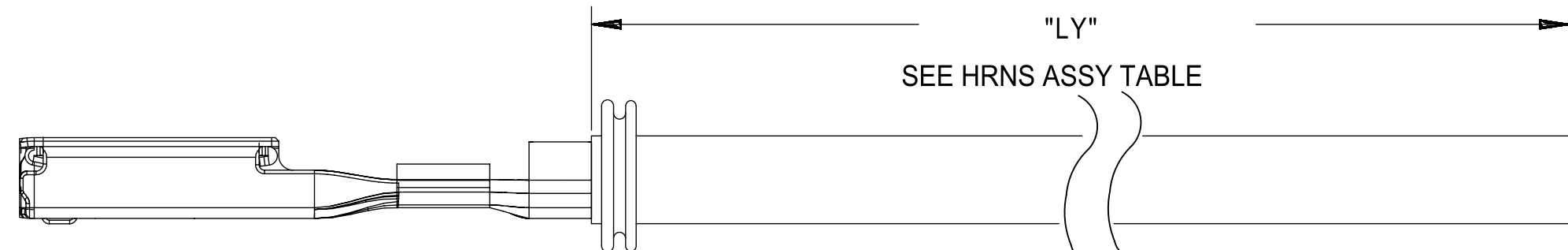
MX64 WIRE ASSY LOOPED MATERIAL #: SEE HRNS ASSY TABLE



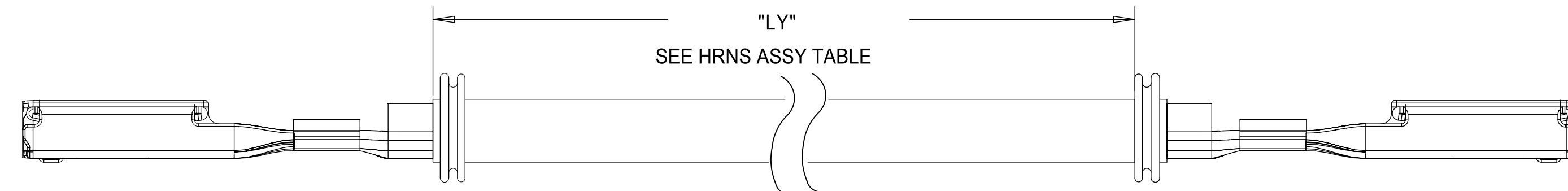
MX64 WIRE ASSY PIGTAIL MATERIAL #: SEE HRNS ASSY TABLE



2.8mm YESC SEALED FEMALE PIGTAIL ASSY MATERIAL #: SEE HRNS ASSY TABLE



6.3mm FCI APEX SEALED FEMALE PIGTAIL ASSY MATERIAL #: SEE HRNS ASSY TABLE



6.3mm FCI APEX SEALED FEMALE LOOPED ASSY MATERIAL #: SEE HRNS ASSY TABLE

FUNCTIONAL SYMBOLS FA = 0 FC = 0 FD = 0	THIS DRAWING CONTAINS INFORMATION THAT IS PROPRIETARY TO MOLEX ELECTRONIC TECHNOLOGIES, LLC AND SHOULD NOT BE USED WITHOUT WRITTEN PERMISSION		CURRENT REV DESC: SEE REVISION TABLE	
	DIMENSION UNITS: mm	SCALE: 1:1		
DIVISIONAL SYMBOLS	GENERAL TOLERANCES (UNLESS SPECIFIED)		PHASE: Design Production	
	ANGULAR TOL ± 0.5°	4 PLACES ±	CO NO: CO-000000304	2022-05-18
	3 PLACES ±	DRWN: Kevin Kang	2022-06-28	
	2 PLACES ±	CHK'D: Anil Kumar M S	2022-07-12	
	1 PLACE ±	APPR: Brad Dick		
	0 PLACES ±	INITIAL REVISION:		
		DRWN: RFC_PLMIMP		
		APPR:		
DRAFT WHERE APPLICABLE MUST REMAIN WITHIN DIMENSIONS	THIRD ANGLE PROJECTION	DRAWING: D-SIZE	SERIES: 34576	MATERIAL NUMBER: SD-34576-001
				CUSTOMER: GENERAL MARKET
				SHEET NUMBER: 8 OF 13



MX123  
18/49/56 CKT HRNS CONN ASSY

PRODUCT SALES DRAWING

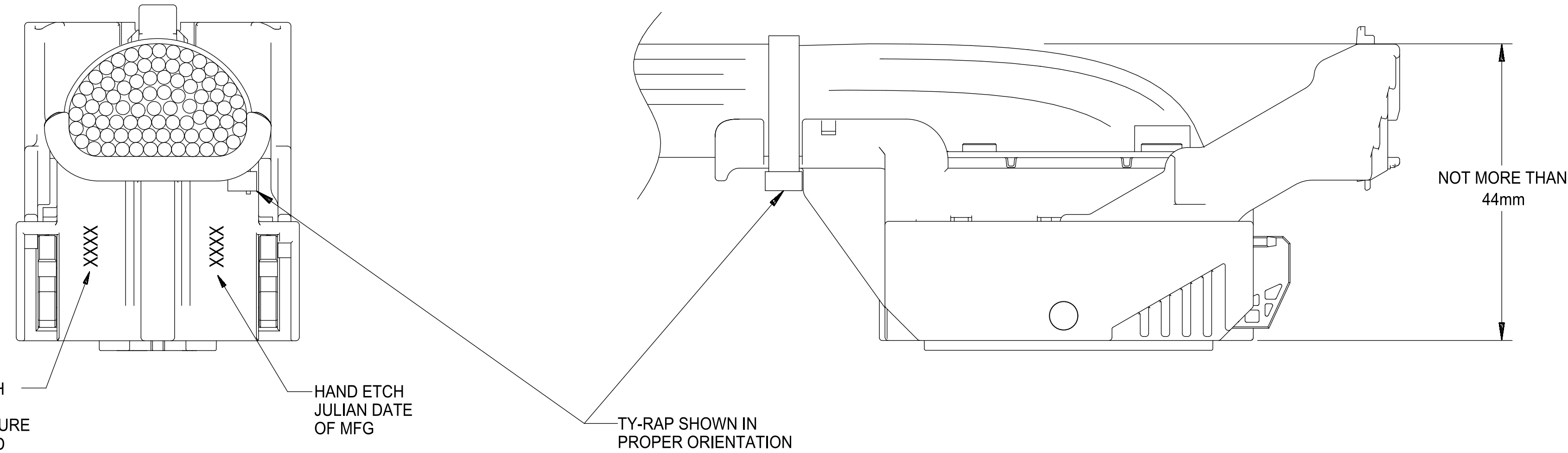
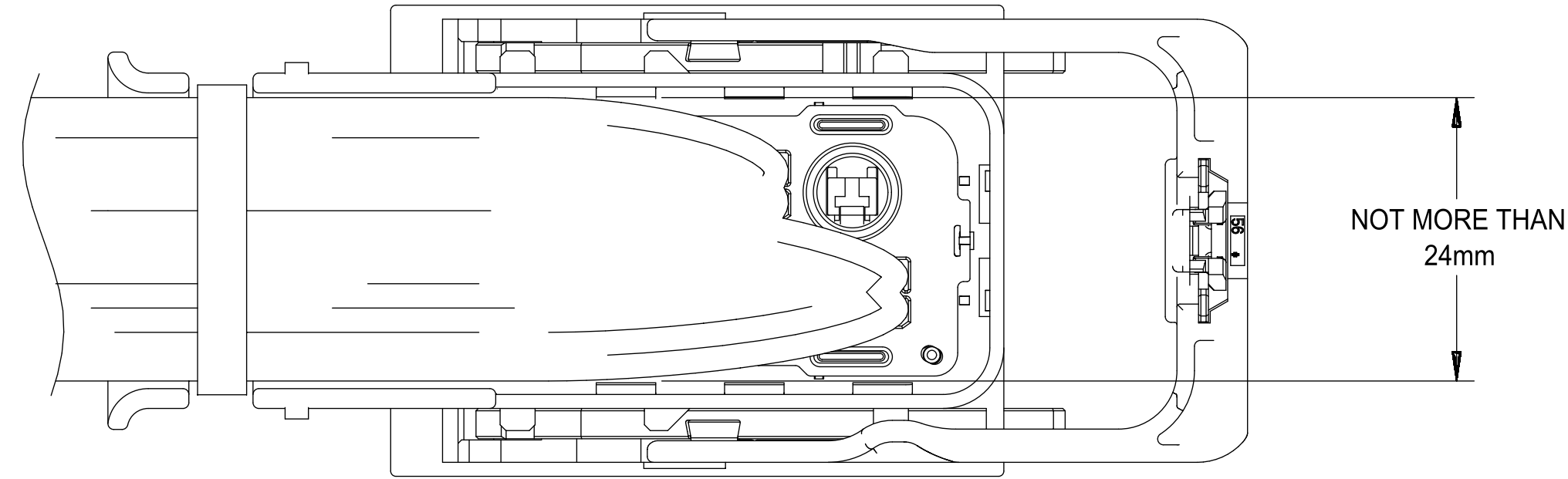
DOCUMENT NUMBER: SD-34576-001  
DOC TYPE: PSD  
DOC PART: 000  
REVISION: F84



### AWG WIRE HRNS ASSY TABLE - TYPE 1

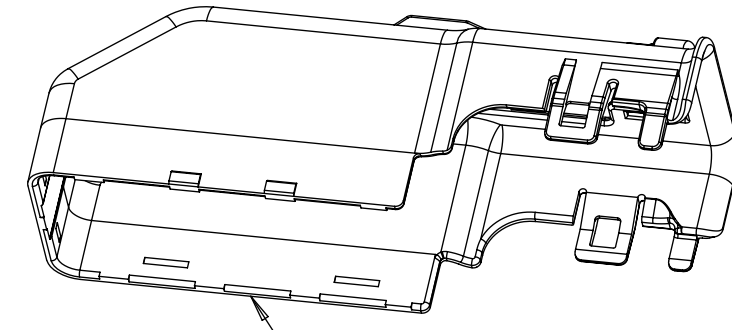
TESTED	HRNS ASSY					HRNS CONN ASSY MATERIAL #	DRESS COVER MATERIAL #	GROMMET CAP MATERIAL #	MX64 WIRE ASSY PER E-33468-001						2.8mm YESC SEALED FEMALE TERMINAL TIN/ 6.3mm FCI APEX SEALED FEMALE TERMINAL Sn-Ag					TY-RAP QTY	RUBBER BAND QTY		
	MATERIAL #	CIRCUIT ID	KEY OPTION	WIRE DRESS OPTION	STATUS				MATERIAL #	MATERIAL #	MATERIAL #	MATERIAL #	RCPT PLATING	SAE WIRE SIZE #	WIRE TYPE	PIGTAIL OR LOOPED	"LMX" IN METERS ±10%	QTY	MATERIAL #			SAE/ISO WIRE SIZE #	WIRE TYPE
G79 NO	34090-9244	56	H	0	OBSOLETE	34576-0803	34575-0003	34581-0301	334670214	Ag	18	TXL	PGTL	4	56	N/A	N/A	N/A	N/A	N/A	N/A	6	0
G79 NO	34090-9274	56	H	0	OBSOLETE	34576-0803	34575-0003	34581-0301	334670209	Ag	18	TXL	PGTL	7.5	56	N/A	N/A	N/A	N/A	N/A	N/A	6	0

**HRNS ASSY**  
APPLIES TO BOTH LOOPED AND PIGTAIL

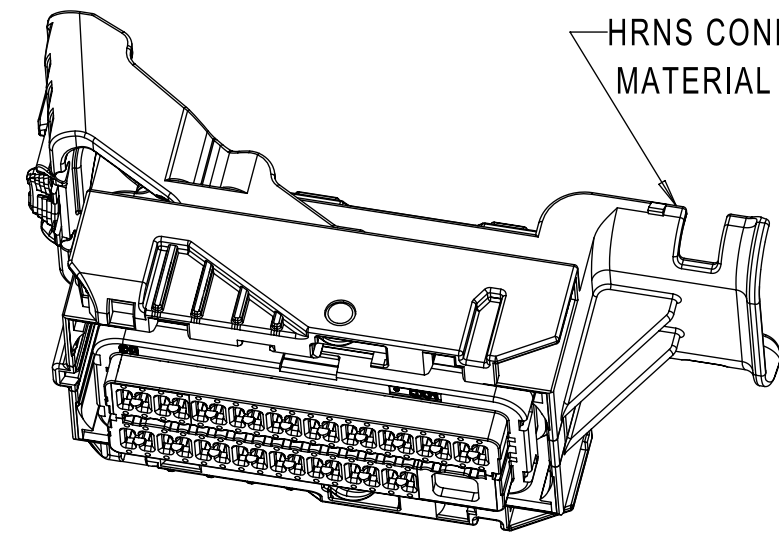


FUNCTIONAL SYMBOLS $F_A = 0$ $F_C = 0$ $F_P = 0$	THIS DRAWING CONTAINS INFORMATION THAT IS PROPRIETARY TO MOLEX ELECTRONIC TECHNOLOGIES, LLC AND SHOULD NOT BE USED WITHOUT WRITTEN PERMISSION	DIMENSION UNITS: <b>mm</b> SCALE: <b>1:1</b>	CURRENT REV DESC: SEE REVISION TABLE	<p style="text-align: center;">MX123 18/49/56 CKT HRNS CONN ASSY</p>
	GENERAL TOLERANCES (UNLESS SPECIFIED) ANGULAR TOL ± 0.5° 4 PLACES ± 3 PLACES ± 2 PLACES ± 1 PLACE ± 0 PLACES ±	PHASE: Design Production CO NO: CO-00000304 DRWN: Kevin Kang CHK'D: Anil Kumar M S APPR: Brad Dick	2022-05-18 2022-06-28 2022-07-12	
DIVISIONAL SYMBOLS DRAFT WHERE APPLICABLE MUST REMAIN WITHIN DIMENSIONS	THIRD ANGLE PROJECTION	DRAWING: <b>D-SIZE</b>	SERIES: <b>34576</b>	DOCUMENT NUMBER: <b>SD-34576-001</b> DOC TYPE: PSD DOC PART: 000 REVISION: F84
				MATERIAL NUMBER: GENERAL MARKET CUSTOMER: GENERAL MARKET SHEET NUMBER: 9 OF 13

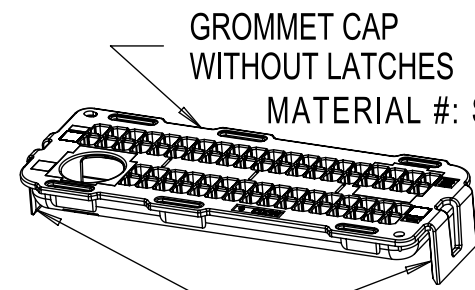
### HRNS ASSY COMPONENT LIST



DRESS COVER  
MATERIAL #: SEE HRNS ASSY TABLE



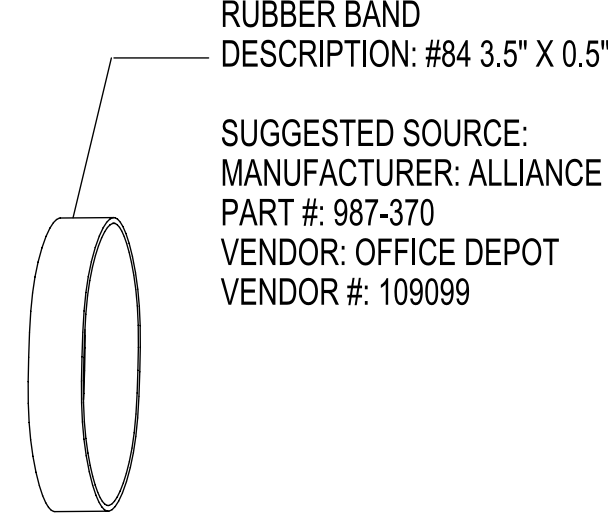
HRNS CONN. ASSY  
MATERIAL #: SEE HRNS ASSY TABLE



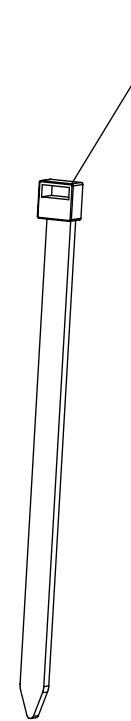
GROMMET CAP WITHOUT LATCHES  
MATERIAL #: SEE HRNS ASSY TABLE



LATCHES  
NEED TO BE BROKEN OFF




RUBBER BAND  
DESCRIPTION: #84 3.5" X 0.5"  
  
SUGGESTED SOURCE:  
MANUFACTURER: ALLIANCE  
PART #: 987-370  
VENDOR: OFFICE DEPOT  
VENDOR #: 109099




TY-RAP  
DESCRIPTION: SIZE TY25 CABLE TIE  
  
SUGGESTED SOURCE:  
MANUFACTURER: THOMAS & BETTS  
PART #: TY25M  
VENDOR: CRESENT ELEC  
VENDOR #: 104144


### HRNS ASSY



MX64 WIRE ASSY LOOPED  
MATERIAL #: SEE HRNS ASSY TABLE



MX64 WIRE ASSY PIGTAIL  
MATERIAL #: SEE HRNS ASSY TABLE



2.8mm YESC SEALED FEMALE PIGTAIL ASSY  
MATERIAL #: SEE HRNS ASSY TABLE

## ISO WIRE HRNS ASSY TABLE - TYPE 1

TESTED	HRNS ASSY					HRNS CONN ASSY MATERIAL #	DRESS COVER MATERIAL #	GROMMET CAP MATERIAL #	MX64 WIRE ASSY PER E-33468-001							2.8mm YESC SEALED FEMALE TERMINAL TIN					TY-RAP QTY	RUBBER BAND QTY	
	MATERIAL #	CIRCUIT ID	KEY OPTION	WIRE DRESS OPTION	STATUS				MATERIAL #	MATERIAL #	MATERIAL #	MATERIAL #	RCPT PLATING	WIRE SIZE mm <sup>2</sup>	WIRE TYPE	PIGTAIL OR LOOPED	"LMX" IN METERS 10%	QTY	MATERIAL #	WIRE SIZE # mm <sup>2</sup>			WIRE TYPE
NO	2048419931	49	A	0	OBSOLETE	34576-0103	34575-0003	34581-0101	2047801003	Ag	0.35	ISO	PGTL	3	48	2047811003	2	ISO	PGTL	3	1	6	0
NO	2048419731	49	C	0	OBSOLETE	34576-0303	34575-0003	34581-0101	2047801003	Ag	0.35	ISO	PGTL	3	48	2047811003	2	ISO	PGTL	3	1	6	0
NO	2048419932	49	A	0	OBSOLETE	34576-0103	34575-0003	34581-0101	2047802003	Ag	0.50	ISO	PGTL	3	48	2047812003	2	ISO	PGTL	3	1	6	0
NO	2048419732	49	C	0	OBSOLETE	34576-0303	34575-0003	34581-0101	2047802003	Ag	0.50	ISO	PGTL	3	48	2047812003	2	ISO	PGTL	3	1	6	0
NO	2048419933	49	A	0	OBSOLETE	34576-0103	34575-0003	34581-0101	2047803003	Ag	0.75	ISO	PGTL	3	48	2047813003	2	ISO	PGTL	3	1	6	0
NO	2048419733	49	C	0	OBSOLETE	34576-0303	34575-0003	34581-0101	2047803003	Ag	0.75	ISO	PGTL	3	48	2047813003	2	ISO	PGTL	3	1	6	0
NO	2048429911	49	A	0	OBSOLETE	34576-0103	34575-0003	34581-0101	2047801101	Ag	0.35	ISO	LPD	1	48	2047811101	2	ISO	LPD	1	1	3	0
NO	2048429711	49	C	0	OBSOLETE	34576-0303	34575-0003	34581-0101	2047801101	Ag	0.35	ISO	LPD	1	48	2047811101	2	ISO	LPD	1	1	3	0
NO	2048429912	49	A	0	OBSOLETE	34576-0103	34575-0003	34581-0101	2047802101	Ag	0.50	ISO	LPD	1	48	2047812101	2	ISO	LPD	1	1	3	0
NO	2048429712	49	C	0	OBSOLETE	34576-0303	34575-0003	34581-0101	2047802101	Ag	0.50	ISO	LPD	1	48	2047812101	2	ISO	LPD	1	1	3	0
NO	2048429913	49	A	0	OBSOLETE	34576-0103	34575-0003	34581-0101	2047803101	Ag	0.75	ISO	LPD	1	48	2047813101	2	ISO	LPD	1	1	3	0
NO	2048429713	49	C	0	OBSOLETE	34576-0303	34575-0003	34581-0101	2047803101	Ag	0.75	ISO	LPD	1	48	2047813101	2	ISO	LPD	1	1	3	0

PRODUCTION PART # FOR HARNESS ASSEMBLY (WITH WIRES) : XXXXX-KKLW

XXXXXX- SERIES NUMBER			
SERIES #	CKT SIZE	WIRE TYPE	WIRE DRESS
204841	56/49/18	ISO*	PGTL
204842	56/49/18	ISO*	LPD

KK - HARNESS CONNECTOR KEY	
#	49/56 KEY
99	A
98	B
97	C
96	D
95	E
94	F
93	G
92	H
91	J
90	K
89	L
88	M
#	18 KEY
87	A
86	B
85	C
84	D
83	E
82	F
81	G
80	H

L - MX64 CRIMPED LEAD WIRE LENGTH (m)  
W - MX64 CRIMPED LEAD WIRE WIDTH (mm<sup>2</sup>)  
1 - 0.35  
2 - 0.50  
3 - 0.75

NOTES: UNLESS OTHERWISE SPECIFIED APPLIES TO "HRNS ASSY" ONLY  
1. REFER TO: PACKAGING DRAWING # PK-31300-078  
2. FOR HRNS ASSY WITH WIRE ASSY SEE NEXT PAGE

FUNCTIONAL SYMBOLS FA = 0 FC = 0 FD = 0	THIS DRAWING CONTAINS INFORMATION THAT IS PROPRIETARY TO MOLEX ELECTRONIC TECHNOLOGIES, LLC AND SHOULD NOT BE USED WITHOUT WRITTEN PERMISSION	DIMENSION UNITS: mm	SCALE: 1:5	CURRENT REV DESC: SEE REVISION TABLE		
	GENERAL TOLERANCES (UNLESS SPECIFIED)			PHASE: Design Production		
	ANGULAR TOL ± 0.5°			CO NO: CO-000000304		
	4 PLACES ±			DRWN: Kevin Kang 2022-05-18		
3 PLACES ±			CHK'D: Anil Kumar M S 2022-06-28			
2 PLACES ±			APPR: Brad Dick 2022-07-12			
1 PLACE ±			INITIAL REVISION:			
0 PLACES ±			DRWN: RFC_PLMIMP			
DRAFT WHERE APPLICABLE MUST REMAIN WITHIN DIMENSIONS			THIRD ANGLE PROJECTION	DRAWING: D-SIZE	SERIES: 34576	
			MATERIAL NUMBER: SD-34576-001		CUSTOMER: GENERAL MARKET	
			DOC TYPE: PSD		DOC PART: 000	
			REVISION: F84		SHEET NUMBER: 10 OF 13	

# molex

MX123  
18/49/56 CKT HRNS CONN ASSY

PRODUCT SALES DRAWING

DOCUMENT NUMBER: SD-34576-001

PSD 000 F84

MATERIAL NUMBER: SD-34576-001

CUSTOMER: GENERAL MARKET

SHEET NUMBER: 10 OF 13

# ISO WIRE HRNS ASSY TABLE - TYPE 1

TESTED	HRNS ASSY					HRNS CONN ASSY MATERIAL #	DRESS COVER MATERIAL #	GROMMET CAP MATERIAL #	MX64 WIRE ASSY PER E-33468-001							2.8mm YESC SEALED FEMALE TERMINAL TIN/ 6.3mm FCI APEX SEALED FEMALE TERMINAL Sn-Ag					TY-RAP QTY	RUBBER BAND QTY	
	MATERIAL #	CIRCUIT ID	KEY OPTION	WIRE DRESS OPTION	STATUS				MATERIAL #	MATERIAL #	MATERIAL #	MATERIAL #	RCPT PLATING	WIRE SIZE # mm²	WIRE TYPE	PIGTAIL OR LOOPED	"LMX" IN METERS 10%	QTY	MATERIAL #	WIRE SIZE # mm²			WIRE TYPE
NO	2048418131	18	G	0	OBSOLETE	34851-0007	34575-0003	34851-0701	2047801003	Ag	0.35	ISO	PGTL	3	16	2048591003	6	ISO	PGTL	3	2	6	0
NO	2048418031	18	H	0	OBSOLETE	34851-0008	34575-0003	34851-0701	2047801003	Ag	0.35	ISO	PGTL	3	16	2048591003	6	ISO	PGTL	3	2	6	0
NO	2048418132	18	G	0	OBSOLETE	34851-0007	34575-0003	34851-0701	2047802003	Ag	0.50	ISO	PGTL	3	16	2048591003	6	ISO	PGTL	3	2	6	0
NO	2048418032	18	H	0	OBSOLETE	34851-0008	34575-0003	34851-0701	2047802003	Ag	0.50	ISO	PGTL	3	16	2048591003	6	ISO	PGTL	3	2	6	0
NO	2048418133	18	G	0	OBSOLETE	34851-0007	34575-0003	34851-0701	2047803003	Ag	0.75	ISO	PGTL	3	16	2048591003	6	ISO	PGTL	3	2	6	0
NO	2048418033	18	H	0	OBSOLETE	34851-0008	34575-0003	34851-0701	2047803003	Ag	0.75	ISO	PGTL	3	16	2048591003	6	ISO	PGTL	3	2	6	0
NO	2048428111	18	G	0	OBSOLETE	34851-0007	34575-0003	34851-0701	2047801101	Ag	0.35	ISO	LPD	1	16	2048591101	6	ISO	LPD	1	2	3	0
NO	2048428011	18	H	0	OBSOLETE	34851-0008	34575-0003	34851-0701	2047801101	Ag	0.35	ISO	LPD	1	16	2048591101	6	ISO	LPD	1	2	3	0
NO	2048428112	18	G	0	OBSOLETE	34851-0007	34575-0003	34851-0701	2047802101	Ag	0.50	ISO	LPD	1	16	2048591101	6	ISO	LPD	1	2	3	0
NO	2048428012	18	H	0	OBSOLETE	34851-0008	34575-0003	34851-0701	2047802101	Ag	0.50	ISO	LPD	1	16	2048591101	6	ISO	LPD	1	2	3	0
NO	2048428113	18	G	0	OBSOLETE	34851-0007	34575-0003	34851-0701	2047803101	Ag	0.75	ISO	LPD	1	16	2048591101	6	ISO	LPD	1	2	3	0
NO	2048428013	18	H	0	OBSOLETE	34851-0008	34575-0003	34851-0701	2047803101	Ag	0.75	ISO	LPD	1	16	2048591101	6	ISO	LPD	1	2	3	0
NO	2048419331	56	G	0	OBSOLETE	34576-0703	34575-0003	34581-0301	2047801003	Ag	0.35	ISO	PGTL	3	56	2047811003	2	ISO	PGTL	3	N/A	6	0
NO	2048419231	56	H	0	OBSOLETE	34576-0803	34575-0003	34581-0301	2047801003	Ag	0.35	ISO	PGTL	3	56	2047811003	2	ISO	PGTL	3	N/A	6	0
NO	2048419332	56	G	0	OBSOLETE	34576-0703	34575-0003	34581-0301	2047802003	Ag	0.50	ISO	PGTL	3	56	2047811003	2	ISO	PGTL	3	N/A	6	0
NO	2048419232	56	H	0	OBSOLETE	34576-0803	34575-0003	34581-0301	2047802003	Ag	0.50	ISO	PGTL	3	56	2047811003	2	ISO	PGTL	3	N/A	6	0
NO	2048419333	56	G	0	OBSOLETE	34576-0703	34575-0003	34581-0301	2047803003	Ag	0.75	ISO	PGTL	3	56	2047811003	2	ISO	PGTL	3	N/A	6	0
NO	2048419233	56	H	0	OBSOLETE	34576-0803	34575-0003	34581-0301	2047803003	Ag	0.75	ISO	PGTL	3	56	2047811003	2	ISO	PGTL	3	N/A	6	0
NO	2048429311	56	G	0	OBSOLETE	34576-0703	34575-0003	34581-0301	2047801101	Ag	0.35	ISO	LPD	1	56	2047811101	2	ISO	LPD	1	N/A	3	0
NO	2048429211	56	H	0	OBSOLETE	34576-0803	34575-0003	34581-0301	2047801101	Ag	0.35	ISO	LPD	1	56	2047811101	2	ISO	LPD	1	N/A	3	0
NO	2048429312	56	G	0	OBSOLETE	34576-0703	34575-0003	34581-0301	2047802101	Ag	0.50	ISO	LPD	1	56	2047811101	2	ISO	LPD	1	N/A	3	0
NO	2048429212	56	H	0	OBSOLETE	34576-0803	34575-0003	34581-0301	2047802101	Ag	0.50	ISO	LPD	1	56	2047811101	2	ISO	LPD	1	N/A	3	0
NO	2048429313	56	G	0	OBSOLETE	34576-0703	34575-0003	34581-0301	2047803101	Ag	0.75	ISO	LPD	1	56	2047811101	2	ISO	LPD	1	N/A	3	0
NO	2048429213	56	H	0	OBSOLETE	34576-0803	34575-0003	34581-0301	2047803101	Ag	0.75	ISO	LPD	1	56	2047811101	2	ISO	LPD	1	N/A	3	0

<b>FUNCTIONAL SYMBOLS</b>	THIS DRAWING CONTAINS INFORMATION THAT IS PROPRIETARY TO MOLEX ELECTRONIC TECHNOLOGIES, LLC AND SHOULD NOT BE USED WITHOUT WRITTEN PERMISSION	<b>SCALE</b>	CURRENT REV DESC: SEE REVISION TABLE		
$F_A = 0$	<b>mm</b>	<b>1:5</b>	<b>molex</b>  MX123 18/49/56 CKT HRNS CONN ASSY  PRODUCT SALES DRAWING		
$F_C = 0$	GENERAL TOLERANCES (UNLESS SPECIFIED)				
$F_P = 0$	ANGULAR TOL ± 0.5°				
<b>DIVISIONAL SYMBOLS</b>	4 PLACES ±	3 PLACES ±			
	3 PLACES ±	2 PLACES ±	PHASE: Design Production CO NO: CO-00000304 DRWN: Kevin Kang 2022-05-18 CHK'D: Anil Kumar M S 2022-06-28 APPR: Brad Dick 2022-07-12		
	2 PLACES ±	1 PLACE ±	INITIAL REVISION: DRWN: RFC_PLMIMP APPR:		
	1 PLACE ±	0 PLACES ±	DOCUMENT NUMBER: <b>SD-34576-001</b> DOC TYPE: PSD    DOC PART: 000    REVISION: F84		
DRAFT WHERE APPLICABLE MUST REMAIN WITHIN DIMENSIONS		THIRD ANGLE PROJECTION	DRAWING	SERIES	MATERIAL NUMBER
			<b>D-SIZE</b>	<b>34576</b>	CUSTOMER
				GENERAL MARKET	SHEET NUMBER
					<b>11 OF 13</b>

## ISO WIRE HRNS ASSY TABLE - TYPE 2

TESTED	HRNS ASSY					HRNS CONN ASSY	DRESS COVER	GROMMET CAP	MX64 WIRE ASSY PER E-33468-001							2.8mm YESC SEALED FEMALE TERMINAL TIN					TY-RAP	RUBBER BAND	
	MATERIAL #	CIRCUIT ID	KEY OPTION	WIRE DRESS OPTION	STATUS	MATERIAL #	MATERIAL #	MATERIAL #	MATERIAL #	RCPT PLATING	WIRE SIZE mm²	WIRE TYPE	PIGTAIL OR LOOPED	"LMX" IN METERS 10%	QTY	MATERIAL #	WIRE SIZE # mm²	WIRE TYPE	PIGTAIL OR LOOPED	"LMX" IN METERS 10%	QTY	QTY	QTY
NO	2048419931	49	A	0	SALEABLE	2167440001	34575-0005	34581-0101	2047801003	Ag	0.35	ISO	PGTL	3	48	2047811003	2	ISO	PGTL	3	1	6	0
NO	2048419731	49	C	0	SALEABLE	2167440003	34575-0005	34581-0101	2047801003	Ag	0.35	ISO	PGTL	3	48	2047811003	2	ISO	PGTL	3	1	6	0
NO	2048419932	49	A	0	SALEABLE	2167440001	34575-0005	34581-0101	2047802003	Ag	0.50	ISO	PGTL	3	48	2047812003	2	ISO	PGTL	3	1	6	0
NO	2048419732	49	C	0	SALEABLE	2167440003	34575-0005	34581-0101	2047802003	Ag	0.50	ISO	PGTL	3	48	2047812003	2	ISO	PGTL	3	1	6	0
NO	2048419933	49	A	0	SALEABLE	2167440001	34575-0005	34581-0101	2047803003	Ag	0.75	ISO	PGTL	3	48	2047813003	2	ISO	PGTL	3	1	6	0
NO	2048419733	49	C	0	SALEABLE	2167440003	34575-0005	34581-0101	2047803003	Ag	0.75	ISO	PGTL	3	48	2047813003	2	ISO	PGTL	3	1	6	0
NO	2048429911	49	A	0	SALEABLE	2167440001	34575-0005	34581-0101	2047801101	Ag	0.35	ISO	LPD	1	48	2047811101	2	ISO	LPD	1	1	3	0
NO	2048429711	49	C	0	SALEABLE	2167440003	34575-0005	34581-0101	2047801101	Ag	0.35	ISO	LPD	1	48	2047811101	2	ISO	LPD	1	1	3	0
NO	2048429912	49	A	0	SALEABLE	2167440001	34575-0005	34581-0101	2047802101	Ag	0.50	ISO	LPD	1	48	2047812101	2	ISO	LPD	1	1	3	0
NO	2048429712	49	C	0	SALEABLE	2167440003	34575-0005	34581-0101	2047802101	Ag	0.50	ISO	LPD	1	48	2047812101	2	ISO	LPD	1	1	3	0
NO	2048429913	49	A	0	SALEABLE	2167440001	34575-0005	34581-0101	2047803101	Ag	0.75	ISO	LPD	1	48	2047813101	2	ISO	LPD	1	1	3	0
NO	2048429713	49	C	0	SALEABLE	2167440003	34575-0005	34581-0101	2047803101	Ag	0.75	ISO	LPD	1	48	2047813101	2	ISO	LPD	1	1	3	0

<b>FUNCTIONAL SYMBOLS</b>	THIS DRAWING CONTAINS INFORMATION THAT IS PROPRIETARY TO MOLEX ELECTRONIC TECHNOLOGIES, LLC AND SHOULD NOT BE USED WITHOUT WRITTEN PERMISSION											
$\nabla_A = 0$	DIMENSION UNITS	SCALE	CURRENT REV DESC: SEE REVISION TABLE									
$\nabla_C = 0$	mm	1:1	<p style="text-align: center;"><b>molex</b></p> <p style="text-align: center;">MX123 18/49/56 CKT HRNS CONN ASSY</p> <p style="text-align: center;">PRODUCT SALES DRAWING</p>									
$\nabla_P = 0$	GENERAL TOLERANCES (UNLESS SPECIFIED)											
<b>DIVISIONAL SYMBOLS</b>	ANGULAR TOL ± 0.5°											
	4 PLACES ±											
	3 PLACES ±											
	2 PLACES ±		PHASE: Design Production CO NO: CO-00000304 DRWN: Kevin Kang 2022-05-18 CHK'D: Anil Kumar M S 2022-06-28 APPR: Brad Dick 2022-07-12									
	1 PLACE ±		INITIAL REVISION: DRWN: RFC_PLMIMP APPR:									
	0 PLACES ±		DRAFT WHERE APPLICABLE MUST REMAIN WITHIN DIMENSIONS									
	THIRD ANGLE PROJECTION		DRAWING		SERIES		MATERIAL NUMBER		CUSTOMER		SHEET NUMBER	
			D-SIZE		34576		SD-34576-001		GENERAL MARKET		12 OF 13	
			PSD	000	F84							

# ISO WIRE HRNS ASSY TABLE - TYPE 2

TESTED	HRNS ASSY					HRNS CONN ASSY	DRESS COVER	GROMMET CAP	MX64 WIRE ASSY PER E-33468-001							2.8mm YESC SEALED FEMALE TERMINAL TIN/ 6.3mm FCI APEX SEALED FEMALE TERMINAL Sn-Ag					TY-RAP	RUBBER BAND	
	MATERIAL #	CIRCUIT ID	KEY OPTION	WIRE DRESS OPTION	STATUS				MATERIAL #	MATERIAL #	MATERIAL #	MATERIAL #	RCPT PLATING	WIRE SIZE # mm²	WIRE TYPE	PIGTAIL OR LOOPED	"LMX" IN METERS 10%	QTY	MATERIAL #	WIRE SIZE # mm²			WIRE TYPE
NO	2048418131	18	G	0	SALEABLE	2167450001	34575-0005	34851-0701	2047801003	Ag	0.35	ISO	PGTL	3	16	2048591003	6	ISO	PGTL	3	2	6	0
NO	2048418031	18	H	0	SALEABLE	2167450002	34575-0005	34851-0701	2047801003	Ag	0.35	ISO	PGTL	3	16	2048591003	6	ISO	PGTL	3	2	6	0
NO	2048418132	18	G	0	SALEABLE	2167450001	34575-0005	34851-0701	2047802003	Ag	0.50	ISO	PGTL	3	16	2048591003	6	ISO	PGTL	3	2	6	0
NO	2048418032	18	H	0	SALEABLE	2167450002	34575-0005	34851-0701	2047802003	Ag	0.50	ISO	PGTL	3	16	2048591003	6	ISO	PGTL	3	2	6	0
NO	2048418133	18	G	0	SALEABLE	2167450001	34575-0005	34851-0701	2047803003	Ag	0.75	ISO	PGTL	3	16	2048591003	6	ISO	PGTL	3	2	6	0
NO	2048418033	18	H	0	SALEABLE	2167450002	34575-0005	34851-0701	2047803003	Ag	0.75	ISO	PGTL	3	16	2048591003	6	ISO	PGTL	3	2	6	0
NO	2048428111	18	G	0	SALEABLE	2167450001	34575-0005	34851-0701	2047801101	Ag	0.35	ISO	LPD	1	16	2048591101	6	ISO	LPD	1	2	3	0
NO	2048428011	18	H	0	SALEABLE	2167450002	34575-0005	34851-0701	2047801101	Ag	0.35	ISO	LPD	1	16	2048591101	6	ISO	LPD	1	2	3	0
NO	2048428112	18	G	0	SALEABLE	2167450001	34575-0005	34851-0701	2047802101	Ag	0.50	ISO	LPD	1	16	2048591101	6	ISO	LPD	1	2	3	0
NO	2048428012	18	H	0	SALEABLE	2167450002	34575-0005	34851-0701	2047802101	Ag	0.50	ISO	LPD	1	16	2048591101	6	ISO	LPD	1	2	3	0
NO	2048428113	18	G	0	SALEABLE	2167450001	34575-0005	34851-0701	2047803101	Ag	0.75	ISO	LPD	1	16	2048591101	6	ISO	LPD	1	2	3	0
NO	2048428013	18	H	0	SALEABLE	2167450002	34575-0005	34851-0701	2047803101	Ag	0.75	ISO	LPD	1	16	2048591101	6	ISO	LPD	1	2	3	0
NO	2048419331	56	G	0	SALEABLE	2167420001	34575-0005	34581-0301	2047801003	Ag	0.35	ISO	PGTL	3	56	2047811003	2	ISO	PGTL	3	N/A	6	0
NO	2048419231	56	H	0	SALEABLE	2167420002	34575-0005	34581-0301	2047801003	Ag	0.35	ISO	PGTL	3	56	2047811003	2	ISO	PGTL	3	N/A	6	0
NO	2048419332	56	G	0	SALEABLE	2167420001	34575-0005	34581-0301	2047802003	Ag	0.50	ISO	PGTL	3	56	2047811003	2	ISO	PGTL	3	N/A	6	0
NO	2048419232	56	H	0	SALEABLE	2167420002	34575-0005	34581-0301	2047802003	Ag	0.50	ISO	PGTL	3	56	2047811003	2	ISO	PGTL	3	N/A	6	0
NO	2048419333	56	G	0	SALEABLE	2167420001	34575-0005	34581-0301	2047803003	Ag	0.75	ISO	PGTL	3	56	2047811003	2	ISO	PGTL	3	N/A	6	0
NO	2048419233	56	H	0	SALEABLE	2167420002	34575-0005	34581-0301	2047803003	Ag	0.75	ISO	PGTL	3	56	2047811003	2	ISO	PGTL	3	N/A	6	0
NO	2048429311	56	G	0	SALEABLE	2167420001	34575-0005	34581-0301	2047801101	Ag	0.35	ISO	LPD	1	56	2047811101	2	ISO	LPD	1	N/A	3	0
NO	2048429211	56	H	0	SALEABLE	2167420002	34575-0005	34581-0301	2047801101	Ag	0.35	ISO	LPD	1	56	2047811101	2	ISO	LPD	1	N/A	3	0
NO	2048429312	56	G	0	SALEABLE	2167420001	34575-0005	34581-0301	2047802101	Ag	0.50	ISO	LPD	1	56	2047811101	2	ISO	LPD	1	N/A	3	0
NO	2048429212	56	H	0	SALEABLE	2167420002	34575-0005	34581-0301	2047802101	Ag	0.50	ISO	LPD	1	56	2047811101	2	ISO	LPD	1	N/A	3	0
NO	2048429313	56	G	0	SALEABLE	2167420001	34575-0005	34581-0301	2047803101	Ag	0.75	ISO	LPD	1	56	2047811101	2	ISO	LPD	1	N/A	3	0
NO	2048429213	56	H	0	SALEABLE	2167420002	34575-0005	34581-0301	2047803101	Ag	0.75	ISO	LPD	1	56	2047811101	2	ISO	LPD	1	N/A	3	0

<p><b>FUNCTIONAL SYMBOLS</b></p> <p><math>\nabla_A = 0</math></p> <p><math>\nabla_C = 0</math></p> <p><math>\nabla_P = 0</math></p> <p><b>DIVISIONAL SYMBOLS</b></p> <p>3 PLACES ±</p> <p>2 PLACES ±</p> <p>1 PLACE ±</p> <p>0 PLACES ±</p> <p>DRAFT WHERE APPLICABLE MUST REMAIN WITHIN DIMENSIONS</p>	<p>THIS DRAWING CONTAINS INFORMATION THAT IS PROPRIETARY TO MOLEX ELECTRONIC TECHNOLOGIES, LLC AND SHOULD NOT BE USED WITHOUT WRITTEN PERMISSION</p> <p>SCALE: <b>1:1</b></p> <p>GENERAL TOLERANCES (UNLESS SPECIFIED)</p> <p>ANGULAR TOL ± 0.5°</p> <p>PHASE: Design Production</p> <p>CO NO: CO-00000304</p> <p>DRWN: Kevin Kang 2022-05-18</p> <p>CHK'D: Anil Kumar M S 2022-06-28</p> <p>APPR: Brad Dick 2022-07-12</p> <p>INITIAL REVISION:</p> <p>DRWN: RFC_PLMIMP</p> <p>APPR:</p> <p>THIRD ANGLE PROJECTION</p> <p>DRAWING: <b>D-SIZE</b></p> <p>SERIES: <b>34576</b></p>	<p>CURRENT REV DESC: SEE REVISION TABLE</p> <p style="text-align: center; font-size: 24pt; font-weight: bold;">molex</p> <p style="text-align: center;">MX123 18/49/56 CKT HRNS CONN ASSY</p> <p style="text-align: center;">PRODUCT SALES DRAWING</p> <p>DOCUMENT NUMBER: <b>SD-34576-001</b></p> <p>DOC TYPE: PSD    DOC PART: 000    REVISION: F84</p> <p>MATERIAL NUMBER:    CUSTOMER: GENERAL MARKET    SHEET NUMBER: 13 OF 13</p>
---------------------------------------------------------------------------------------------------------------------------------------------------------------------------------------------------------------------------------------------------------------------------------------------------------	-----------------------------------------------------------------------------------------------------------------------------------------------------------------------------------------------------------------------------------------------------------------------------------------------------------------------------------------------------------------------------------------------------------------------------------------------------------------------------------------------------------------------------------------------------------------------------------	---------------------------------------------------------------------------------------------------------------------------------------------------------------------------------------------------------------------------------------------------------------------------------------------------------------------------------------------------------------------------------------------------------------------------------------------