

TG-A6200LC

High Performance Thermal Pad

REACH Compliant RoHS Compliant UL Compliant

Features

- Great thermal conductivity
- Difficult to be deformed
- Easy to assemble
- One side low tack

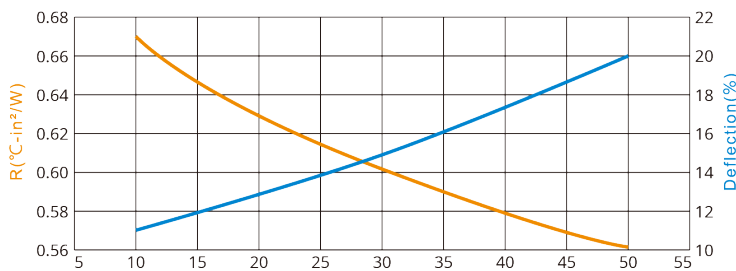
Applications

Best for low and medium power applications

Electronic components - Electric Vehicles, 5G, Autopilot System, Mobile Phone, AIOT, HPC (High Performance Computing), Server, IC, CPU, MOS, LED, Mother Board, Power Supply, Heat Sink, LCD-TV, Notebook, PC, Telecom Device, Wireless Hub, DDR II Module, etc.

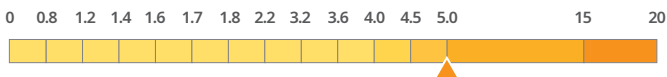
Properties

Thermal Resistance vs. Pressure vs. Deflection

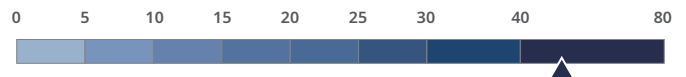


Pressure (psi)	R (°C-in²/W)	Deflection (%)
10	0.671	11
30	0.601	15
50	0.561	20

Thermal Conductivity : 5 W/mK



Hardness : 50 (Shore 00)



Properties	TG-A6200LC	Unit	Tolerance	Test Method
Thermal Conductivity	5	W/mK	±10%	ASTM D5470
Thickness	0.5~2.5	mm	-	ASTM D374
	0.0197~0.0984	inch	-	ASTM D374
Color	Pad-Blue / LC-Green	-	-	Visual
Flame Rating	V-0	-	-	UL 94
Dielectric Breakdown Voltage	≥6	KV/mm	-	ASTM D149
Weight Loss	<1	%	-	ASTM E595
Density	3	g/cm³	-	ASTM D792
Working Temperature	-50~+180	°C	-	-
Volume Resistance	1 × 10 ¹⁰	Ohm-m	-	ASTM D257
Elongation	50	%	-	ASTM D412
Standard Format	Sheet	-	-	-
Hardness	50	Shore 00	±10	ASTM D2240

※Different tolerances according to the selected thickness
 ※Pre-cut for different shapes

T-Global Technology (Europe & North America) Limited

Units 1-2 Cosford Business Park, Central Park, Lutterworth, Leicestershire, LE17 4QU, United Kingdom
 T +44 (0)1455 553 510 E sales@tglobaltechnology.com W www.tglobaltechnology.com

Version 18
20221026



T-Global Technology are proud to announce the launch of a new company logo and mission statement as part of the ongoing growth and evolution of our company's brand.

NOTICE: The information contained herein is to the best of our knowledge true and accurate. Values stated in this technical data sheet represent typical values as not all tests are run on each lot of material produced. All specifications are subject to change without notice. The protective film does not affect the function of the product. If there is no special requirement, the default depends on T-Global. Since the varied conditions of potential use are beyond our control, all recommendations or suggestions are presented without guarantee or responsibility on our part and users should make their own test to determine the suitability of our products in any specific situation. This product is sold without warranty either expressed or implied, of fitness for a particular purpose or otherwise, except that this product shall be of standard quality, and except to the extent otherwise stated in T-Global Technology's invoice, quotation, or order acknowledgment. We disclaim any and all liabilities incurred in connection with the use of information contained herein, or otherwise. All risks of such are assumed by the user. Furthermore, nothing contained herein shall be construed as a recommendation to use any process or to manufacture or to use any product in conflict with existing or future patents covering any product or material or its use. In order to provide customers with more efficient thermal interface materials, T-Global Technology has updated the manufacturing process for some products and integrated UL certification. From today, we will replace some of previous generation products with TG-A series part numbers.