



PRODUCT SPECIFICATION

Series RV8 Military

Precision series RV8 potentiometers are suitable for both military and commercial applications.

RoHS and REACH Complaint and contain no Conflict minerals.

These Products meet Military Specifications, Custom made parts available on request.



Electrical Specification

Resistance tolerance: ±10% or ±20%

Power rating: 0.5 watts at 70°C derated to 0 watts at 120°C

Insulation resistance:

dry: 10K MegΩ

wet: 100K MegΩ

Dielectric strength: 900 V RMS at sea level

Operating voltage: 350 V, subject to power rating

Table RV8 1

Designation	Flat Bushing N&S	Slotted Bushing N&S	Slotted Bushing L&T
A		0.625	0.625
B		0.5	
D	0.875	0.875	0.875
L		0.375	

RV8 Resistance Available in Ohms

100	5 000	250 000
200	10 000	500 000
250	20 000	1 000 000
500	25 000	2 000 000
1 000	50 000	2 500 000
2 000	100 000	
2 500	200 000	

Mechanical Specification

Mechanical rotation: 295°

Operating torque: 0.5 oz/in to 6 oz/in

Rotational life: 25,000 cycles

Environmental Specification

Operating temperature: -65°C to +125°C

Resistance to soldering heat: 350°C for 5 seconds






Humidity range: per MIL-R-94

Vibration range: per MIL-R-94

Shock resistance: per MIL-R-94

Load life: 1000 hours at 70°C

Features

-  hot molded carbon element
-  gold-plated terminals
-  stainless-steel shaft and housing
-  quality meeting or exceeding MIL-R-94 - QPL listed
-  board washable

PRODUCT DRAWINGS

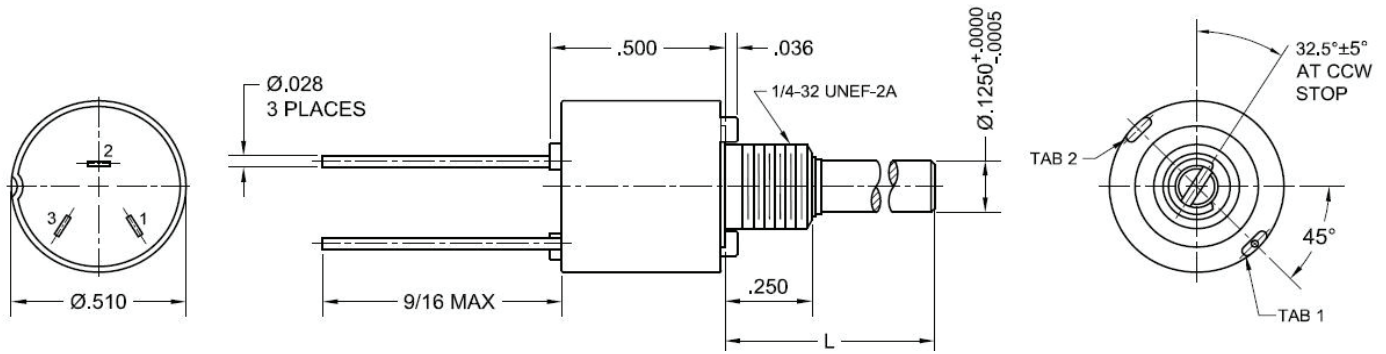
Series RV8 Military

Precision series RV8 potentiometers are suitable for both military and commercial applications.

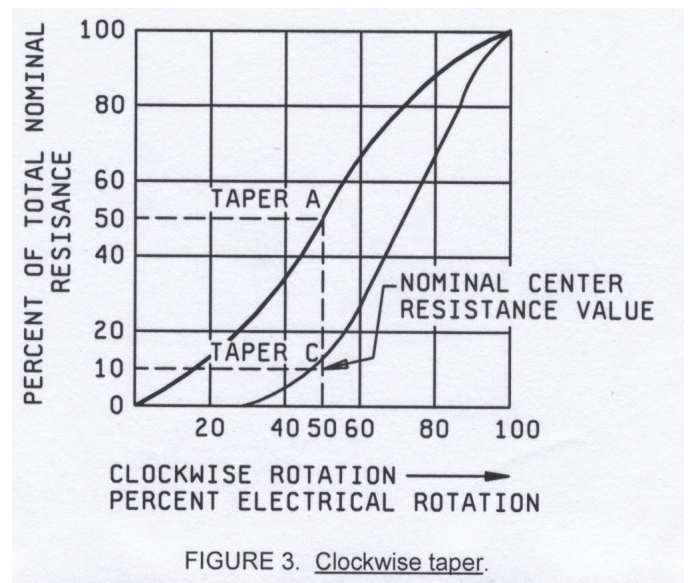
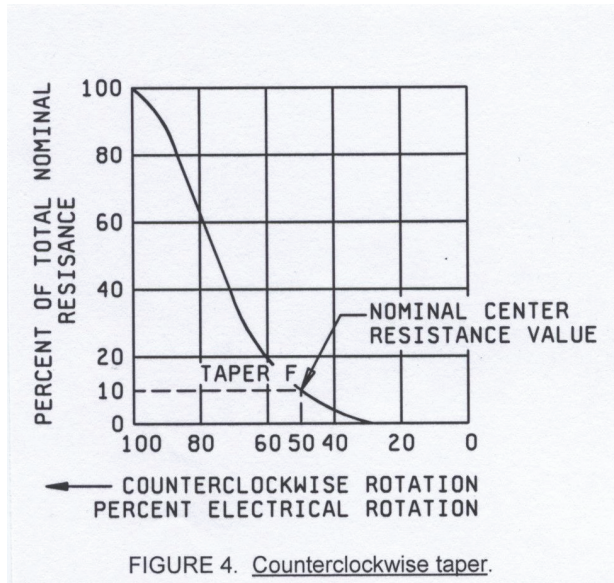
RoHS and REACH Compliant and contain no Conflict minerals.

These Products meet Military Specifications, Custom made parts available on request.

Standard Bushing



Percent Of Total Nominal Resistance



Ordering Information - Military Part Numbers

Style	Bushing	Switch	Temperature and moisture characteristics	Shaft Style	Shaft Length	Resistance Value	Taper and tolerance
RV8 = MIL style RV8	N = standard L = locking S = panel & shaft seal T = panel & shaft seal	A = without switch	Y = as per MIL-R-94	S = slotted F = flattened	A = 5/8" B = 1/2" D = 7/8" L = 3/8" see table RV8 1 for possibilities	total resistance value in Ω: first two digits significant, third digit = number of zeroes Se RV resistance available	A = linear 10% B = linear 20% C = logarithmic 10% D = logarithmic 20% E = reverse logarithmic 10% F = reverse logarithmic 20%

Example: RV8NAYS000A

note: not all part number combinations are valid