

PAGE 1/2

ISSUE 15.05.15

SERIE : DPDT

PART NUMBER : R577F53105

RF CHARACTERISTICS

Frequency range : **0 - 26.5 GHz**
Impedance : **50 Ohms**

Frequency (GHz)	DC - 3	3 - 8	8 - 12.4	12.4 - 18	18 - 26.5
VSWR max	1.20	1.30	1.40	1.50	1.70
Insertion loss max	0.20 dB	0.30 dB	0.40 dB	0.50 dB	0.70 dB
Isolation min	80 dB	70 dB	65 dB	60 dB	50 dB
Average power (*)	240 W	150 W	120 W	100 W	40 W

ELECTRICAL CHARACTERISTICS

Actuator : **LATCHING**
Nominal current ** : **125 mA**
Actuator voltage (Vcc) : **28V (24 to 30V)**
Terminals : **9 pins D-SUB male connector**
Self cut-off time : **40 ms < CT < 120 ms**
TTL inputs (E) - High level : **2.2 to 5.5 V / 800µA at 5.5 V**
- Low level : **0 to 0.8 V / 20µA at 0.8 V**

MECHANICAL CHARACTERISTICS

Connectors : **SMA female per MIL-C 39012**
Life : **2.5 million cycles**
Switching Time*** : **< 15 ms**
Construction : **Splashproof**
Weight : **< 100 g**

ENVIRONMENTAL CHARACTERISTICS

Operating temperature range : **-40°C to +85°C**
Storage temperature range : **-55°C to +85°C**

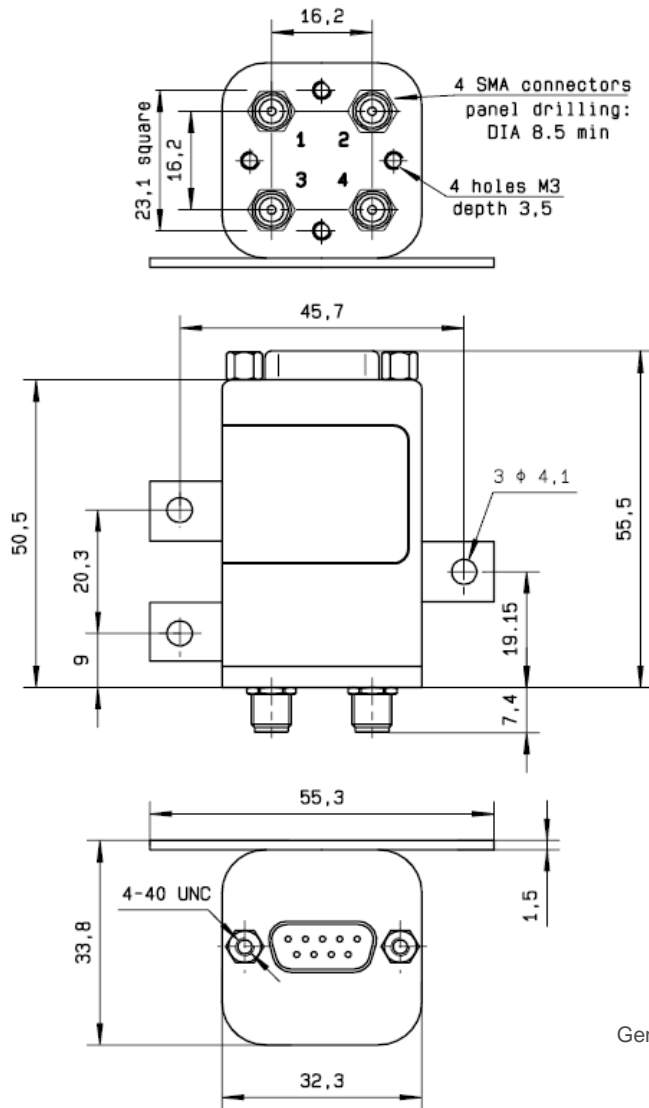
(* Average power at 25°C per RF Path)

(** At 25° C ±10%)

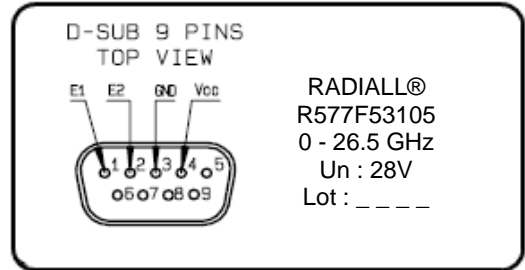
(*** Nominal voltage ; 25° C)



DRAWING

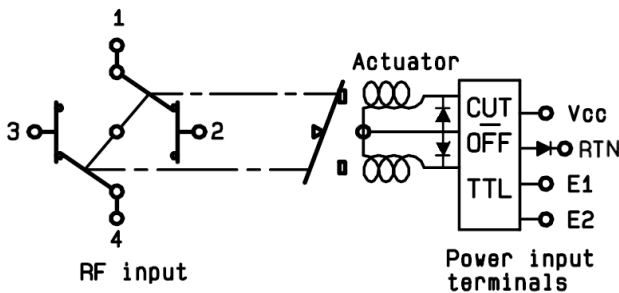


LABEL



General tolerances : ±0.5 mm

SCHEMATIC DIAGRAM



TTL input	RF Continuity
E1=1 / E2=0	1 ↔ 3 / 2 ↔ 4
E1=0 / E2=1	1 ↔ 2 / 3 ↔ 4
E1=0 / E2=0	Memory
E1=1 / E2=1	Forbidden