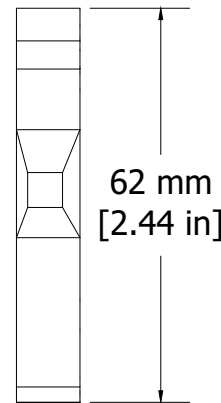

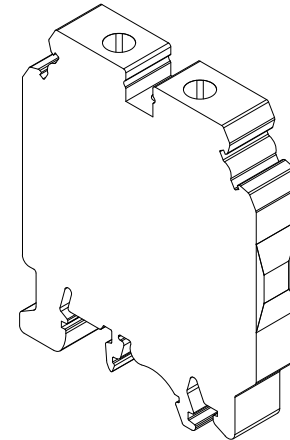
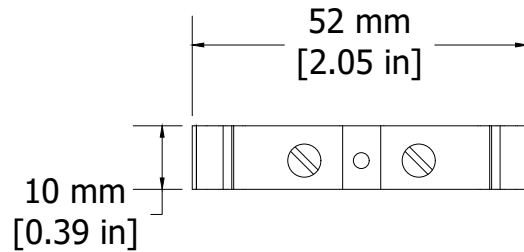


REVISIONS FOR DWG # CTS10USC

REV	CH.NO.	DESCRIPTION	DATE	REVISED BY
-	-	ORIGINAL DESIGN	05/31/17	ARON G



**Dimensions & Weight**

		Feed Through Terminal Spring Loaded
<b>Width</b>		<b>10 mm</b>
<b>Length</b>		52 mm
<b>Height w DIN Rail</b>	35 x 7.5 mm 35 x 15 mm	63.4 mm 70.8 mm
<b>Weight per piece</b>		12.6 g

UNLESS OTHERWISE SPECIFIED  
 • ALL DIMENSIONS ARE IN MILLIMETERS  
 • THIRD ANGLE PROJECTION

• TOLERANCE

XX	∅	1.00 mm
XX.X	∅	0.50 mm
XX.XX	∅	0.20 mm
ALL	∅	XX mm

C-RTM

This Drawing is the property of

**Altech Corp.<sup>®</sup>**

35 Royal Road  
 Flemington NJ 08822-6000  
 (908) 806-9400 • Fax (908) 806-9490

AND IS A CONFIDENTIAL DISCLOSURE  
 LENT WITHOUT CONSIDERATION OTHER  
 THAN THE BORROWER'S AGREEMENT  
 THAT IT SHALL NOT BE REPRODUCED,  
 COPIED, LENT, OR DISPOSED OF  
 DIRECTLY OR INDIRECTLY NOR USED  
 FOR ANY PURPOSE OTHER THAN THAT  
 FOR WHICH IT IS SPECIFICALLY  
 FURNISHED.

TITLE: Spring Loaded Feed-Through Terminal Block  
 CTS10USC

DRAWN BY: Aron Gyorgypal	05/31/17	DRAWING NO.:	M-Cad-2dr-CTS10USC	REV.:	-
CHECKED BY: Laszlo G	05/31/17	SCALE:	-	SHEET:	1 OF: 1
RELEASED BY: Laszlo G	05/31/17				