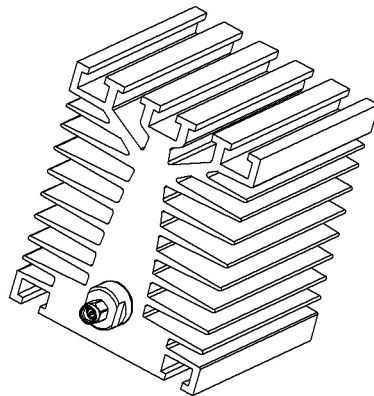
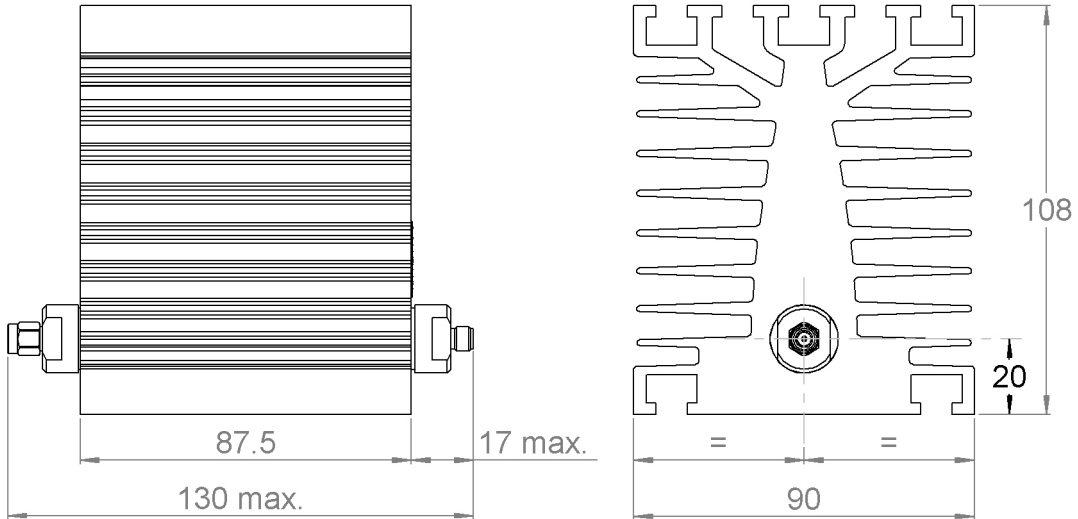
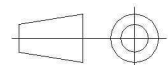


PAGE 1/2	ISSUE 29-05-20A	SERIES ATTENUATOR	PART NUMBER R422203030
----------	-----------------	-----------------------------	-------------------------------



All dimensions are in mm. Tolerances according ISO 2768 m-H



COMPONENTS	MATERIALS	PLATING (µm)
Body	STAINLESS STEEL	PASSIVATED.
Male center contact	BERYLLIUM COPPER	GOLD 0.5 OVER NICKEL PHOSPHORUS 2
Female center contact	BERYLLIUM COPPER	GOLD 0.5 OVER NICKEL PHOSPHORUS 2
Outer contact		
Insulator	PTFE	
Gasket	SILICONE RUBBER	
Substrate	ALUMINIUM NITRIDE	
Resistor	THICK FILM	
Others parts	ALUMINIUM	BLACK ANODIZATION

PAGE 2/2	ISSUE 29-05-20A	SERIES ATTENUATOR	PART NUMBER R422203030
----------	------------------------	-----------------------------	-------------------------------

ELECTRICAL CHARACTERISTICS

Frequency (GHz)	DC - 6
V.S.W.R (\leq)	1.25
Deviation(\pm dB)	0.75

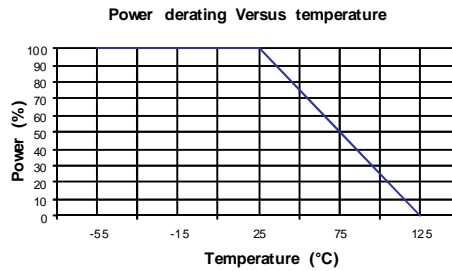
Operating Frequency Range	DC - 6	GHz
Impedance	50	Ω
Nominal Attenuation	3	dB
Peak power at 25°C (1 μ s, 1%)	2000	W
Average power at 25°C	100	W (Free Air Cooled)
		W (Conduction Cooled)

MECHANICAL CHARACTERISTICS

Connectors	SMA	Male Female	MIL C39012
Weight	1180,96	g	

ENVIRONMENTAL CHARACTERISTICS

Operating temperature range	-55/+125	°C
Storage temperature range	-55/+125	°C



SPECIFICATION

OTHER CHARACTERISTICS