

CUSTOMER TERMINAL	RoHS	LEAD(Pb)-FREE
Sn96%, Ag4%	Yes	Yes

more than you expect



Midcom

ELECTRICAL SPECIFICATIONS @ 25°C unless otherwise noted:

PARAMETER	TEST CONDITIONS	VALUE
D.C. RESISTANCE	1-3 @20°C	1.6 ohms max.
D.C. RESISTANCE	5-6 @20°C	0.25 ohms max.
D.C. RESISTANCE	12-10 tie(12+11, 9+10), @20°C	0.03 ohms max.
INDUCTANCE	1-3 10kHz, 100mVAC, Ls	2.60mH ±10%
LEAKAGE INDUCTANCE	1-3 tie(6+5, 9+10+11+12), 100kHz, 100mVAC, Ls	60uH max.
DIELECTRIC	1-12 tie(3+5), 4500VAC, 1 second	3600VAC, 1 minute
DIELECTRIC	1-11 tie(3+5), 4500VAC, 1 second	3600VAC, 1 minute
TURNS RATIO	(1-3):(12-10)	11.429:1, ±3%
TURNS RATIO	(1-3):(11-9)	11.429:1, ±3%
TURNS RATIO	(1-3):(5-6)	17.778:1, ±3%

PART MUST INSERT FULLY TO SURFACE A IN RECOMMENDED GRID

Ø.031(12)

[.80]

.177/.217
[4.50/5.50]

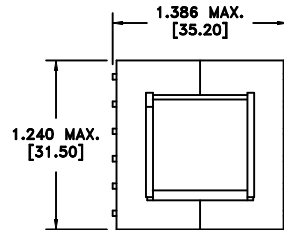
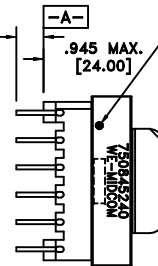
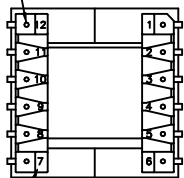
-A-

.945 MAX.
[24.00]

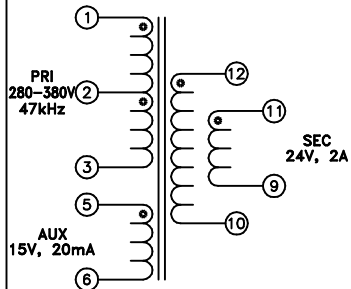
DOT LOCATES TERM. #1

1.386 MAX.
[35.20]

1.240 MAX.
[31.50]



TERM. NO.'s FOR REF. ONLY



Ø.052(12)
[1.32]

.984
[25.00]

.197(10)
[5.00]

RECOMMENDED
P.C. PATTERN, COMPONENT SIDE

GENERAL SPECIFICATIONS:

OPERATING TEMPERATURE RANGE: -40°C to +125°C including temp rise.

Wire insulation & RoHS status not affected by wire color.
Wire insulation color may vary depending on availability.

DETAILS SUBJECT TO CHANGE

REV.	DATE	Packaging Specifications Method: Tray PKG-0504 www.we-online.com/midcom		Tolerances unless otherwise specified: Angles: ±1° Decimals: ±.005 [.13] Fractions: ±1/64 Footprint: ±.001 [.03]	DRAWING TITLE TRANSFORMER	PART NO. 750845240
6A	10/10	SEE REVISION SHEET FOR REVISION LEVEL	CONVENTION PLACEMENT	This drawing is dual dimensioned. Dimensions in brackets are in millimeters.	eiSos p/n: 750845240	SPECIFICATION SHEET 1 OF 1

