

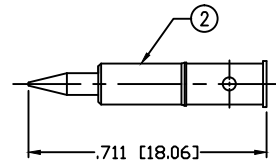
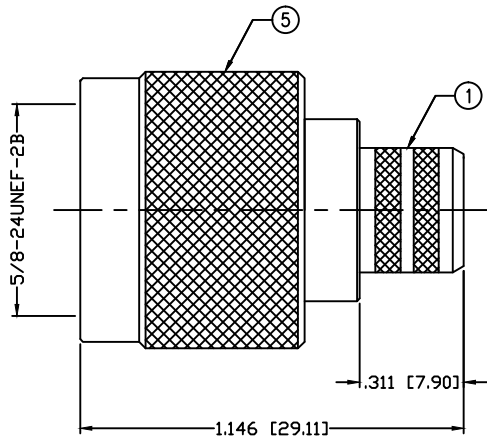
THIS DRAWING CONTAINS INFORMATION PROPRIETARY TO RF INDUSTRIES.
 ANY UNAUTHORIZED USE OF THIS DRAWING IS EXPRESSLY PROHIBITED
 WITHOUT WRITTEN PERMISSION FROM RF INDUSTRIES.
 ANY VIOLATION IS PUNISHABLE UNDER U.S. COPYRIGHT LAWS.

ALL DIMENSIONS ARE REFERENCE ONLY

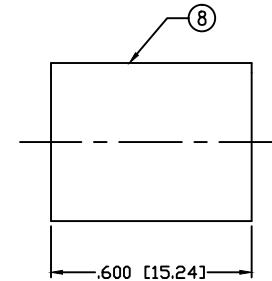
PART NO.

RFN-1006-3E

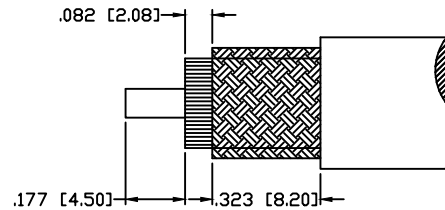
REV	DESCRIPTION	DWN	DATE	APPROVED
G	UPDATE DRAWING	CZS	03/23/98	R. RICE
H	STANDARDIZE SHELL & DIE/CHG BODY DIMS & CORRECT FER ID	CZS	04/01/99	R. RICE
J	CHANGE FERRULE STUD CONFIGURATION	CZS	06/08/00	JDMc
K	CHG STRIP DIM / UPDATE DRAWING, FORMAT & SPECS	CZS	06/09/00	JDMc



RECOMMENDED CRIMP DIE: .100



RECOMMENDED CRIMP DIE: .429



RECOMMENDED STRIPPING INSTRUCTIONS

SPECIFICATIONS:

IMPEDANCE: 50 Ohms
 FREQUENCY RANGE: 0-11 GHz
 VSWR: 1.3 @ 9 GHz Max.
 INSERTION LOSS: .06 dB Max. X \sqrt{f} GHz
 WORKING VOLTAGE: 1k V rms @ sea level
 TEMPERATURE RANGE: -65°C TO 165°C
 INSULATION RESISTANCE: 5k M Ohms min.
 FOR RG-8, 8A, 213/U, BELDEN 8267, 9251 & 9880

1	BODY	1	BRASS	SILVER, 30 μ "	000486	
2	PIN	1	BRASS	GOLD, 3 μ "		
3	INSULATOR	1	PTFE	---		
4	GROUND RING	1	BRASS	SILVER, 30 μ "		
5	SHELL	1	BRASS	SILVER, 30 μ "		
6	RETAINING RING	1	BRASS	---		
7	GASKET	1	S.I. RUBBER	---		
8	FERRULE	1	BRASS	SILVER, 30 μ "		
9						
10					DRAWN	
11					C. ZUNIGA	
12					CHECKED	
13					ORJ DRAWN	
14					S. SMITH	
#	DESCRIPTION	QTY	MATERIAL	FINISH	APPROVALS	DATE

UNLESS OTHERWISE SPECIFIED:
 1. REMOVE ALL BURRS
 2. BREAK ALL CORNERS & EDGES .005 R. MAX.
 3. CHAMFER 1ST & LAST THREADS 45°
 4. SURFACE ROUGHNESS 63 FINISH MIL-STD-10
 5. DIAMETERS ON COMMON CENTERS TO BE CONCENTRIC WITHIN .002 T.I.R.
 6. ALL DIMENSIONS ARE AFTER PLATING.

DIMENSIONS ARE IN INCHES AND [MILLIMETERS]

UNLESS OTHERWISE NOTED TOLERANCES ARE:

DECIMALS	DIAMETER
.xxx±.003 [.08]	.xxx±.001 [.03]
.xx±.005 [.13]	.xx±.003 [.08]

RF connectors

DIVISION OF RF INDUSTRIES, LTD.

7610 MIRAMAR RD
 SAN DIEGO, CA 92126
 (858) 549-6340
 (858) 549-6345 FAX

N PLUG, CRIMP

SIZE	CABLE GROUP	DWG NO.	REV
A	E	RFN-1006-3E	K
SCALE: NTS		CAD FILE OUTLINE	SHEET 1 OF 1