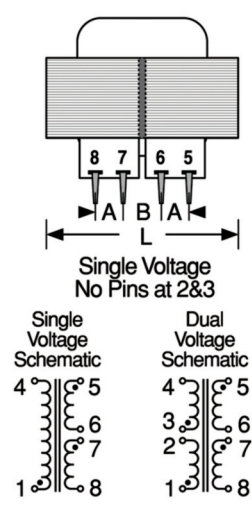
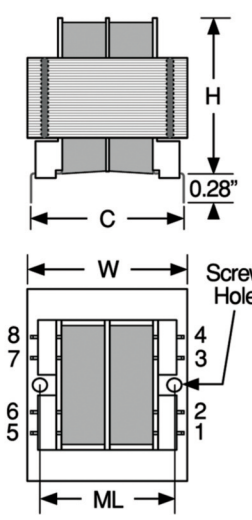


# SERIES


**6012R-6017R & 6022R-6027R**  
**6012-6017 & 6022-6027**



## Horizontal PC Power Transformers



Actual Size (60x2)



**UL Certified**  
 Recognized component  
 Underwriters Labs, Inc.  
 CSA Labeled

**Primary Voltage**  
**Series 6012 - 6017** 115 Single  
**Series 6022 - 6027** 115 -  
 230 Dual

**To Order** For Single Voltage, insert numeral 1 for "x" in Part Number listed in tables; for Dual Voltage, insert numeral 2 for "x" in Part Number listed in tables.

**Operating Frequency** 50/60 Hz  
**Operating Temperature** 130° C

2500 V RMS Hipot  
 Split bobbin non-concentric winding  
 Dots on schematic indicate like polarity

**Note** Series 6017 and 6027 - 4 mounting holes  
 2<sup>9</sup>/<sub>16</sub> in. x 1<sup>3</sup>/<sub>4</sub> in. for #6 screw

\*Complete part # must include series # PLUS the dash #

PART NUMBER*	VA	SECONDARY VOLTAGE SERIES CONNECTION	PARALLEL CONNECTION	SECONDARY CURRENT SERIES CONNECTION	PARALLEL CONNECTION
60x2-010	1.1	10.0	5.0	0.110	0.220
60x2-012	1.1	12.6	6.3	0.090	0.180
60x2-016	1.1	16.0	8.0	0.070	0.140
60x2-020	1.1	20.0	10.0	0.055	0.110
60x2-024	1.1	24.0	12.0	0.045	0.090
60x2-028	1.1	28.0	14.0	0.040	0.080
60x2-036	1.1	36.0	18.0	0.030	0.060
60x2-048	1.1	48.0	24.0	0.023	0.046
60x2-056	1.1	56.0	28.0	0.020	0.040
60x2-120	1.1	120.	60.0	0.010	0.020
60x3-010	2.4	10.0	5.0	0.250	0.500
60x3-012	2.4	12.6	6.3	0.200	0.400
60x3-016	2.4	16.0	8.0	0.150	0.300
60x3-020	2.4	20.0	10.0	0.120	0.240
60x3-024	2.4	24.0	12.0	0.100	0.200
60x3-028	2.4	28.0	14.0	0.085	0.170
60x3-036	2.4	36.0	18.0	0.065	0.130
60x3-048	2.4	48.0	24.0	0.050	0.100
60x3-056	2.4	56.0	28.0	0.045	0.090
60x3-120	2.4	120.	60.0	0.020	0.040
60x4-010	6.0	10.0	5.0	0.600	1.200
60x4-012	6.0	12.6	6.3	0.500	1.000
60x4-016	6.0	16.0	8.0	0.400	0.800
60x4-020	6.0	20.0	10.0	0.300	0.600
60x4-024	6.0	24.0	12.0	0.250	0.500
60x4-028	6.0	28.0	14.0	0.200	0.400
60x4-036	6.0	36.0	18.0	0.170	0.340
60x4-048	6.0	48.0	24.0	0.125	0.250
60x4-056	6.0	56.0	28.0	0.110	0.220
60x4-120	6.0	120.	60.0	0.050	0.100
60x5-010	12.	10.0	5.0	1.200	2.400
60x5-012	12.	12.6	6.3	1.000	2.000
60x5-016	12.	16.0	8.0	0.800	1.600
60x5-020	12.	20.0	10.0	0.600	1.200
60x5-024	12.	24.0	12.0	0.500	1.000
60x5-028	12.	28.0	14.0	0.420	0.840
60x5-036	12.	36.0	18.0	0.350	0.700
60x5-048	12.	48.0	24.0	0.250	0.500
60x5-056	12.	56.0	28.0	0.220	0.440
60x5-120	12.	120.	60.0	0.100	0.200
60x6-010	20.	10.0	5.0	2.000	4.000
60x6-012	20.	12.6	6.3	1.600	3.200
60x6-016	20.	16.0	8.0	1.250	2.500
60x6-020	20.	20.0	10.0	1.000	2.000
60x6-024	20.	24.0	12.0	0.800	1.600
60x6-028	20.	28.0	14.0	0.700	1.400
60x6-036	20.	36.0	18.0	0.550	1.100
60x6-048	20.	48.0	24.0	0.400	0.800
60x6-056	20.	56.0	28.0	0.350	0.700
60x6-120	20.	120.	60.0	0.160	0.320
60x7-010	36.	10.0	5.0	3.600	7.200
60x7-012	36.	12.6	6.3	2.850	5.700
60x7-016	36.	16.0	8.0	2.250	4.500
60x7-020	36.	20.0	10.0	1.800	3.600
60x7-024	36.	24.0	12.0	1.500	3.000
60x7-028	36.	28.0	14.0	1.300	2.600
60x7-036	36.	36.0	18.0	1.000	2.000
60x7-048	36.	48.0	24.0	0.750	1.500
60x7-056	36.	56.0	28.0	0.650	1.300
60x7-120	36.	120.	60.0	0.300	0.600

	L		W		H		A		B		C		ML		Screw Size	Weight	
	in.	mm	in.	mm	in.	mm	in.	mm	in.	mm	in.	mm	in.	mm		lbs.	grams
60x2	1.38	34.93	1.13	28.58	0.94	23.81	0.25	6.35	0.25	6.35	1.20	30.48	—	—	none	0.17	77
60x3	1.38	34.93	1.13	28.58	1.19	30.16	0.25	6.35	0.25	6.35	1.20	30.48	—	—	none	0.25	113
60x4	1.63	41.28	1.31	33.34	1.31	33.34	0.25	6.35	0.35	8.89	1.28	32.51	1.06	26.99	4-40	0.44	200
60x5	1.88	47.63	1.56	39.69	1.44	36.51	0.30	7.62	0.40	10.16	1.41	35.81	1.25	31.75	4-40	0.70	317
60x6	2.25	57.15	1.88	47.63	1.44	36.51	0.30	7.62	0.40	10.16	1.60	40.64	1.50	38.10	4-40	0.80	363
60x7	2.63	66.68	2.19	55.56	1.56	39.69	0.40	10.16	0.40	10.16	1.85	46.99	—	See Note	—	1.10	499

