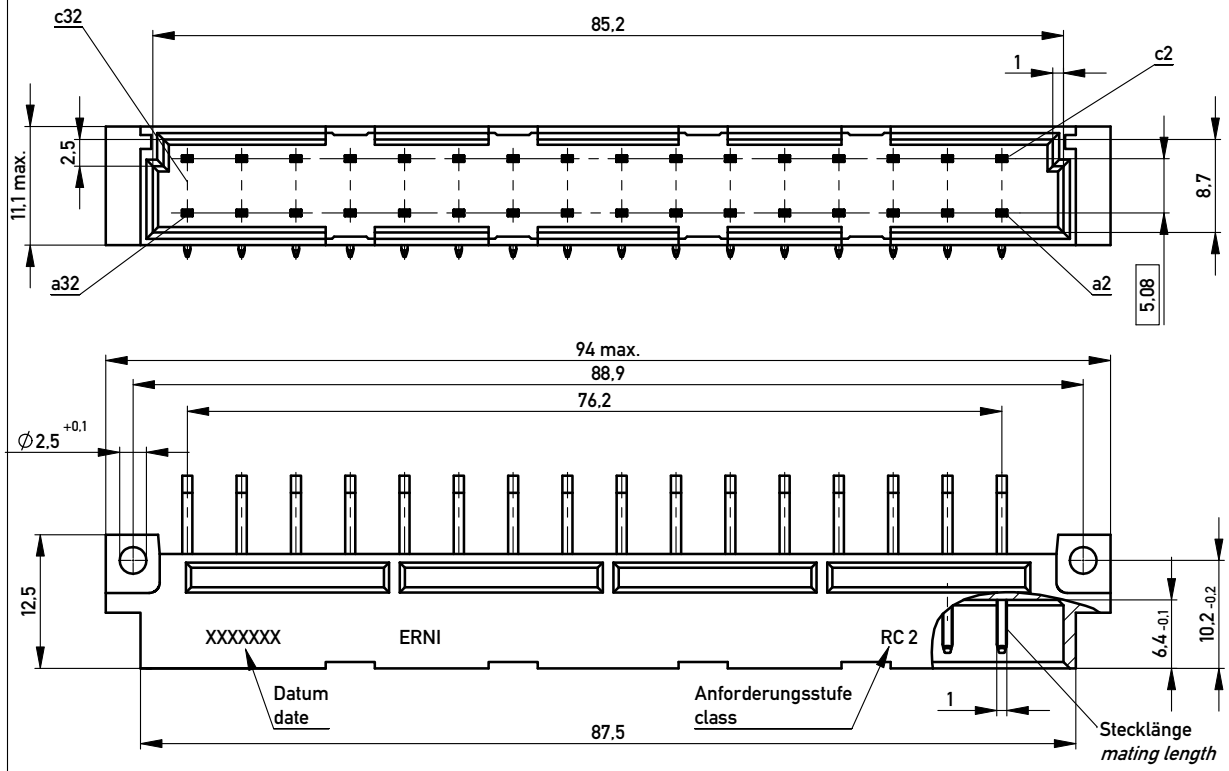

Stecklänge / mating length

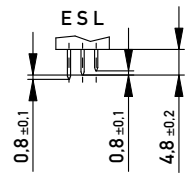

E = *early mate, late break* / voreilend

S = standard

L = late mate, early break / nacheilend

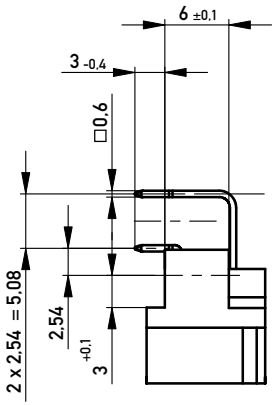

Bestückungsplan / *contact layout*

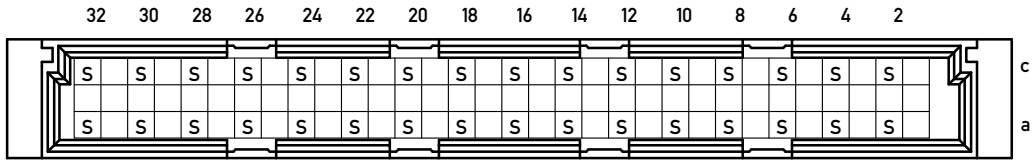

Leiterplatten-Lochbild / *PCB drillhole pattern*

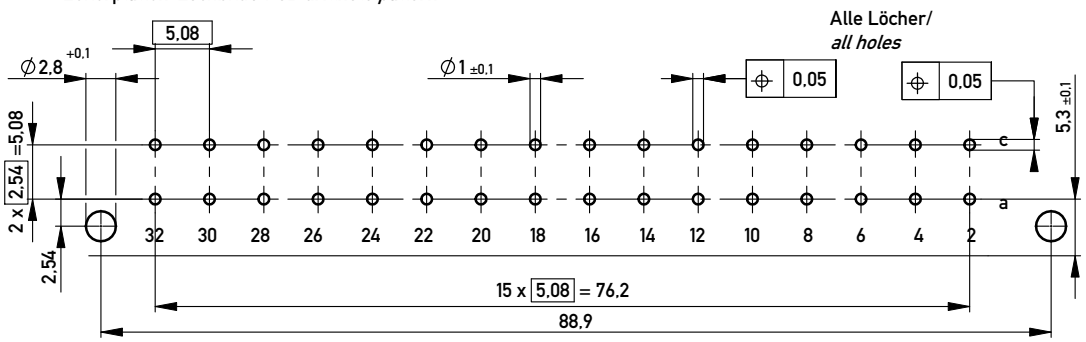

Steckseite AC / Anschlussseite AC / *contact side AC / terminal Side AC*
Lötanschluss 0,6 x 0,6 / *solder terminal 0,6 x 0,6*
Isolierwerkstoff / *housing material : PBT GF 30*
Bauart 4 / *Type 4*
Anforderungsstufe 2 = 400 Steckzyklen / *performance class 2 = 400 mating cycles*
Fehlende Maße und Angaben gemäss IEC 60603-2 / DIN EN 60603-2
Missing information and dimensions according to IEC 60603-2
Bedruckung siehe Zeichnung 294905
Marking see drawing 294905

Information:	Tolerances	All Dimensions in mm	Scale 2:1
All rights reserved. Only for Information. To ensure that this is the latest version of this drawing, please contact one of the ERNI companies before using.	Subject to modification without prior notice. Drawing will not be updated.		Designation: Messerleiste D32 Löt / *Male con. D32 solder*
- / Index	21.10.2008 / Date	ERNI www.ERNI.com	354868 — I — A3
			Class STVD

Copyright by ERNI GmbH
Proprietary notice pursuant to ISO 16016 to be observed.