

## Bus system connector - SACC-M12FRB-3PL SH PB - 1424698

Please be informed that the data shown in this PDF Document is generated from our Online Catalog. Please find the complete data in the user's documentation. Our General Terms of Use for Downloads are valid (<http://phoenixcontact.com/download>)

Bus system connector, PROFIBUS DP (12 Mbps), 3-position, shielded, Socket angled M12, B-coded, Push-in connection, knurl material: Zinc die-cast, nickel-plated, external cable diameter 4 mm ... 8 mm




### Your advantages

- ✓ Easy and tool-free connection by means of Push-in Technology
- ✓ Conveniently connect stranded conductors, thanks to lever
- ✓ Reliable and quick connection of electric cables
- ✓ Flexible signal and data cabling
- ✓ Flexible cable outlets with angled connectors
- ✓ Easy and tool-free connection by means of Push-in Technology
- ✓ Quick and easy installation, thanks to Push-in connection technology



### Key Commercial Data

Packing unit	1 pc
GTIN	 4 055626 376257
GTIN	4055626376257

### Technical data

#### Dimensions

Diameter housing	19 mm
Length	48 mm
External cable diameter	4 mm ... 8 mm
Stripping length of the sheath	31 mm
Stripping length of the individual wire	7 mm

#### Ambient conditions

Ambient temperature (operation)	-40 °C ... 85 °C (Plug / socket)
Degree of protection	IP65/IP67

#### General

# Bus system connector - SACC-M12FRB-3PL SH PB - 1424698

## Technical data

### General

Note	NOTE: Observe the permissible bending radii when laying conductors, since the degree of protection may be put in jeopardy if the bending forces are too high. Alleviate mechanical loads upstream of the connector, e.g. by using cable ties.
Rated current at 40°C	4 A (2 A when using 0.14 mm <sup>2</sup> conductors)
Rated voltage	48 V AC
	60 V DC
Number of positions	3
Insulation resistance	≥ 100 MΩ
Coding	B - inverse
Standards/regulations	M12 connector IEC 61076-2-101
Status display	No
Overvoltage category	II
Degree of pollution	3
Connection method	Push-in connection
Conductor cross section	0.14 mm <sup>2</sup> ... 0.75 mm <sup>2</sup> (without ferrule)
	0.08 mm <sup>2</sup> ... 0.5 mm <sup>2</sup> (with ferrule)
	0.14 mm <sup>2</sup> ... 0.75 mm <sup>2</sup> (solid)
Conductor cross section AWG	26 ... 18 (without ferrule)
	28 ... 20 (with ferrule)
Insertion/withdrawal cycles	≥ 100
Torque	0.4 Nm (M12 knurl)
	0.8 Nm (Connector with coupling sleeve)
	3 Nm (Pressure nut with coupling sleeve)
Assembly instructions	The connector pin assignment can be rotated 45° to the cable outlet
	The wires can be connected both with ferrules and without ferrules

### Material

Flammability rating according to UL 94	V0
Contact material	CuSn
Contact surface material	Ni/Au
Contact carrier material	PA 6.6
Material of grip body	Zinc die-cast, nickel-plated
Material, knurls	Zinc die-cast, nickel-plated
Sealing material	NBR
Additional material specifications	TPE-U (Clamping cage, weight: 1.1 g)
	PA 6 (Actuation lever)

### Standards and Regulations

Standard designation	M12 connector
Standards/regulations	IEC 61076-2-101
Flammability rating according to UL 94	V0

# Bus system connector - SACC-M12FRB-3PL SH PB - 1424698

## Technical data

### Environmental Product Compliance

China RoHS	Environmentally friendly use period: unlimited = EFUP-e
	No hazardous substances above threshold values

## Approvals

### Approvals


#### Approvals


EAC / UL Listed / cUL Listed / cULus Listed


#### Ex Approvals

### Approval details

EAC		RU C-DE.AI30.B.01102
-----	---	----------------------

UL Listed		<a href="http://database.ul.com/cgi-bin/XYV/template/LISEXT/1FRAME/index.htm">http://database.ul.com/cgi-bin/XYV/template/LISEXT/1FRAME/index.htm</a>	E221474
Nominal voltage UN		60 V	
Nominal current IN		4 A	
mm <sup>2</sup> /AWG/kcmil		26-18	

cUL Listed		<a href="http://database.ul.com/cgi-bin/XYV/template/LISEXT/1FRAME/index.htm">http://database.ul.com/cgi-bin/XYV/template/LISEXT/1FRAME/index.htm</a>	E221474
Nominal voltage UN		60 V	
Nominal current IN		4 A	
mm <sup>2</sup> /AWG/kcmil		26-18	

cULus Listed	
--------------	---

Phoenix Contact 2019 © - all rights reserved  
<http://www.phoenixcontact.com>

PHOENIX CONTACT GmbH & Co. KG  
Flachsmarktstr. 8  
32825 Blomberg  
Germany  
Tel. +49 5235 300  
Fax +49 5235 3 41200  
<http://www.phoenixcontact.com>