

Mounting Option

.156 (3.96) Dia. Mounting Holes

Contact Detail

Wire Hole .089x.014(2.29x0.36) - Tail LG=.213(5.41)

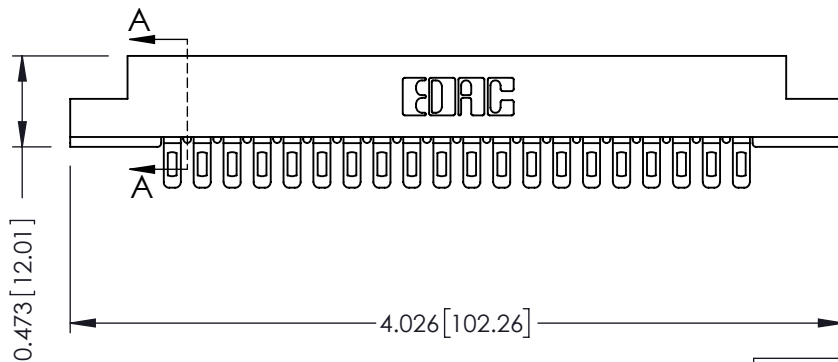
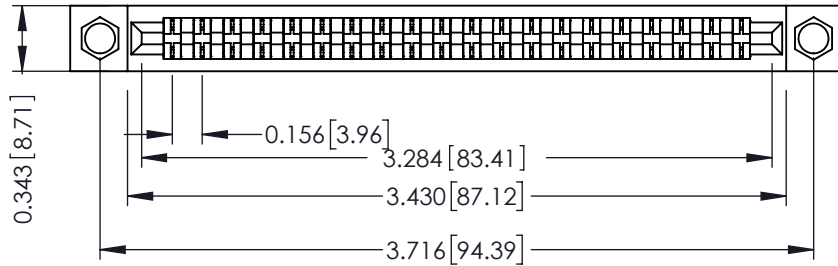
.156 [3.96] Contact Spacing x .200 [5.08] Row Spacing

THIS IS A C.A.D. GENERATED DRAWING
DO NOT MAKE MANUAL REVISIONS TO MASTER.

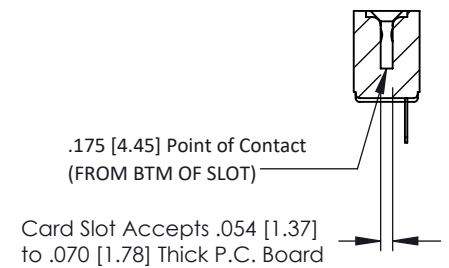


ISSUE NUMBER

ORIGINAL



SECTION A-A



See Accompanying Pages for:

- **Contact Bend Details**
- **Mounting Options**

307 / 357 Card Edge Connector

Part Number: 357-020-501-104



EDAC INC
TORONTO, ONTARIO
CANADA

YOUR CONNECTION TO QUALITY & SERVICE

THESE DRAWINGS AND SPECIFICATIONS ARE THE PROPERTY OF EDAC INC. AND SHALL NOT BE REPRODUCED, OR COPIED OR USED AS THE BASIS FOR THE MANUFACTURE OR SALE OF APPARATUS WITHOUT WRITTEN PERMISSION.

ACAD REFERENCE NO. 307 ENG MASTER

DRAWN: J.LEE DATE: AUG. 11/09

CHECKED: DATE:

SCALE: NTS SHEET 1 OF 3

DRAWING NUMBER 307 Assembly ISSUE 1

Single Row Contacts - Read One Side of Daughter Board

0.240 6.10

0.240 6.10

0.260 6.60

0.060 1.52

558 Contact Code

559 Contact Code

Single Row Contacts - Read Both Sides of Daughter Board

0.110 2.79

0.150 3.81

0.392 9.96

0.045 1.14

0.045 1.14

553 Contact Code

554 Contact Code

557 Contact Code

Dual Row Contacts - Read Both Sides of Daughter Board

0.240 [6.10] Up to 27/54 Pin
0.162 [4.11] 28/56 and Over

0.240 [6.10] Up to 27/54 Pin
0.162 [4.11] 28/56 and Over
0.290 [7.37] Up to 27/54 Pin
.212 [5.38] 28/56 and Over

0.120 3.05
0.265 6.73

0.095 2.41
0.195 4.95

0.165 4.19
0.343 8.71

.125 [3.18] to .210 [5.33]
Outside Tails
.045 [1.14] to .060 [1.52]
Between Tails

.125 [3.18] to .185 [4.70]
Outside Tails
.045 [1.14] to .060 [1.52]
Between Tails

0.200 5.08

0.150 3.81

0.060 1.52

0.060 1.52

.125 [3.18] to .210 [5.33]
Outside Tails
.045 [1.14] to .060 [1.52]
Between Tails

555 Contact Code

556 Contact Code

558 Contact Code

559 Contact Code

560 Contact Code

ACAD REFERENCE NO.