

Description : SP8T 18GHz SMA LATCHING 28V SWITCH
 Options : POSITIVE COMMON

Issue 12.12.12
 Page 1/2

RF CHARACTERISTICS

Number of ways : 8
 Frequency range : 0 - 18 GHz
 Impedance : 50 Ohms

Frequency (GHz)	0 - 3	3 - 8	8 - 12.4	12.4 - 16	16 - 18
VSWR max	1.20	1.30	1.40	1.50	1.60
Insertion loss max	0.20 dB	0.30 dB	0.40 dB	0.55 dB	0.60 dB
Isolation min	80 dB	70 dB	60 dB	60 dB	60 dB
Average power (*)	240 W	150 W	120 W	110 W	100 W

ELECTRICAL CHARACTERISTICS

Actuator : LATCHING
 Nominal current ** : 125 mA / RESET : 1000 mA ****
 Actuator voltage (Vcc) : 28V (24 to 30V) / POSITIVE COMMON
 Terminals : solder pins (250°C max. / 30 sec.)

MECHANICAL CHARACTERISTICS

Connectors : SMA female per MIL-C 39012
 Life : 2.000.000 cycles per position
 Switching Time*** : < 15 ms
 Construction : Splashproof
 Weight : < 280 g

ENVIRONMENTAL CHARACTERISTICS

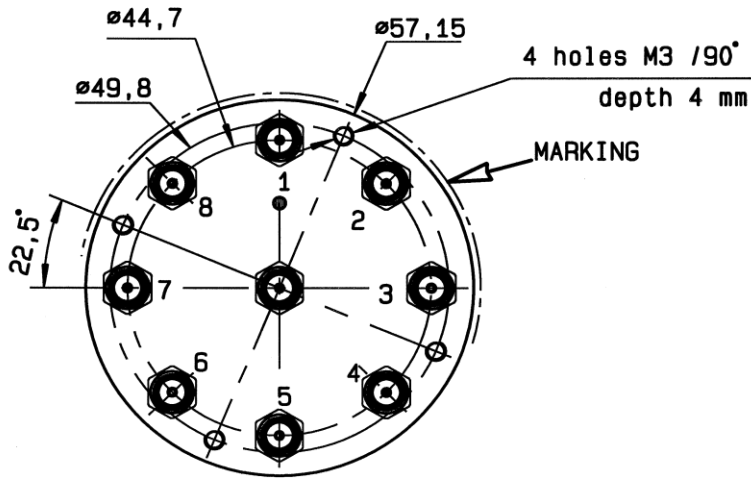
Operating temperature range : -40°C to +85°C
 Storage temperature range : -55°C to +85°C



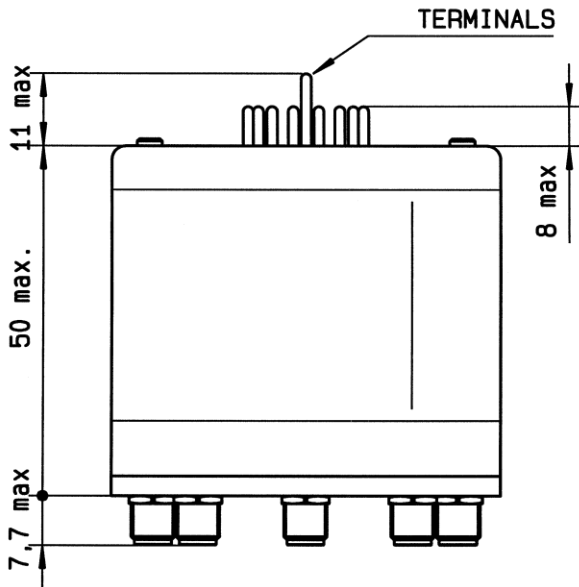
(* Average power at 25°C per RF Path)
 (** At 25° C ±10%)
 (***) Nominal voltage ; 25° C)
 (**** Reset : supply voltage time 1sec. max. / duty cycle 10%)

This information is given as an indication. In order to improve our products, we reserve the right to make any modifications judged necessary

DRAWING

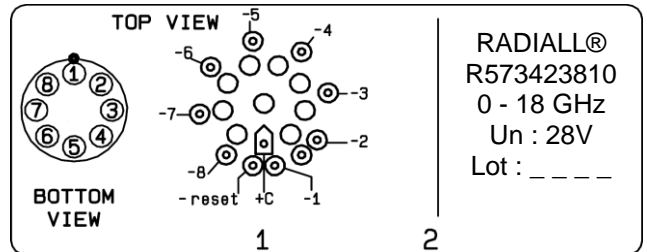


Voltage	RF Continuity
+C -RESET	All ports open
+C -1	IN ↔ 1
+C -2	IN ↔ 2
+C -3	IN ↔ 3
+C -4	IN ↔ 4
+C -5	IN ↔ 5
+C -6	IN ↔ 6
+C -7	IN ↔ 7
+C -8	IN ↔ 8

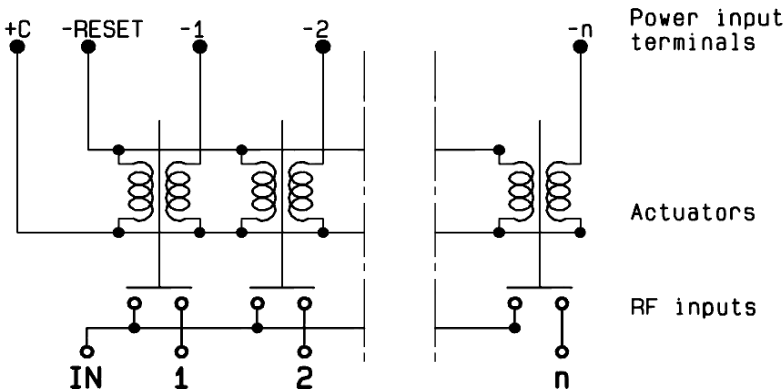


General tolerances : ±0.5 mm

LABEL



SCHEMATIC DIAGRAM



This information is given as an indication. In order to improve our products, we reserve the right to make any modifications judged necessary