




15 Watt USB Adapter with USB Type-C



Features

- USB Type-C
- DOE Level VI, CoC V5Tier 2
- Class B EMI
- Limited Power Source (LPS)
- Voltage Drop Compensation
- Complies with USB Battery Charging 1.2
- Over Voltage and Short Circuit Protections

Applications

- Mobile Phone
- Tablet
- Notebook
- Networking Devices
- Monitor

Safety Approvals (Preliminary)

- cUL/UL 60950-1¹
- CB IEC60950-1
- cUL/UL 62368-1¹
- CE²

Mechanical Characteristics

- Length: 52mm (2.05in)
- Width: 40mm (1.57in)
- Height: 23.3mm (0.92in)

Output Specifications

Model	Prong Style	Case Color	Output Power	Output Voltage	Current Rating	Ripple ³ P-P (max.)
AQ15A-050A-H	US	Black	15W	5V	3A	150mV
AQ15A-050AW-H	US	White	15W	5V	3A	150mV
AQ15E-050A-H	EU	Black	15W	5V	3A	150mV
AQ15E-050AW-H	EU	White	15W	5V	3A	150mV

Notes:

1. US models only
2. EU models only
3. Measured by using a 12 inch twisted pair terminated with a 10uF & 0.1uF ceramic in parallel. Oscilloscope is set to 20MHz.

Input:**AC Input Voltage Rating**

100 to 240V AC

AC Input Voltage Range

90 to 264V AC

AC Input Frequency

47 to 63Hz

Input Current

0.5A (RMS) maximum at 100Vac

Leakage Current

20uA Max.

Inrush Current

60A max @240V (Cold start)

Input Power Saving

<75mW @115VAC/230VAC

Output:**Efficiency²**

US DOE Level VI

CoC V5 Tier 2

Environmental:**Temperature**

Operation 0 to +40°C

Non-operation -40 to +85°C

Humidity 90% RH max

DC Output Connector

USB Type C

Emissions

Complies with FCC Class B

Complies with EN55032 Class B

Immunity

EN61000-4-2, Level 4

EN61000-4-5

Hold-up Time

10mS minimum at 115V/60Hz &

230Vac/50Hz max load

Over-Voltage Protection

Output voltage shall not exceed 9V

Short-Circuit Protection

Auto Recover

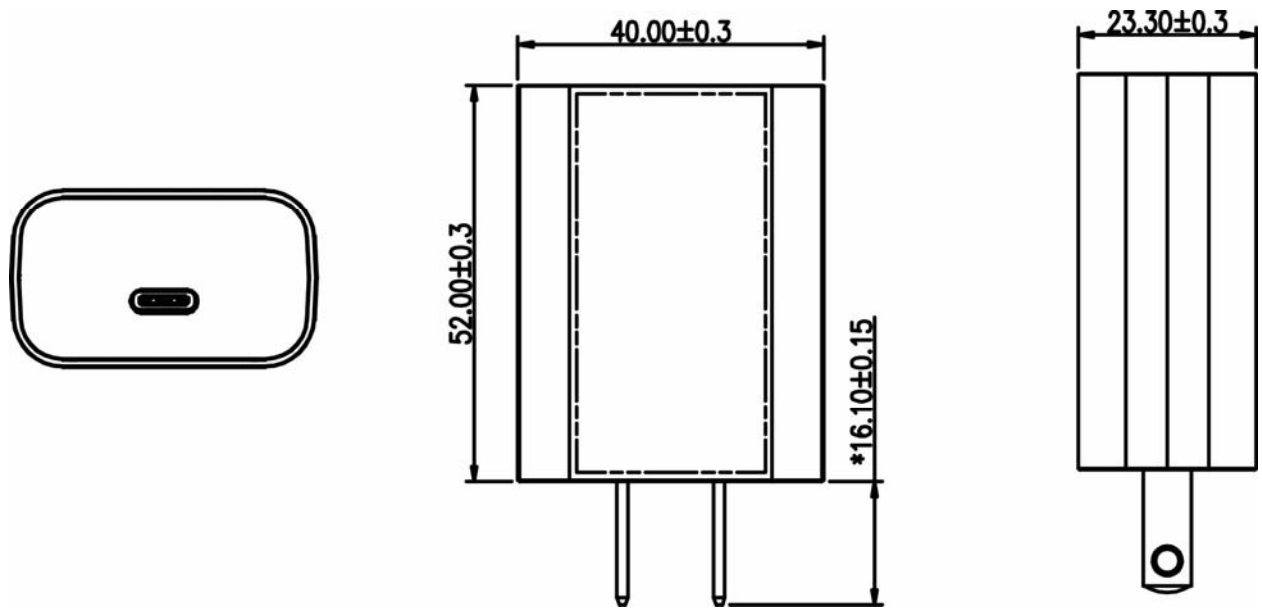
Dielectric Withstand (Hi-pot) Test

Primary to Secondary: 3000V AC for 1 min., 10mA

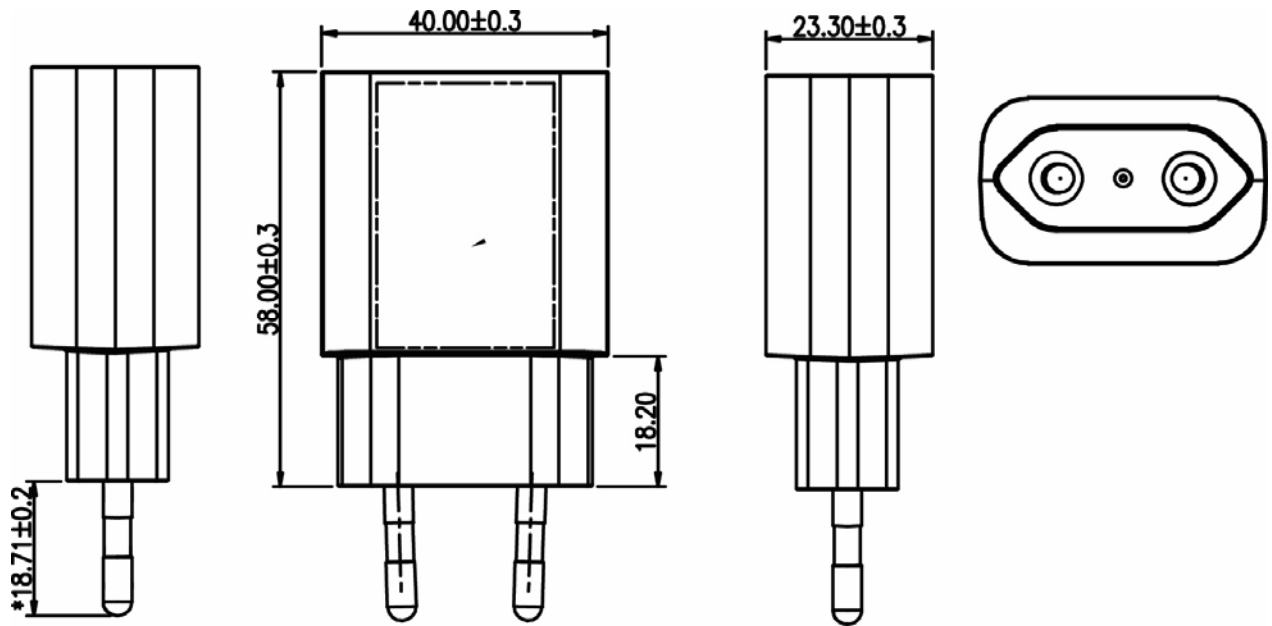
Notes:

1. The characteristics defined are at ambient temperature of 25°C unless otherwise specified
2. Efficiency is measured after 30 minutes burn-in

AQ15A-050A-H Dimension Diagram Unit: mm



AQ15E-050A-H Dimension Diagram Unit: mm



Supplier's Declaration of Conformity
47 CFR § 2.1077 Compliance Information

AQ15A-050A-H
AQ15A-050AW-H

Phihong USA Corporation
47800 Fremont Boulevard
Fremont, CA 94538
Telephone: (510) 445-0100
www.phihong.com

NOTE: This model has/The models in this products series have been tested and found to comply with the limits for a Class B digital device, pursuant to part 15 of the FCC Rules. These limits are designed to provide reasonable protection against harmful interference in a residential installation. This equipment generates, uses and can radiate radio frequency energy and, if not installed and used in accordance with the instructions, may cause harmful interference to radio communications. However, there is no guarantee that interference will not occur in a particular installation. If this equipment does cause harmful interference to radio or television reception, which can be determined by turning the equipment off and on, the user is encouraged to try to correct the interference by one or more of the following measures:

- Reorient or relocate the receiving antenna.
- Increase the separation between the equipment and receiver.
- Connect the equipment into an outlet on a circuit different from that to which the receiver is connected.
- Consult the dealer or an experienced radio/TV technician for help.

Changes or modifications to equipment not expressly approved by PHIHONG could void the user's authority to operate the equipment.