

NOTES:

- MATERIALS AND FINISHES:
 - BODY, BODY REAR - BRASS, NICKEL PLATING
 - CONTACT - BRASS, GOLD PLATING
 - INSULATOR - PTFE
 - INSULATOR REAR - ULTEM
 - COUPLING NUT - BRASS, NICKEL PLATING
 - CAP - BRASS, NICKEL PLATING
 - FERRULE - SEAMLESS COPPER TUBE, NICKEL PLATING
 - GASKET, O-RING - SILICONE RUBBER
 - HEAT SHRINK TUBING - CROSSLINKED POLYOLEFIN

- ELECTRICAL:
 - A. IMPEDANCE: 50 OHM
 - B. FREQUENCY RANGE: DC - 6 GHz
 - C. DIELECTRIC WITHSTANDING VOLTAGE: 1000 VRMS, MIN.

- MECHANICAL:
 - A. DURABILITY: 500 CYCLES MIN.
 - B. TEMPERATURE RANGE: -40° C TO +85° C

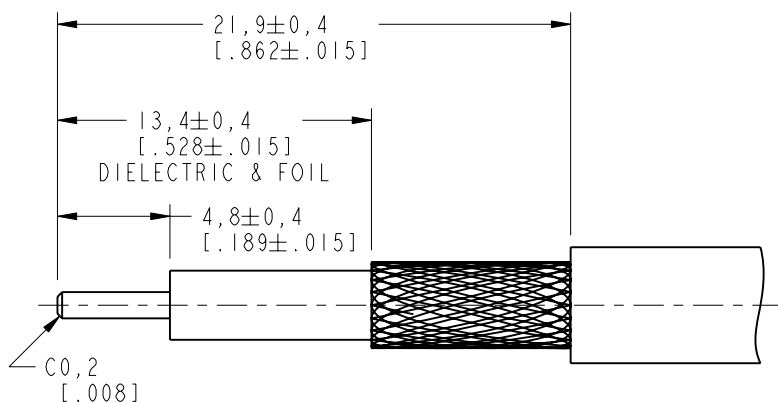
- PACKAGING:
 - A. QUANTITY: SINGLE PACK
 - B. MARKING: BAG TO BE MARKED "AMPHENOLRF, 31-6501, AND DATE CODE"

- RECOMMENDED CABLE ASSEMBLY INSTRUCTIONS:
 - A. TRIM CABLE AS SHOWN.
 - B. SLIDE HEAT SHRINK TUBING, FERRULE AND INSULATOR REAR ONTO CABLE.
 - C. INSERT CABLE WITH FOIL ENTERING CONNECTOR AND BRAID OVER KNURL.
 - D. SOLDER CONTACT TO CABLE CENTER CONDUCTOR.
 - E. CRIMP FERRULE OVER BRAID WITH 0.213" HEX DIE.
 - F. APPLY HEAT SHRINK TUBING OVER FERRULE.
 - G. HEAT SHRINK TUBING SHOULD FULLY (360 DEG) COVER THE BUMP ON BODY AND END WITHIN AREA "A"

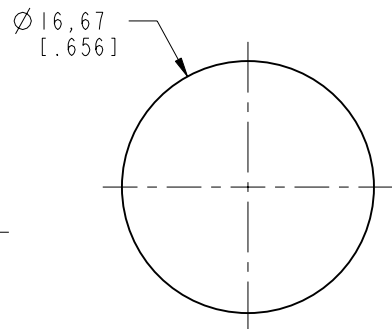
- CAP ASSEMBLY INSTRUCTIONS:
 - A. PLACE O-RING ON CAP AS SHOWN.
 - B. ASSEMBLE CAP TO BODY WITH 16-32 IN-OZ TORQUE.

- RECOMMENDED COUPLING TORQUE: 4-6 IN-LBS.

- SHOWS CABLE ENTRY DIMENSIONS.



RECOMMENDED CABLE STRIPPING DIMENSIONS



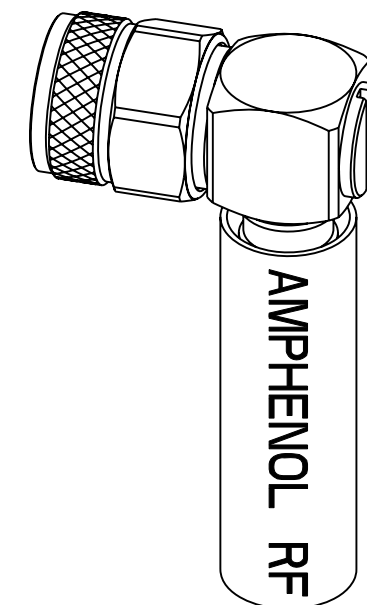
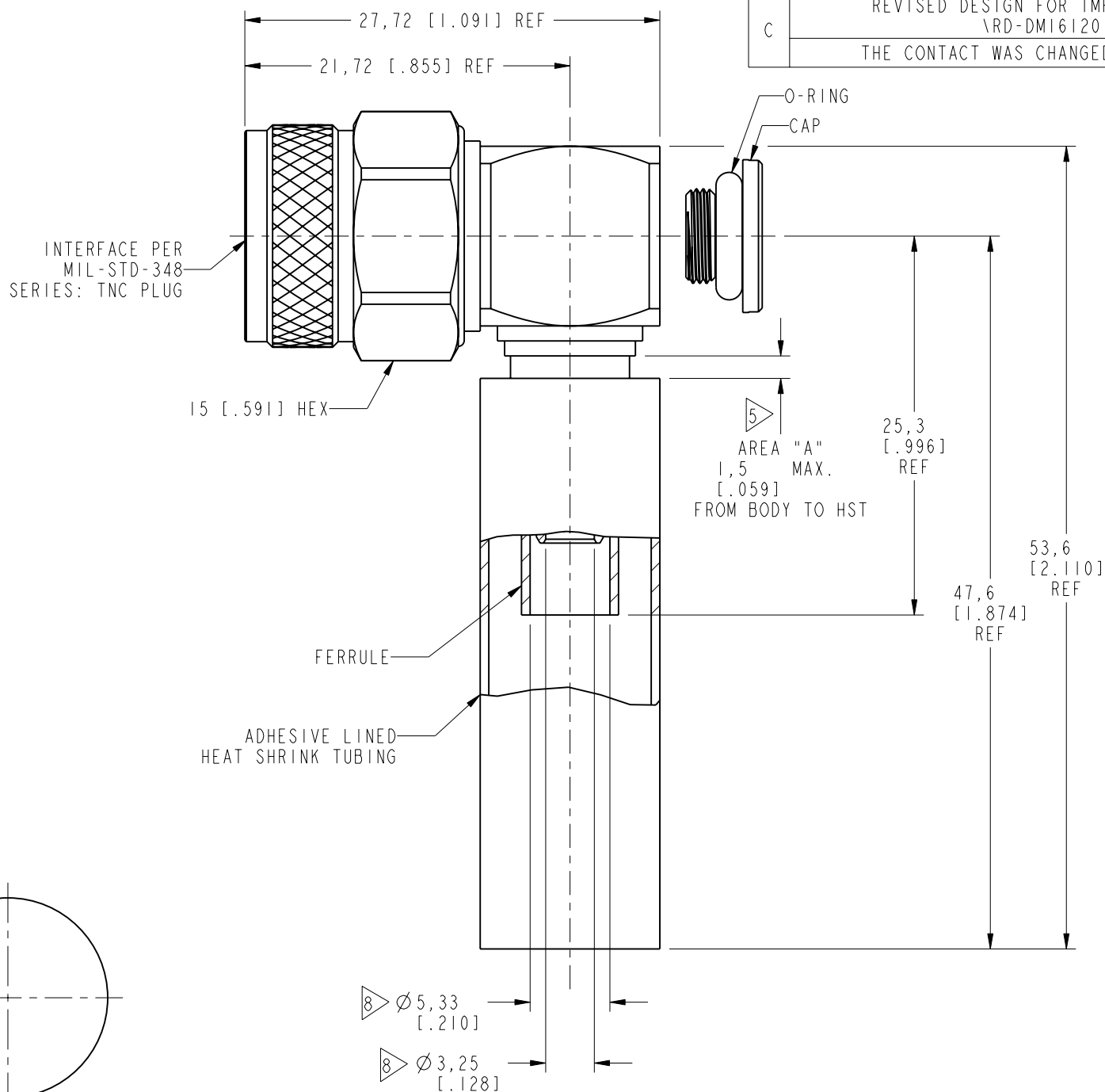
MIN PASS THRU DIAMETER

SCALE 2.000

THIRD ANGLE PROJ.

REVISIONS

REV	DESCRIPTION	DATE	ECO	APPR
A	RELEASE TO MFG.	18-Jul-12	48949	DD
B	ADDED ARC LOGO TO COUPLING NUT & AMPHENOL RF TO HST RD-DMI3022001R3	1-Mar-13	49418	RM
C	REVISED DESIGN FOR IMPROVED SEALING \RD-DMI6120101M	23-Dec-16	02422	SH
	THE CONTACT WAS CHANGED \RD-DMI6121901		02803	



SCALE 1.500

CUSTOMER OUTLINE DRAWING

ALL OTHER SHEETS ARE FOR INTERNAL USE ONLY

UNLESS OTHERWISE SPECIFIED, DIMENSIONS ARE IN METRIC AND TOLERANCES ARE: <0.5mm ±0.05mm 0.5 - 6mm ±0.1mm 6 - 30mm ±0.2mm 30 - 120mm ±0.3mm ANGLES ±1°	MATERIAL	DRAWN M. ZHANG	DATE 23-Dec-16	TITLE TNC R/A PLUG, IP-67 FOR LMR-200 CABLE	Amphenol RF www.amphenolrf.com	
	REFERENCE EAR # 3376 AND 31-6364	ENGINEER D. DAVE	DATE 08-Sep-11			DRAWING NO. 31-6501
NOTICE - These drawings, specifications, or other data (1) are, and remain the property of Amphenol corp. (2) must be returned upon request; and (3) are confidential and not to be disclosed to any person other than those to whom they are given by Amphenol Corp. the furnishing of these drawings, specifications, or other data by Amphenol Corp., or to any other person to anyone for any purpose is not to be regarded by implication or otherwise in any manner licensing, granting rights to permitting such holder or any other person to manufacture, use or sell any product, process or design, patented or otherwise, that may in any way be related to or disclosed by said drawings, specifications, or other data.	FINISH	APPROVED S. HSIEH	DATE 23-Dec-16	SCALE: 2.5:1.0 SHEET 2 OF 2	ITEM NO. 31-6501	
		CAD FILE		DWG SIZE B	REV C	PART NO. 31-6501