



# TAI-SAW TECHNOLOGY CO., LTD.

No. 3, Industrial 2nd Rd., Ping-Chen Industrial District,  
Taoyuan, 324, Taiwan, R.O.C.

TEL: 886-3-4690038 FAX: 886-3-4697532

E-mail: [tstsales@mail.taisaw.com](mailto:tstsales@mail.taisaw.com) Web: [www.taisaw.com](http://www.taisaw.com)


## Product Specifications Approval Sheet


Product Description: SAW Filter 314 MHz SMD 3.0x3.0 mm (BW=1 MHz)

TST Part No.: TA1627A

Customer Part No.: \_\_\_\_\_

Customer signature required
Company: _____
Division: _____
Approved by : _____
Date: _____

Checked by: \_\_\_\_\_ David Chang 

Approved by: \_\_\_\_\_ Bob Chau 

Date: \_\_\_\_\_ 2014/06/26

1. Customer signed back is required before TST can proceed with sample build and receive orders.
2. Orders received without customer signed back will be regarded as agreement on the specifications.
3. Any specifications changes must be approved upon by both parties and a new revision of specifications shall be released to reflect the changes.



# TAI-SAW TECHNOLOGY CO., LTD.

No. 3, Industrial 2nd Rd., Ping-Chen Industrial District,  
Taoyuan, 324, Taiwan, R.O.C.

TEL: 886-3-4690038 FAX: 886-3-4697532

E-mail: [tstsales@mail.taisaw.com](mailto:tstsales@mail.taisaw.com) Web: [www.taisaw.com](http://www.taisaw.com)

## SAW Filter 314 MHz

MODEL NO.: TA1627A

REV. NO.:1

### A. MAXIMUM RATING:

1. Input Power Level: 20 dB<sub>m</sub>
2. DC voltage: 7.5 V
3. Operating Temperature: -40°C to 85°C
4. Storage Temperature: -40°C to +85°C

RoHS Compliant  
Lead free  
Lead-free soldering

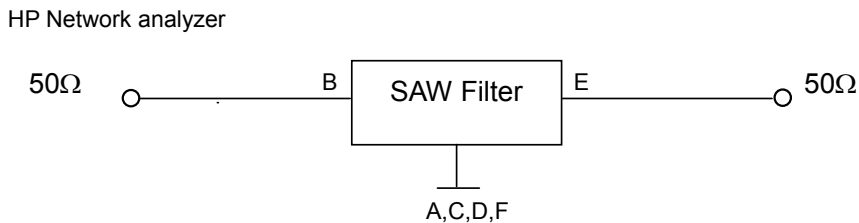
Electrostatic Sensitive Device (ESD)

### B. CHARACTERISTICS:

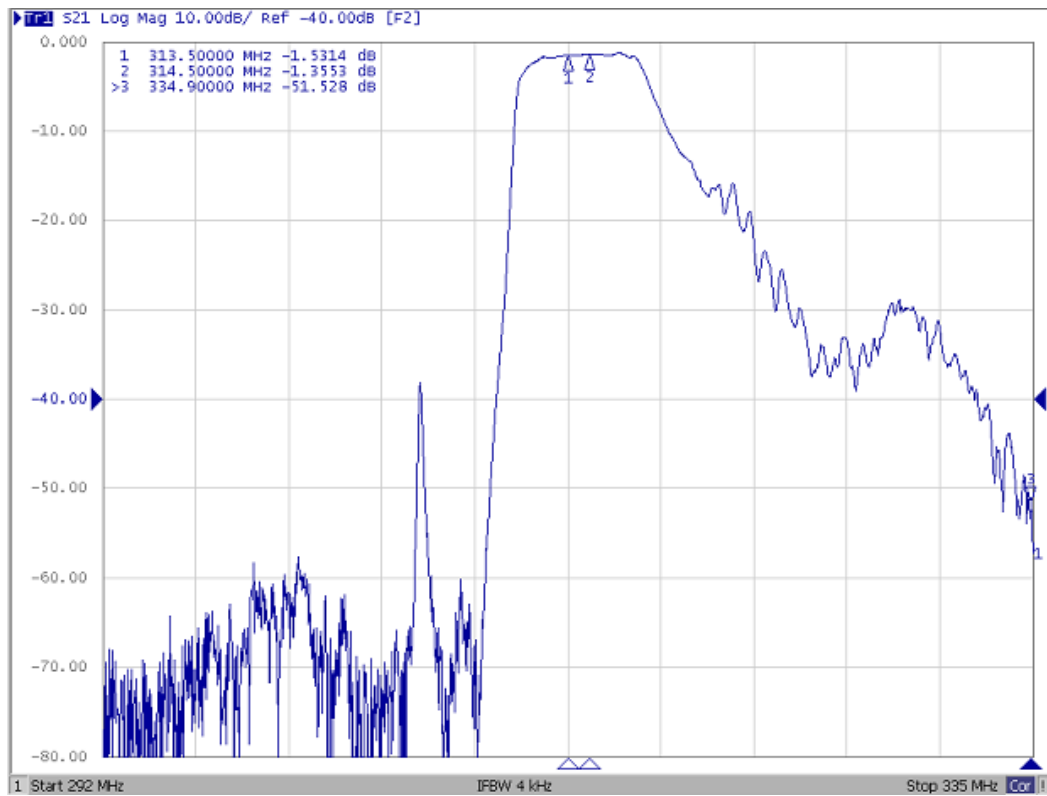
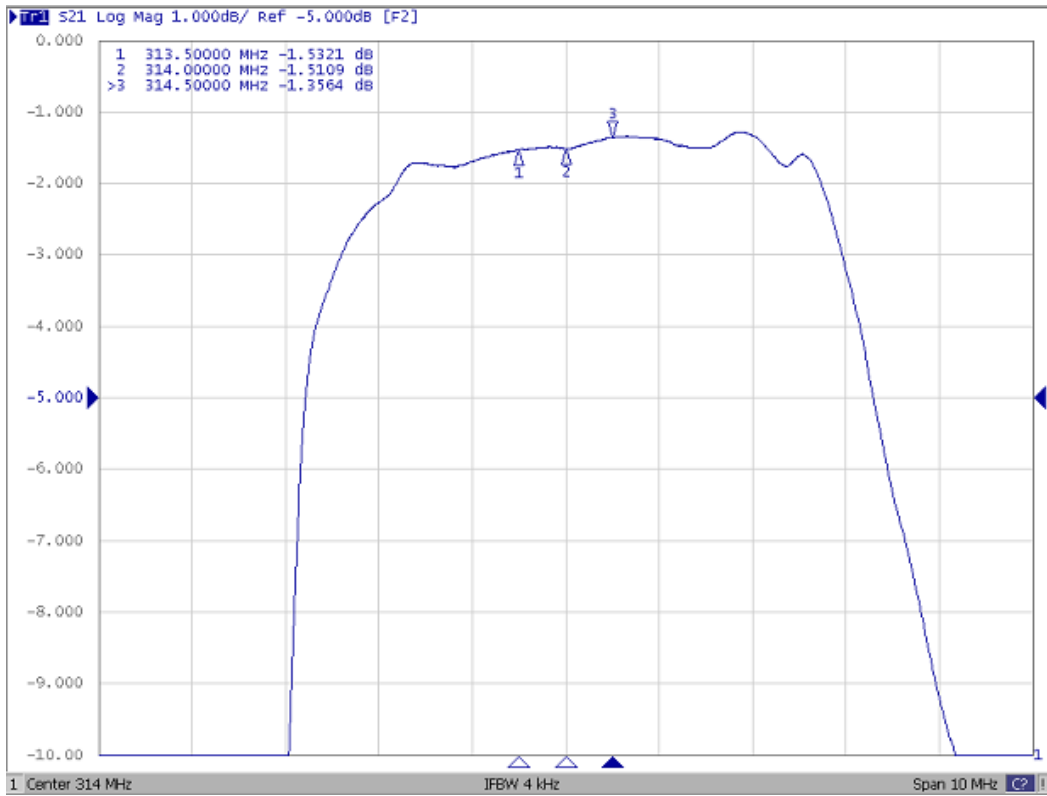
Item	Unit	Min.	Typical	Max.
Center frequency <b>F<sub>c</sub></b>	MHz	-	314	-
Insertion loss (313.5 ~ 314.5 MHz) <b>IL</b>	dB	-	1.5	3.0
Amplitude ripple (313.5 ~ 314.5 MHz)	dB	-	0.2	1.5
VSWR (313.5 ~ 314.5 MHz)	-	-	1.2	2.5
<b>Attenuation (Reference level from 0 dB)</b>				
292.1 MHz	dB	50	66	-
334.9 MHz	dB	45	50	-
Temperature coefficient	ppm/k	-	-36	-

Note. No matching network required for operation at 50Ω

### C. MEASUREMENT CIRCUIT:

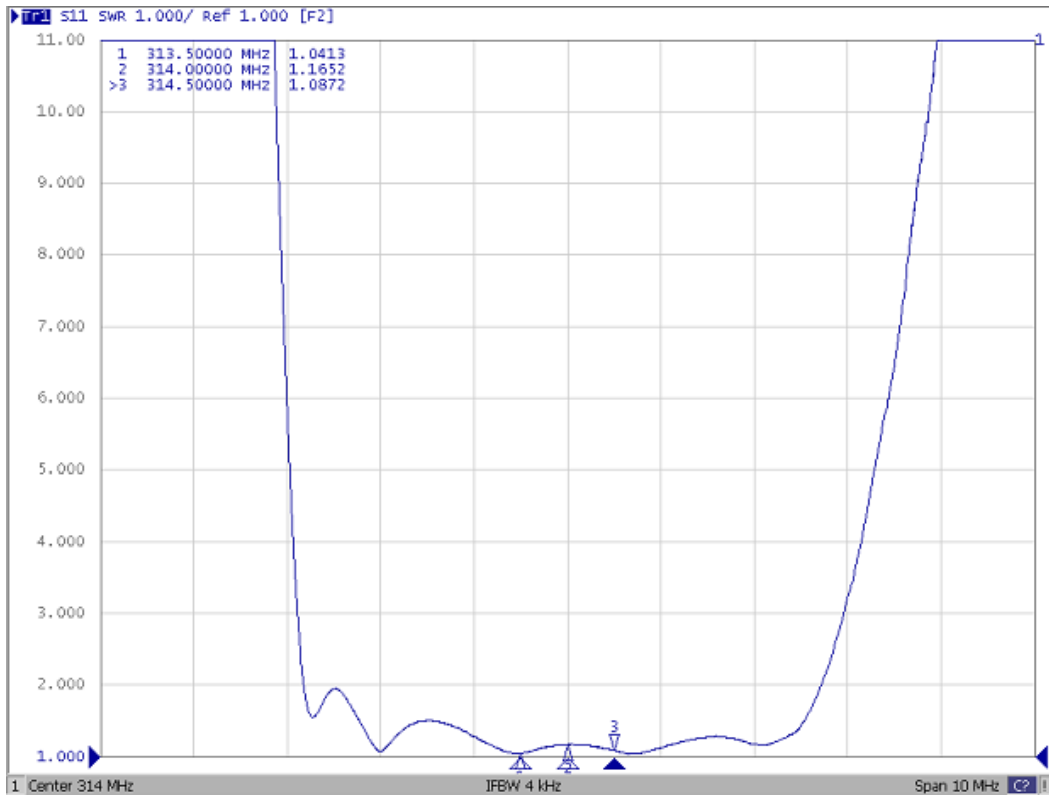


## D. TRANSFER FUNCTION:

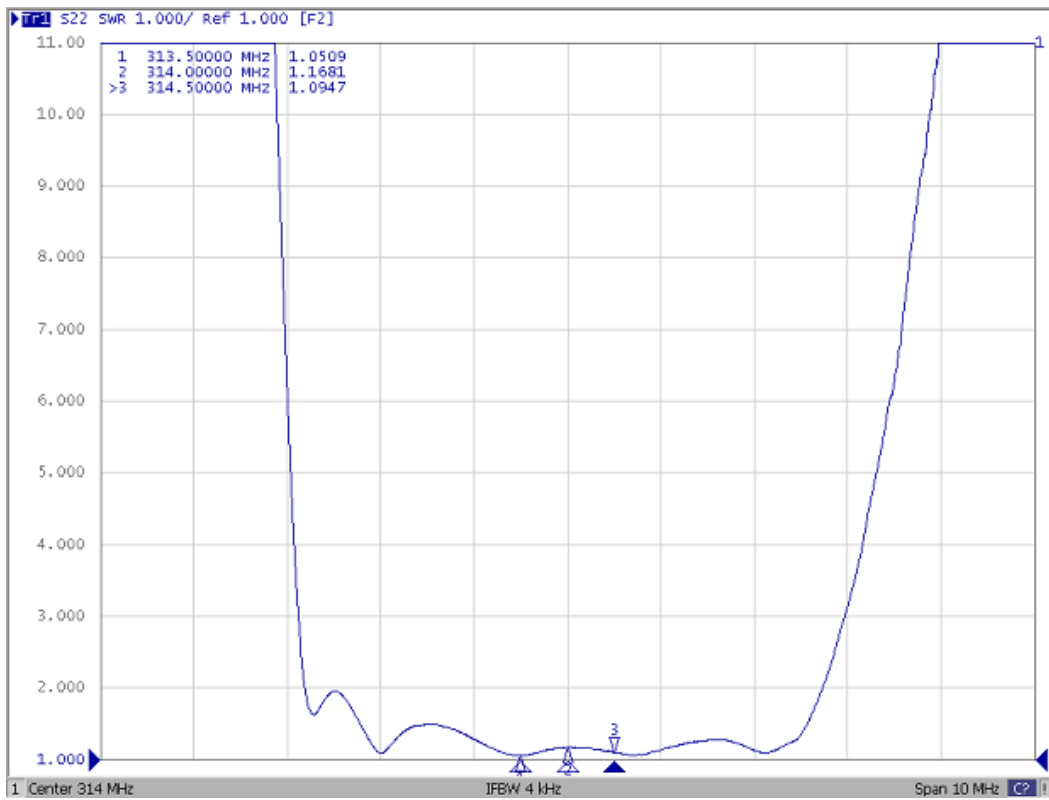


# Reflection Functions:

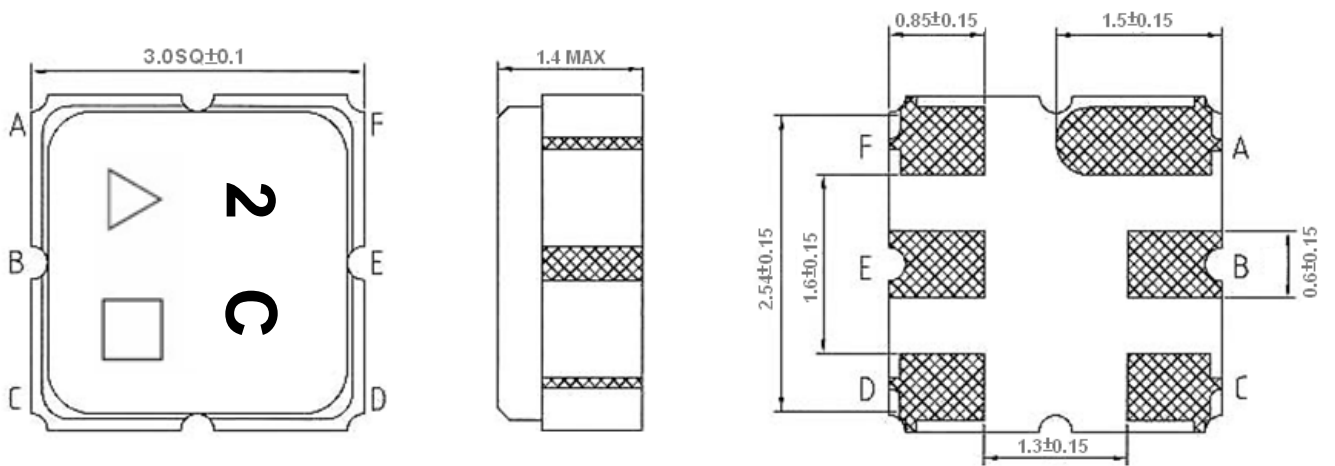
## S11



## S22



**E. OUTLINE DRAWING:**



**B: Input**

**E: Output**

**A, C, D, F: Ground**

**Unit: mm**

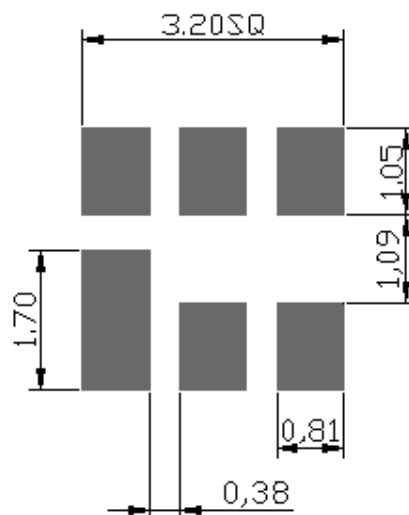
**△ : Year Code (2011->1, 2012->2, ..., 2019->9, 2020->0)**

**□ : Date Code**

**Date Code Table:**

WK01	WK02	WK03	WK04	WK05	WK06	WK07	WK08	WK09	WK10	WK11	WK12	WK13
A	B	C	D	E	F	G	H	I	J	K	L	M
WK14	WK15	WK16	WK17	WK18	WK19	WK20	WK21	WK22	WK23	WK24	WK25	WK26
N	O	P	Q	R	S	T	U	V	W	X	Y	Z
WK27	WK28	WK29	WK30	WK31	WK32	WK33	WK34	WK35	WK36	WK37	WK38	WK39
a	b	c	d	e	f	g	h	i	j	k	l	m
WK40	WK41	WK42	WK43	WK44	WK45	WK46	WK47	WK48	WK49	WK50	WK51	WK52
n	o	p	q	r	s	t	u	v	w	x	y	z

**F. PCB Footprint:**





## H. RECOMMENDED REFLOW PROFILE:

