


# Hi-Reliability RAD Capable Optoisolator

## HCC1002



### Features:

- TID Capable to 100Krad (SI)/cm<sup>2</sup> ELDRS (0.1rad/s)
- Neutron capable to 1E12 neutrons (14MeV)
- Processed to MIL-STD-19500 TXV level
- 1 KV electrical Isolation

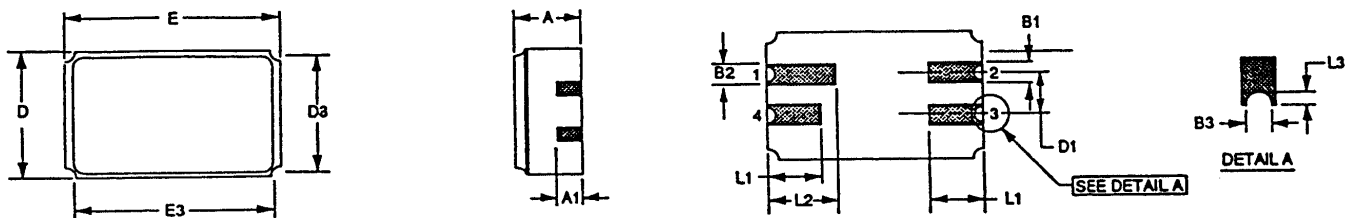


### Description:

This device is similar to Optek's 4N series of optoisolators with exception of the die. It is processed to MIL-PRF-19500 and can be modified per customer SCDs. Each device consists of a IRLED & NPN transistor mounted in a hermetic 4 pin LCC SMD.

### Applications:

Circuit electrical isolation in space applications such as satellites, launchers, space vehicles and planetary rovers



- |   |           |
|---|-----------|
| 1 | Collector |
| 2 | Cathode   |
| 3 | Anode     |
| 4 | Emitter   |

Dimensions				
	Inches		Millimeters	
Ltr	Min	Max	Min	Max
A	.061	.075	1.55	1.90
A1	.026	.034	0.66	0.88
B1	.022	.028	0.56	0.71
B2	.072 Ref		1.83 Ref	
B3	.006	.022	0.15	0.56
D	.145	.155	3.68	3.93
D1	.045	.055	1.14	1.39
D3	-	.155	-	3.93
E	.215	.225	5.46	5.71
E3	-	.225	-	5.71
L1	.032	.048	0.81	1.22
L2	.072	.088	1.83	2.23
L3	.003	.007	0.08	0.18

### General Note

TT Electronics reserves the right to make changes in product specification without notice or liability. All information is subject to TT Electronics' own data and is considered accurate at time of going to print.

TT Electronics | OPTEK Technology  
 2900 E. Plano Pkwy, Plano, TX 75074 | Ph: +1 972 323 2200  
[www.ttelectronics.com](http://www.ttelectronics.com) | [sensors@ttelectronics.com](mailto:sensors@ttelectronics.com)

### Electrical Specifications

#### Absolute Maximum Ratings ( $T_A = 25^\circ\text{C}$ unless otherwise noted)

Storage Temperature Range	-55° C to +150° C
Operating Temperature Range	-55° C to +150° C
Input-to-Output Isolation Voltage	$\pm 1.00\text{ kVDC}^{(1)}$
Lead Soldering Temperature (TO-78 Metal Can) [1/16 inch (1.6 mm) from case for 5 seconds with soldering iron]	260° C <sup>(2)</sup>
Soldering Temperature (SMD) Vapor Phase Reflow for 30 seconds	215° C

#### Input Diode (LED)

Forward DC Current (65° C or below)	40 mA
Reverse Voltage	2 V
Power Dissipation	60 mW <sup>(3)</sup>

#### Output Phototransistor:

Continuous Collector Current	50 mA
Collector-Emitter Voltage	40 V
Power Dissipation	300 mW <sup>(4)</sup>

#### Notes:

1. Measured with input leads shorted together and output leads shorted together.
2. RMA flux is recommended.
3. Derate linearly 1.0 mW/° C above 65° C.
4. Derate linearly 3.0 mW/° C above 25° C.

#### General Note

TT Electronics reserves the right to make changes in product specification without notice or liability. All information is subject to TT Electronics' own data and is considered accurate at time of going to print.

TT Electronics | OPTEK Technology  
2900 E. Plano Pkwy, Plano, TX 75074 | Ph: +1 972 323 2200  
www.ttelectronics.com | sensors@ttelectronics.com

### Performance

#### Electrical Characteristics ( $T_A = 25^\circ\text{C}$ unless otherwise noted)

SYMBOL	PARAMETER	MIN	TYP	MAX	UNITS	TEST CONDITIONS
--------	-----------	-----	-----	-----	-------	-----------------

#### Input Diode

$V_F$	Forward Voltage	0.80 1.00 0.70	- - -	1.70 1.9 1.50	V	$I_F = 10.0\text{ mA}$ $I_F = 10.0\text{ mA}, T_A = -55^\circ\text{C}$ $I_F = 10.0\text{ mA}, T_A = 125^\circ\text{C}$
$I_R$	Reverse Current	-	-	100	$\mu\text{A}$	$V_R = 2.0\text{ V}$

#### Output Phototransistor

$V_{(BR)CEO}$	Collector-Emitter Breakdown Voltage	40	-	-	V	$I_C = 1.0\text{ mA}, I_B = 0, I_F = 0$
$V_{(BR)EBO}$	Emitter-Collector Breakdown Voltage	7	-	-	V	$I_E = 100\ \mu\text{A}, I_C = 0, I_F = 0$
$I_{C(OFF)}^1$	Collector-Emitter Dark Current	-	-	100	nA	$V_{CE} = 20\text{ V}, I_B = 0, I_F = 0$
$I_{C(OFF)}^2$	Collector-Emitter Dark Current	-	-	100	$\mu\text{A}$	$V_{CE} = 20\text{ V}, I_B = 0, I_F = 0, T_A = 100^\circ\text{C}$

#### Coupled

$I_{C(ON)}$	On-State Collector Current	1 15 10 15	- - - -	- - - -	mA	$I_F = 1.0\text{ mA}, V_{CE} = 1.0\text{ V}, I_B = 0$ $I_F = 15.0\text{ mA}, V_{CE} = 1.0\text{ V}, I_B = 0$ $I_F = 10.0\text{ mA}, V_{CE} = 5.0\text{ V}, I_B = 0$ $I_F = 15.0\text{ mA}, V_{CE} = 5.0\text{ V}, I_B = 0$
		2.8 2.0	- -	- -		$I_F = 2.0\text{ mA}, V_{CE} = 5.0\text{ V}, I_B = 0, T_A = -55^\circ\text{C}$ $I_F = 2.0\text{ mA}, V_{CE} = 5.0\text{ V}, I_B = 0, T_A = 100^\circ\text{C}$
$V_{CE(SAT)}$	Collector-Emitter Saturation Voltage	-	-	0.30	V	$I_F = 20.0\text{ mA}, I_C = 10.0\text{ mA}, I_B = 0$
$R_{IO}$	Resistance (Input-to-Output)	$10^{11}$	-	-	$\Omega$	$V_{I-O} = \pm 1000\text{ VDC}^{(1)}$
$C_{IO}$	Capacitance (Input-to-Output)	-	-	5	pF	$V_{I-O} = 0\text{ V}, f = 1.0\text{ MHz}^{(1)}$
$T_R, T_F$	Rise and Fall Time	-	-	20	$\mu\text{s}$	$V_{CC} = 10.0\text{ V}, I_F = 10.0\text{ mA}, R_L = 100\ \Omega$

#### Notes:

1. Measured with input leads shorted together and output leads shorted together.

#### General Note

TT Electronics reserves the right to make changes in product specification without notice or liability. All information is subject to TT Electronics' own data and is considered accurate at time of going to print.

TT Electronics | OPTEK Technology  
2900 E. Plano Pkwy, Plano, TX 75074 | Ph: +1 972 323 2200  
www.ttelectronics.com | sensors@ttelectronics.com

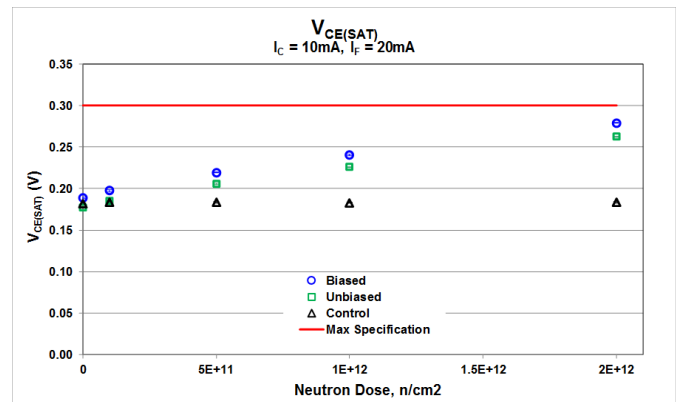
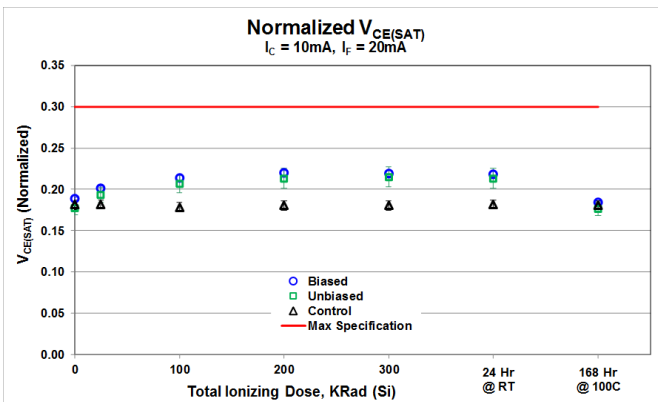
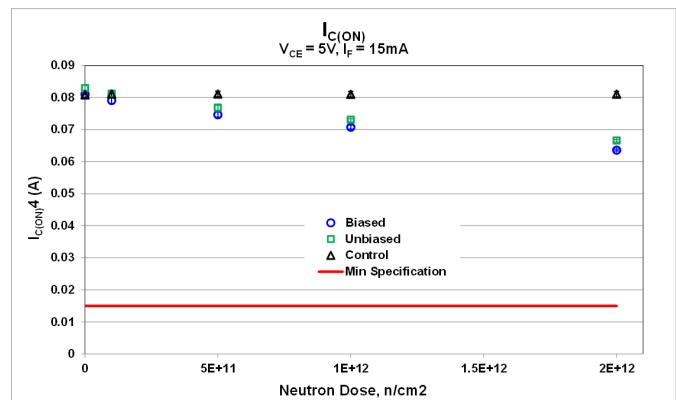
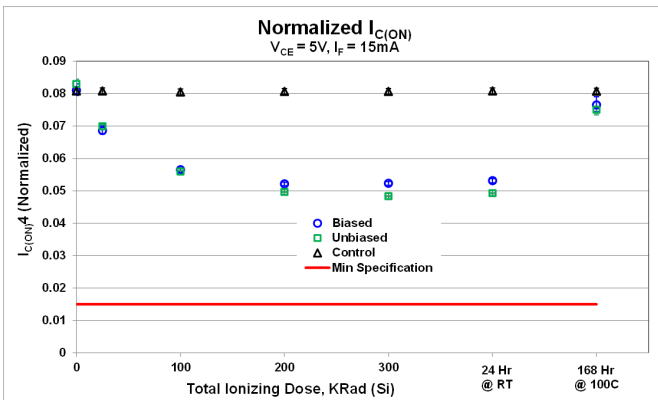
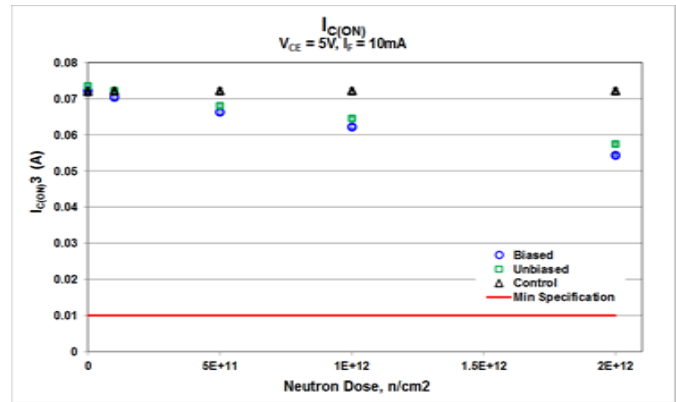
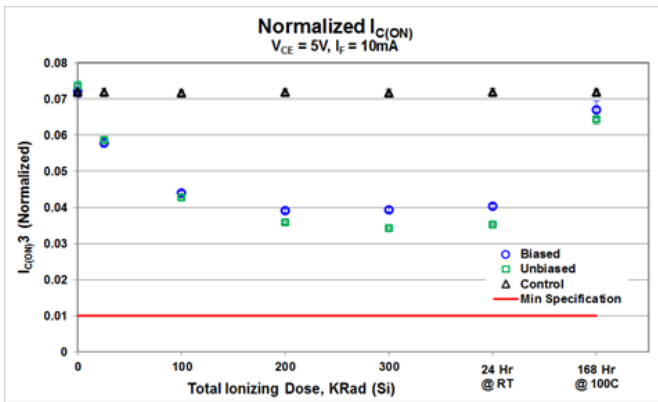
# Hi-Reliability RAD Capable Optoisolator

HCC1002



## Radiation Test Standards

- **Total Ionizing Dose:** MIL-STD-883 Method 1019.7 and ASTM F1892-06 (0.1rad (si)/s) dose rate
- **Neutron:** MIL-STD-883 Method 1017.2 and ASTM Designation: E 772—94
- **Full Radiation report available**



**General Note**


TT Electronics reserves the right to make changes in product specification without notice or liability. All information is subject to TT Electronics' own data and is considered accurate at time of going to print.

TT Electronics | OPTEK Technology  
 2900 E. Plano Pkwy, Plano, TX 75074 | Ph: +1 972 323 2200  
 www.ttelectronics.com | sensors@ttelectronics.com

### Packaging

#### Package styles available:

Radiation testing was in a TO-78 can; functional & radiation samples can be supplied in discrete pairs such as, “pills” or TO-46 / TO-18 metal cans, 4 & 6 pin Hermetic Ceramic LLC, high voltage assemblies like the OPI120 and OPI150 hermetic high voltage isolators and more.



#### General Note

TT Electronics reserves the right to make changes in product specification without notice or liability. All information is subject to TT Electronics' own data and is considered accurate at time of going to print.

TT Electronics | OPTEK Technology  
2900 E. Plano Pkwy, Plano, TX 75074 | Ph: +1 972 323 2200  
[www.ttelectronics.com](http://www.ttelectronics.com) | [sensors@ttelectronics.com](mailto:sensors@ttelectronics.com)