
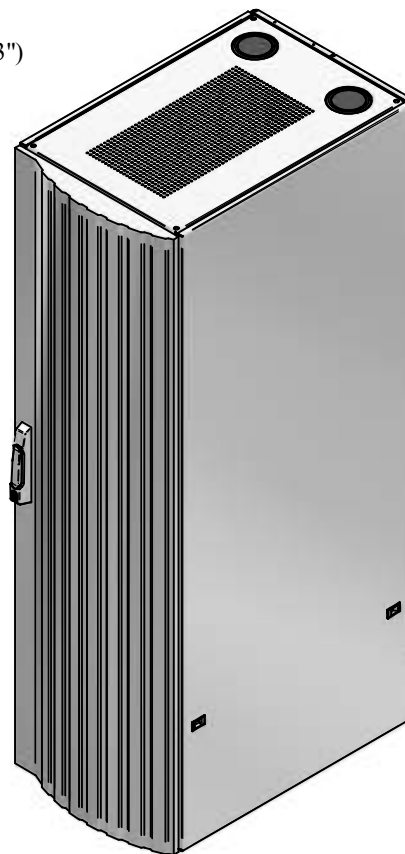


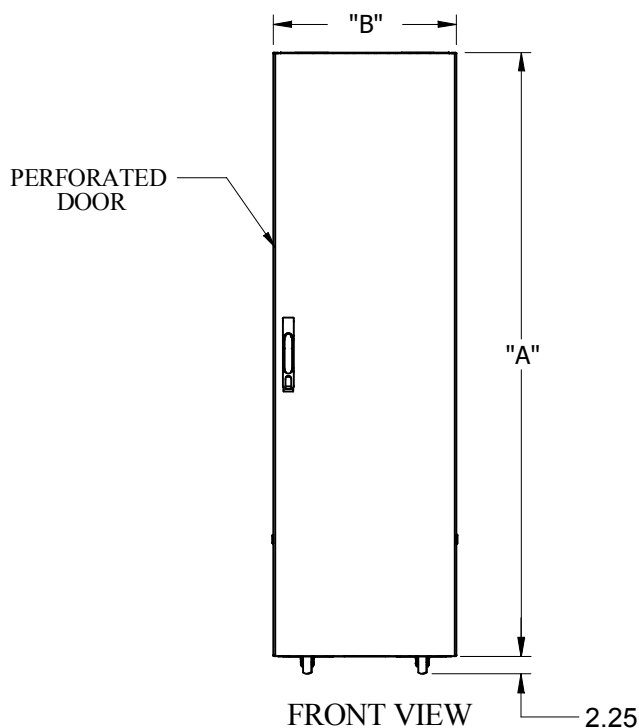
DC200 - SERIES

Features


- Offered in 42U and 24U heights - both with overall width 600mm (23.6") and depth 1100mm (43.3")
- Provides standard 19" rack mounting
- High quality, powder coat finish (black)
- Fully configured assembly includes:
 - Sturdy cold-rolled steel frame
 - Cable access panels top and bottom
 - 2 pair of mounting rails
 - Square hole design, 40 screws and push-in nuts
 - "U" spacing marked on face
 - 25mm incremental depth adjustment
 - Perforated door provides excellent ventilation
 - Easily removed and can be hinged in either direction
 - Attractive front door has curved and ribbed surface for added stability
 - Rear features split doors making access easier in tight spaces
 - Swing handles complete with locks and keys, front and back
- Pair of solid side panels are removable and include stiffeners to support the full depth
- 4 casters and mounting legs




TOP VIEW



FRONT VIEW



SIDE VIEW



REAR VIEW

Part Number	Height (A)	Overall Width (B)	Overall Depth (C)
DC2004224	1200mm (47.13") 24U	600mm (23.6")	1100mm (43.3")
DC2004242	2000mm (78.63") 42U	600mm (23.6")	1100mm (43.3")



visit our website @ www.hammondmfg.com