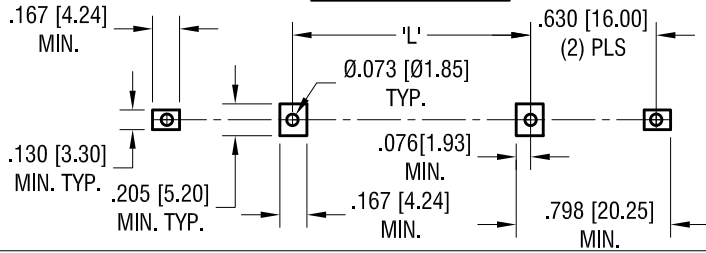


THIS DOCUMENT IS THE PROPERTY OF KEYSTONE ELECTRONICS CORP. AND SHALL NOT BE REPRODUCED, DISTRIBUTED OR USED AS A BASIS FOR MANUFACTURE WITHOUT PRIOR WRITTEN PERMISSION FROM KEYSTONE ELECTRONICS CORP.

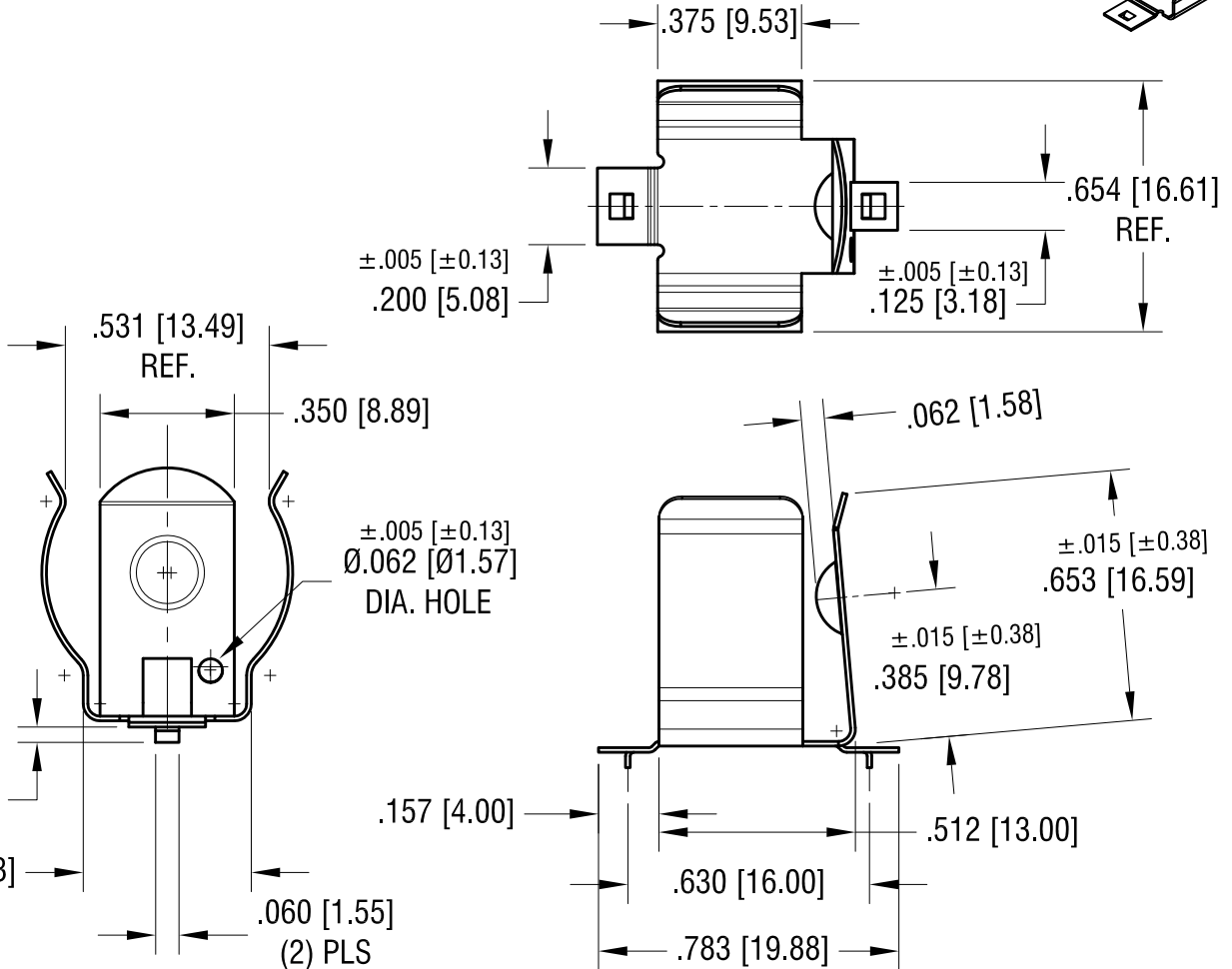
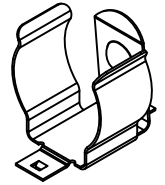
MOUNTING LAYOUT



BATTERY	'L'
CR123A	.270 [6.85]
18350	.324 [8.23]
18650 *	1.584 [40.23]
17500	2.175 [55.23]

* FOR BATTERIES WITH BUILT-IN CIRCUIT PROTECTION (67mm LONG)

ACTUAL SIZE



NOTE:

1. HEAT TREAT TO SPRING TEMPER

PCB PROTECTION CIRCUITS ARE REQUIRED WHEN USED WITH LITHIUM-ION BATTERIES

KEYSTONE ELECTRONICS CORP.

www.keyelco.com • NEW HYDE PARK, NY 11040 • Tel (516) 328-7500

PART NAME		16mm - 19mm SM BATTERY CLIP	
MATERIAL			
.012 [0.30] TH'K ANNEALED SPRING STEEL			
FINISH		DRN BY	DATE
TIN NICKEL PLATE		NT	1.17.18
		APP'D	SCALE
		RH	2X
TOLERANCES	INCH [MM]	CODE	DWG NO.
DECIMAL	±.010 [±0.25]	C	254
ANGULAR	± 2°		
UNLESS OTHERWISE SPECIFIED			

DATE	DESCRIPTION	REV.