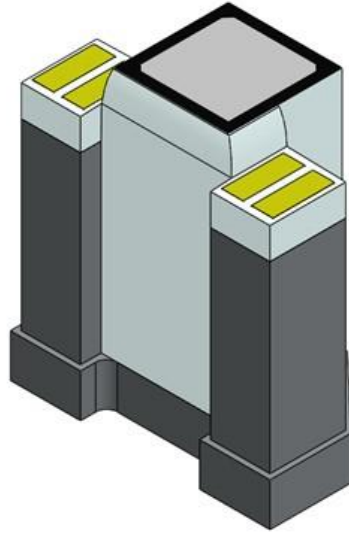




MiiS MCMA-M Specifications



400x400 Micro-Camera Module Technical Specifications

Micro-Camera Module (MCM) is an All-In-One micro-camera solution for endoscopy application and especially for the medical endoscope. It has low voltage, high-performance, high sensitivity pixel with rolling shutter and special design for medical endoscopic applications. MiiS applies the advanced wafer-level semiconductor package technology to integrate the micro-lens, CMOS image sensor (CIS), mini-LED, and high quality substrate to make this micro-camera module with ultra-small form factor. The micro-camera module delivers the signal through micro coaxial cables to a matched ISP and shows the high quality images, that is, makes a minimal size of endoscopes come true. MCMA-M series is 400x400 micro camera module which is dedicated design for medical endoscope. MCMA-M series is upgraded solution in mechanical design which is suitable for application of ultra-small insertion tube.



General Specifications

Table 2-1 MCM General Specifications

Parameters	Unit	Value	Remark
MCM Dimension	mm	Min. 2.4x1.39x5.0	
Resolutions	Pixels	400 x 400	
Field of View (Horizontal)	Degree	87.5	
Field of View (Diagonal)	Degree	120	
Depth of Field	mm	2 ~ 60	
Focal Length	mm	0.418	
TV Distortion	/	< 11%	@ 95% Field
LED Color and CCT	/	White	
Frame Rate	fps	30	

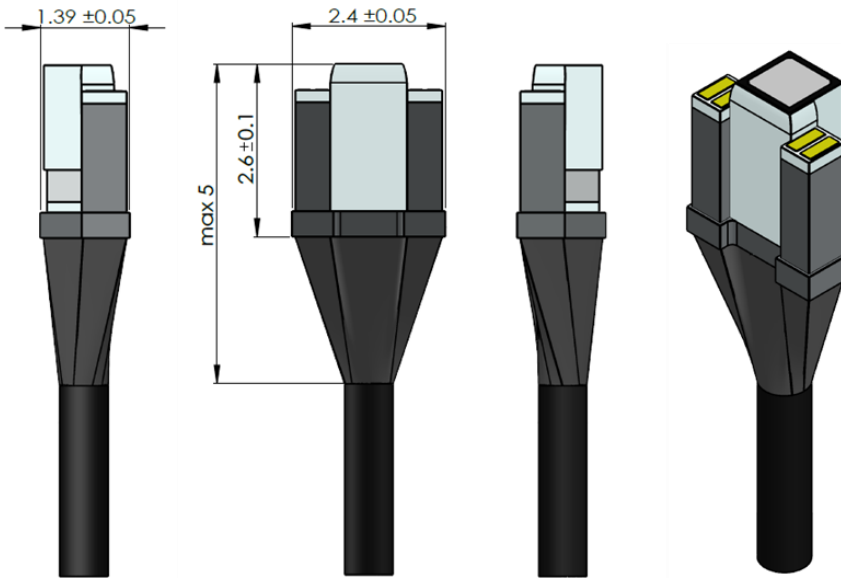
Table 2-2 MCM General Specifications

Parameters	Unit	Value	Remark
MCM Dimension	Mm	Min. 2.4x1.9x5.0	
Resolutions	Pixels	400 x 400	
Field of View (Horizontal)	Degree	68	
Field of View (Diagonal)	Degree	90	
Depth of Field	mm	5 ~ 80	
Focal Length	mm	0.505	
TV Distortion	/	< 5%	@ 95% Field
LED Color and CCT	/	White	
Frame Rate	fps	30	

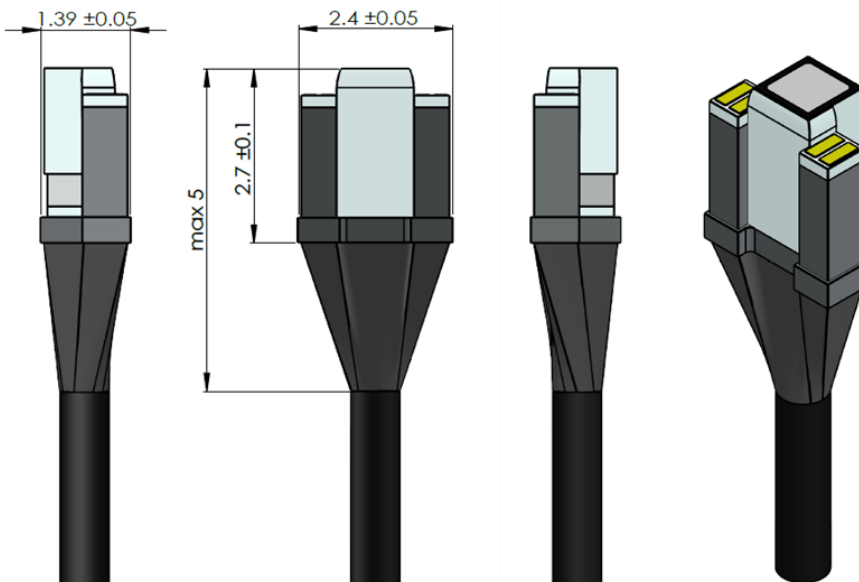


Mechanical Drawings

Model Name: MCMA-M160120 Series / PN: 9.B9303M & 9.C9303M Series



Model Name: MCMA-M160090 Series / PN: 9.B9304M & 9.C9304M Series



1. Dimensions are in millimeters.
2. Tolerances unless mentioned are ± 0.1 mm.