

NOTES:

1. MATERIAL: COPPER ALLOY
2. PLATING: BRIGHT TIN
2.54 MICROMETERS TIN (MIN)
OVER 0.76 MICROMETERS (MIN) NICKEL
3. FOR DETAILS OF PCB AND BEZEL LAYOUT REFER TO DOCUMENT SD-73927-100.
4. THIS PRODUCT NOT INTENDED FOR LEAD FREE, (RoHS), REFLOW PROCESS. REFLOW TEMPERATURE SHOULD NOT EXCEED 180°C
5. FOR RoHS COMPLIANT REPLACEMENTS REFER TO MOLEX SERIES 74737.

ENTER DESCRIPTION EC NO: UST2006-0264 DRAWN BY: DRINKS IMONSON 2006/07/03 CHECKED BY: CHUCK BRUSSELL 2006/07/06 APPR: BRUSSELL 2006/07/24 A	QUALITY SYMBOLS	GENERAL TOLERANCES (UNLESS SPECIFIED)	DIMENSION STYLE	SCALE	DESIGN UNITS	THIRD ANGLE PROJECTION																		
	$\nabla=0$ $\nabla=0$	<table border="1"> <thead> <tr> <th></th> <th>mm</th> <th>INCH</th> </tr> </thead> <tbody> <tr> <td>4 PLACES ±</td> <td>---</td> <td>---</td> </tr> <tr> <td>3 PLACES ±</td> <td>---</td> <td>±.005</td> </tr> <tr> <td>2 PLACES ±</td> <td>±0.13</td> <td>±.01</td> </tr> <tr> <td>1 PLACE ±</td> <td>±0.25</td> <td>---</td> </tr> <tr> <td>ANGULAR</td> <td colspan="2">± 1 °</td> </tr> </tbody> </table>		mm	INCH	4 PLACES ±	---	---	3 PLACES ±	---	±.005	2 PLACES ±	±0.13	±.01	1 PLACE ±	±0.25	---	ANGULAR	± 1 °		MM/IN	4:1	METRIC	
		mm	INCH																					
	4 PLACES ±	---	---																					
3 PLACES ±	---	±.005																						
2 PLACES ±	±0.13	±.01																						
1 PLACE ±	±0.25	---																						
ANGULAR	± 1 °																							
DESCRIPTION	<table border="1"> <thead> <tr> <th>DRAWN BY</th> <th>DATE</th> </tr> </thead> <tbody> <tr> <td>KS IMONSON</td> <td>2005/10/12</td> </tr> <tr> <th>CHECKED BY</th> <th>DATE</th> </tr> <tr> <td>BRUSSELL</td> <td>2005/10/12</td> </tr> <tr> <th>APPROVED BY</th> <th>DATE</th> </tr> <tr> <td>BRUSSELL</td> <td>2005/10/12</td> </tr> </tbody> </table>	DRAWN BY	DATE	KS IMONSON	2005/10/12	CHECKED BY	DATE	BRUSSELL	2005/10/12	APPROVED BY	DATE	BRUSSELL	2005/10/12	TITLE	SFP CAGE BASE SOLDER POSTS FOR WAVE SOLDER									
DRAWN BY	DATE																							
KS IMONSON	2005/10/12																							
CHECKED BY	DATE																							
BRUSSELL	2005/10/12																							
APPROVED BY	DATE																							
BRUSSELL	2005/10/12																							
REVISION	<table border="1"> <thead> <tr> <th>MATERIAL NO.</th> <th>DOCUMENT NO.</th> <th>SHEET NO.</th> </tr> </thead> <tbody> <tr> <td>739270040</td> <td>SD-73927-0040</td> <td>1 OF 1</td> </tr> </tbody> </table>	MATERIAL NO.	DOCUMENT NO.	SHEET NO.	739270040	SD-73927-0040	1 OF 1	MOLEX INCORPORATED THIS DRAWING CONTAINS INFORMATION THAT IS PROPRIETARY TO MOLEX INCORPORATED AND SHOULD NOT BE USED WITHOUT WRITTEN PERMISSION																
MATERIAL NO.	DOCUMENT NO.	SHEET NO.																						
739270040	SD-73927-0040	1 OF 1																						

20 19 18 17 16 15 14 13 12 11 10 9 8 7 6 5 4 3 2 1

M

L

K

J

I

H

G

F

E

D

C

B

A

M

L

K

J

I

H

G

F

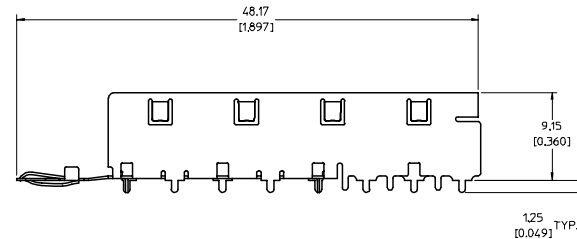
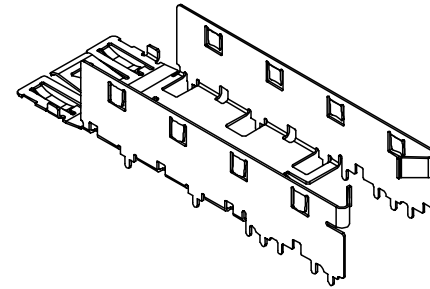
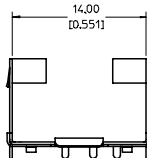
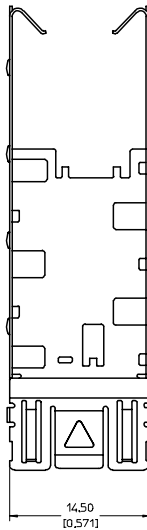
E

D

C

B

A



NOTES:

1. MATERIAL: COPPER ALLOY
2. PLATING: BRIGHT TIN
2.54 MICROMETERS TIN (MIN)
OVER 0.76 MICROMETERS (MIN) NICKEL
3. FOR DETAILS OF PCB AND BEZEL LAYOUT REFER TO DOCUMENT SD-73927-100.
4. THIS PRODUCT NOT INTENDED FOR LEAD FREE, REFLOW PROCESS. REFLOW TEMPERATURE SHOULD NOT EXCEED 180°C. FOR REFLOW PROCESSES GREATER THAN 180°C, REFER TO MOLEX SERIES 74737.

ENTER DESCRIPTION EC NO: 2006/0729 DRAWN BY: DORWINCOX CHKD: 2006/08/07 APPR: BRUSSELL 2006/08/15	QUALITY SYMBOLS	GENERAL TOLERANCES (UNLESS SPECIFIED)	DIMENSION STYLE	SCALE	DESIGN UNITS	THIRD ANGLE PROJECTION																														
	<p>▽=0</p> <p>▽=0</p>	<table border="1"> <thead> <tr> <th></th> <th>mm</th> <th>INCH</th> </tr> </thead> <tbody> <tr> <td>4 PLACES</td> <td>± .005</td> <td>± .0005</td> </tr> <tr> <td>3 PLACES</td> <td>± .013</td> <td>± .005</td> </tr> <tr> <td>2 PLACES</td> <td>± 0.25</td> <td>± .01</td> </tr> <tr> <td>1 PLACE</td> <td>± 0.25</td> <td>± .01</td> </tr> <tr> <td>ANGULAR</td> <td colspan="2">± 1 °</td> </tr> </tbody> </table>		mm	INCH	4 PLACES	± .005	± .0005	3 PLACES	± .013	± .005	2 PLACES	± 0.25	± .01	1 PLACE	± 0.25	± .01	ANGULAR	± 1 °		<table border="1"> <thead> <tr> <th>DRAWN BY</th> <th>DATE</th> </tr> </thead> <tbody> <tr> <td>KS IMONSON</td> <td>2005/10/12</td> </tr> <tr> <th>CHECKED BY</th> <th>DATE</th> </tr> <tr> <td>BRUSSELL</td> <td>2005/10/12</td> </tr> <tr> <th>APPROVED BY</th> <th>DATE</th> </tr> <tr> <td>BRUSSELL</td> <td>2005/10/12</td> </tr> </tbody> </table>	DRAWN BY	DATE	KS IMONSON	2005/10/12	CHECKED BY	DATE	BRUSSELL	2005/10/12	APPROVED BY	DATE	BRUSSELL	2005/10/12	MM/IN	4:1	METRIC
	mm	INCH																																		
4 PLACES	± .005	± .0005																																		
3 PLACES	± .013	± .005																																		
2 PLACES	± 0.25	± .01																																		
1 PLACE	± 0.25	± .01																																		
ANGULAR	± 1 °																																			
DRAWN BY	DATE																																			
KS IMONSON	2005/10/12																																			
CHECKED BY	DATE																																			
BRUSSELL	2005/10/12																																			
APPROVED BY	DATE																																			
BRUSSELL	2005/10/12																																			
	DESCRIPTION	DRAFT WHERE APPLICABLE MUST REMAIN WITHIN DIMENSIONS	MATERIAL NO. 739270040	DOCUMENT NO. SD-73927-040	<p>TITLE</p> <p>SFP CAGE BASE SOLDER POSTS FOR WAVE SOLDER</p> <p>MOLEX MOLEX INCORPORATED</p>																															
	REV		SIZE D	THIS DRAWING CONTAINS INFORMATION THAT IS PROPRIETARY TO MOLEX INCORPORATED AND SHOULD NOT BE USED WITHOUT WRITTEN PERMISSION		SHEET NO. 1 OF 1																														

19 18 17 16 15 14 13 12 11 10 9 8 7 6 5 4 3 2 1