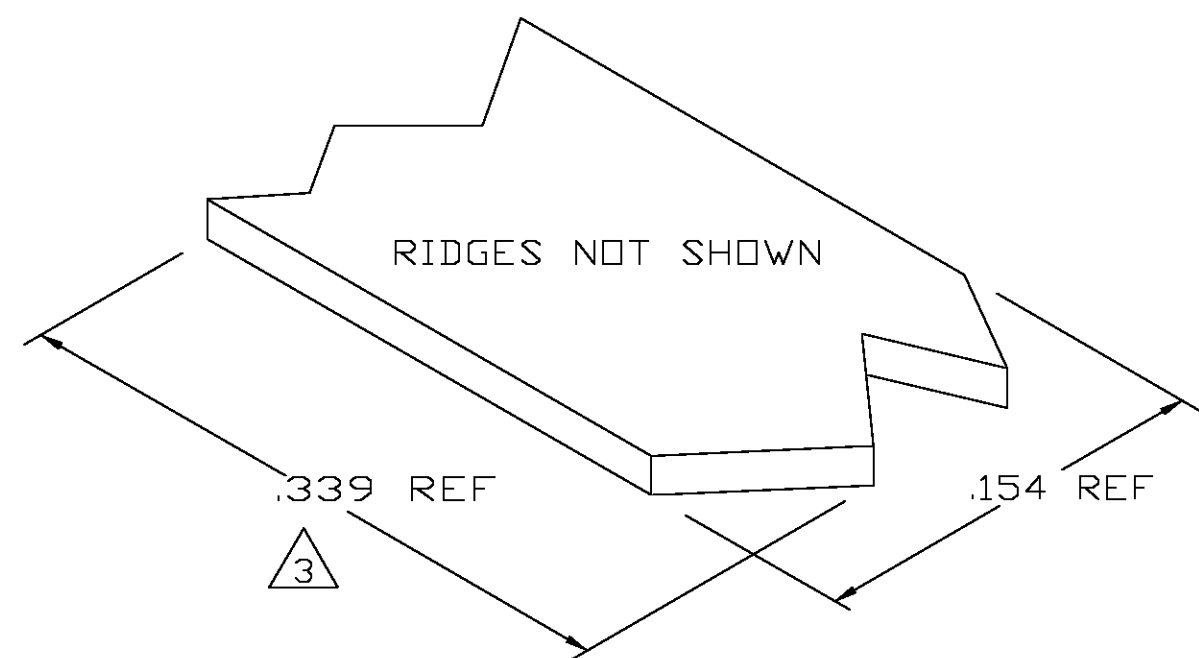
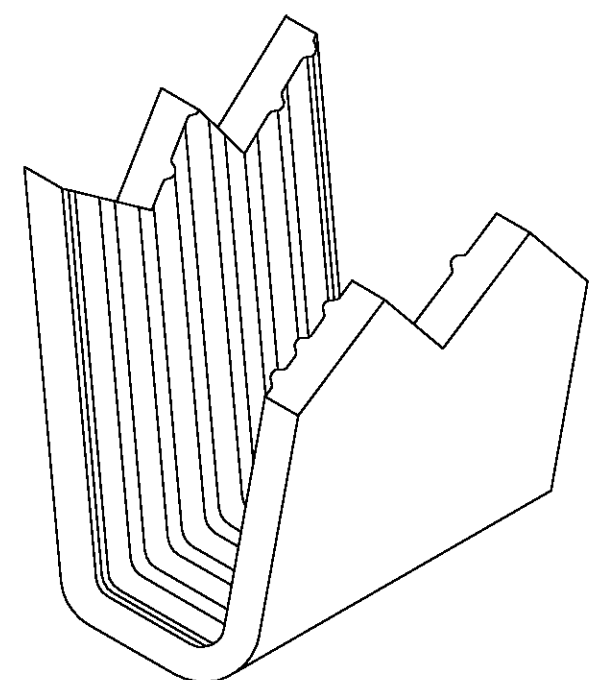


THIS DRAWING IS UNPUBLISHED. RELEASED FOR PUBLICATION
 © COPYRIGHT BY TYCO ELECTRONICS CORPORATION. ALL RIGHTS RESERVED.

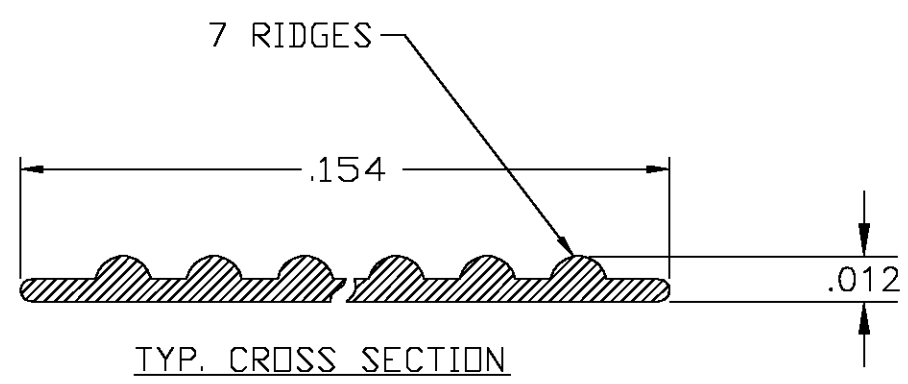
LOC	DIST	REVISIONS			
P	LTR	DESCRIPTION	DATE	DWN	APVD
AF	50	0	TRANSFERED TO TYCO FORMAT	10JAN03	MF EH



- 1 CRIMPBAND MATERIAL PROVIDED IN CONTINUOUS STRIP.
 - 2 REFERENCE DESCRIPTIVE PART NUMBER P076D12A.
- 3 BLANK LENGTH DETERMINED BY 076 TOOLSET.



PARTIAL FORMED VIEW (REF)
FORMED BY APPLICATION TOOLING



1601828-1
PART NUMBER

THIS DRAWING IS A CONTROLLED DOCUMENT.		DWN 10JAN2003 MICHAEL S. FEHER	tyco Tyco Electronics Corporation	
DIMENSIONS: INCHES		CHK 10JAN2003 EDWARD HOWARD	Harrisburg, PA 17105-3608	
TOLERANCES UNLESS OTHERWISE SPECIFIED:		APVD 10JAN2003 EDWARD HOWARD	NAME	
0 PLC ± -		PRODUCT SPEC	-	
1 PLC ± -		APPLICATION SPEC	-	
2 PLC ± -		WEIGHT	-	
3 PLC ± .005		CUSTOMER DRAWING	SIZE A3	CAGE CODE 00779
4 PLC ± -			DRAWING NO	1601828
ANGLES ± -			RESTRICTED TO	-
MATERIAL	FINISH		SCALE	SHEET
UNS C72500 CU-NI ALLOY	NONE		1:1	1 OF 1
			REV	0