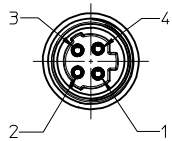
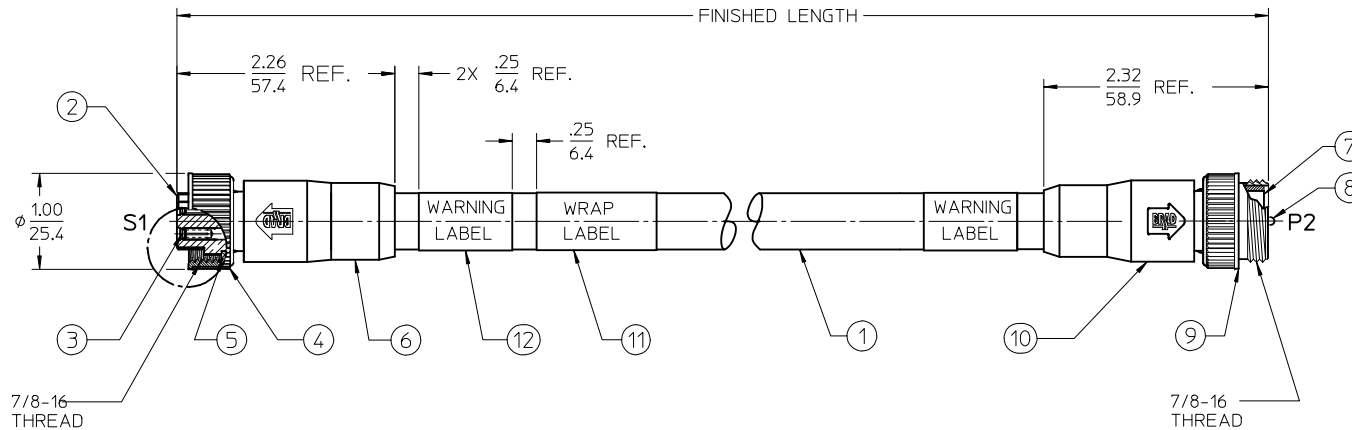
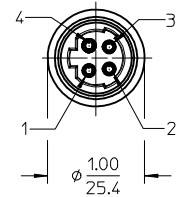


FACE VIEW FEMALE



FACE VIEW MALE



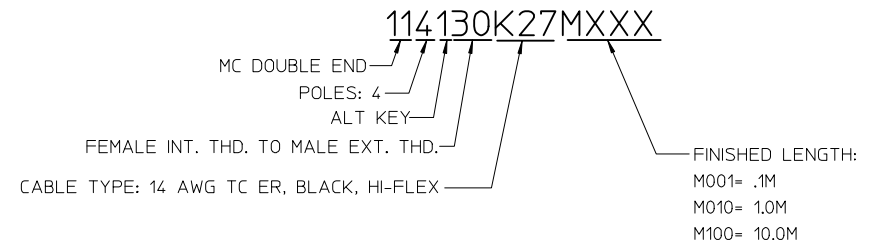
NOTES:

- 1) MATERIAL: SEE TABLE
- 2) FINISHES: SEE TABLE
- 3) WRAP LABEL IS MARKED WITH P/N, DATE CODE VOLTAGE & AMPERAGE
- 4) MATES WITH: MINI CHANGE 4 POLE RECEPTACLE
- 5) ELECTRICAL DATA:
 14AWG UL TYPE: TC-ER STRANDED CABLE (HI-FLEX)
 MAX VOLTAGE: 600V
 MAX CURRENT: 15A
 PROTECTION IP67 (WHEN MATED)
 TEMPERATURE RANGE: -20°C TO 90°C
- 6) PACKAGING:
 CABLE ASSEMBLIES ARE BAGGED SEPARATELY IN POLY BAGS WITH BAR CODE LABEL ATTACHED TO OUTSIDE OF BAG.
- 7) ASSEMBLY IS RoHS COMPLIANT

S1		P2	
1	BLACK #1	1	
2	BLACK #2	2	
3	BLACK #3	3	
4	GREEN/YELLOW	4	

WIRING DIAGRAM

PART NUMBER LEGEND



ITEM	QTY	DESCRIPTION	MATERIAL	FINISH
12	2	WARNING LABEL	VINYL	BLACK/ORANGE
11	1	WRAP LABEL	VINYL	BLACK/YELLOW
10	1	STRAIGHT O-MOLD MALE	PVC	BLACK
9	1	MALE COUPLING NUT	ZINC ALLOY	BLACK
8	4	CONTACT PIN	Cu ALLOY	GOLD PLATE
7	1	MALE INSERT	PVC	BLACK
6	1	STRAIGHT O-MOLD FEM	PVC	BLACK
5	1	FRICITION RING	NYLON	WHITE
4	1	FEMALE COUPLING NUT	ZINC ALLOY	BLACK
3	4	CONTACT SOCKET	Cu ALLOY	GOLD PLATE
2	1	FEMALE INSERT	PVC	BLACK
1	SEE NOTE 5	CABLE, 14/4 TC-ER	TPE	BLACK

RELEASED	EC NO: IFC2016-1647	2016/06/16	DRWINRSTONE
		2016/08/15	CHKDK COX
		2016/08/18	APPR: BWOODMAN
REV	DESCRIPTION		

QUALITY SYMBOLS	GENERAL TOLERANCES (UNLESS SPECIFIED)
▽=0	
▽=0	
	ANGULAR ± 1°
	DRAFT WHERE APPLICABLE MUST REMAIN WITHIN DIMENSIONS

DRAWN BY	DATE
RSTONE	2016/06/16
CHECKED BY	DATE
K COX	2016/08/15
APPROVED BY	DATE
BWOODMAN	2016/08/18
MATERIAL NO.	

SCALE	DESIGN UNITS	THIRD ANGLE PROJECTION
1:1	INCH	
TITLE		
MINI-CHANGE CABLE ASSY		
4P M/F ALT KEY		
14 AWG HI-FLEX		
molex		
DOCUMENT NO.	SHEET NO.	
SD-130062-035	1 OF 1	
THIS DRAWING CONTAINS INFORMATION THAT IS PROPRIETARY TO MOLEX INCORPORATED AND SHOULD NOT BE USED WITHOUT WRITTEN PERMISSION		