

General Specifications

Motor Structure: Shaded Pole Induction Motor
Motor Protection: Impedance Protection
Insulation Resistance:
 100M Ω or over with a DC500V Megger
Dielectric Withstand Voltage: AC 1800V 3s
Allowable Ambient Temperature Range:
 -10°C ~ +70°C (Operating)
 -40°C ~ +70°C (Storage)
 (non-condensing environment)

Expected Life

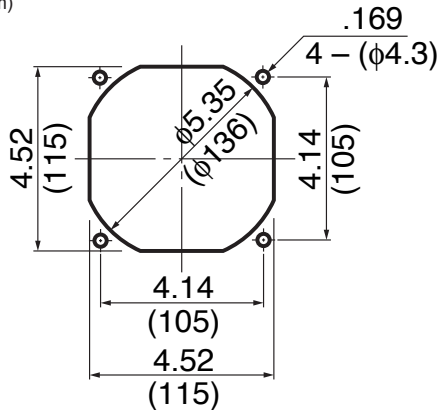
Failure Rate: 10%
 25°C 100,000 Hours

Material

Casing : Aluminum (Black Painting)
Impeller : Plastic (Black) UL93V-0
Bearing : Ball Bearing
Lead Wire : AWG22, UL3266
or Terminal : Faston #110 or equivalent

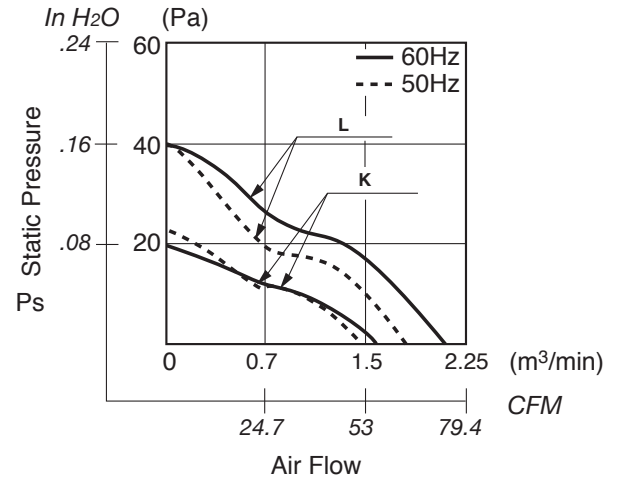
Panel Cut-Outs

Units: $\frac{\text{inch}}{\text{mm}}$

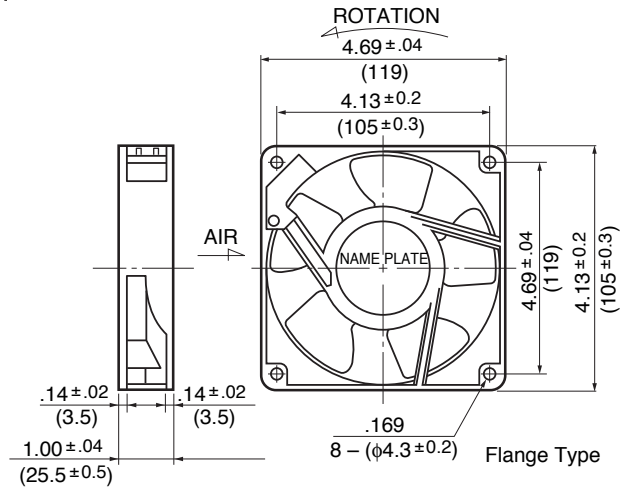


INLET SIDE / OUTLET SIDE

Characteristic Curves



Outline



Flange Type

Specifications

	MODEL	LEGACY P/N	Rated Voltage	Frequency	Starting Voltage	Current	Input Power	Speed	Max. Air Flow		Max. Static Pressure		Noise	Mass
			(V)	(Hz)	(V)	(A) ^{*1}	(W)	(min ⁻¹) ^{*2}	CFM ^{*1}	(m ³ /min) ^{*2}	in H ₂ O	(Pa) ^{*2}	(dB) ^{*2}	(g)
**	11925PB-A0K-EA-00	4710PS-10T-B20-B00	100	50	65	0.120	8.0	1900	49.4	1.40	.08	19.6	29.0	360
			100	60	65	0.100	7.0	2100	53.0	1.50	.086	21.5	30.0	360
**	11925PB-A0L-EA-00	4710PS-10T-B30-B00	100	50	65	0.220	14.0	2300	63.5	1.80	.16	41.1	34.0	360
			100	60	65	0.180	11.0	2700	70.6	2.00	.16	41.1	38.0	360
	11925PB-A1K-EA-00	4710PS-12T-B20-A00	115	50	75	0.100	8.0	1900	49.4	1.40	.09	23.5	29.0	360
			115	60	75	0.090	7.0	2000	53.0	1.50	.08	21.5	30.0	360
	11925PB-A1L-EA-00	4710PS-12T-B30-A00	115	50	75	0.190	14.0	2300	63.5	1.80	.16	41.1	34.0	360
			115	60	75	0.160	11.0	2700	70.6	2.00	.16	41.1	38.0	360
**	11925PB-B0K-EA-00	4710PS-20T-B20-B00	200	50	130	0.070	9.0	1900	45.9	1.30	.08	19.6	29.0	360
			200	60	160	0.060	8.0	2000	53.0	1.50	.086	21.5	30.0	360
**	11925PB-B0L-EA-00	4710PS-20T-B30-B00	200	50	130	0.110	14.0	2300	63.5	1.80	.16	41.1	34.0	360
			200	60	130	0.090	11.0	2700	70.6	2.00	.16	41.1	38.0	360
**	11925PB-B2K-EA-00	4710PS-22T-B20-B00	220	50	175	0.060	9.0	1900	49.4	1.40	.08	19.6	29.0	360
			220	60	175	0.050	8.0	2100	53.0	1.50	.086	21.5	30.0	360
**	11925PB-B2L-EA-00	4710PS-22T-B30-B00	220	50	175	0.100	14.0	2300	63.5	1.80	.16	41.1	34.0	360
			220	60	175	0.080	11.0	2700	70.6	2.00	.16	41.1	38.0	360
**	11925PB-B3K-EA-00	4710PS-23T-B20-A00	230	50	175	0.060	9.0	1900	49.4	1.40	.09	23.5	29.0	360
			230	60	175	0.050	8.0	2100	53.0	1.50	.08	21.5	30.0	360
	11925PB-B3L-EA-00	4710PS-23T-B30-A00	230	50	175	0.100	14.0	2300	63.5	1.80	.16	41.1	34.0	360
			230	60	175	0.090	11.0	2700	70.6	2.00	.16	41.1	38.0	360
	11925PB-B4K-EA-00	4710PS-24T-B20-A00	240	50	140	0.060	9.0	1900	49.4	1.40	.08	19.6	29.0	360
			240	60	140	0.050	8.0	2100	53.0	1.50	.086	21.5	30.0	360
**	11925PB-B4L-EA-00	4710PS-24T-B30-A00	240	50	130	0.100	15.0	2300	60.0	1.70	.16	41.1	34.0	360
			240	60	130	0.080	13.0	2700	70.6	2.00	.16	41.1	38.0	360

Rotation: Counterclockwise
 ** Contact NMB for Availability

Airflow Outlet: Air Out Over Struts

*1: Maximum Values in Free Air
 *2: Average Values in Free Air
 *3: Minimum Values in Free Air