


Solid State Relay

ASR-SMD DC Output



- Optoelectronic Isolation
- Load Voltage: 24VDC, 48VDC
- Load Current: 0.1A, 2A, 3A, 4A
- PCB Mounted
- Transistor or MOSFET Output
- Dielectric Strength 2500VACrms
- RoHS Compliant

ASR	—	SMD	48	D	3	N	-K
	Packing - : Bulk pack A-Z	SMD Series	Load Voltage 24: 24VDC 48: 48VDC	Control Voltage D:DC Control	Load Current 0.1:0.1 Amps 2:2 Amps 3:3 Amps 4:4 Amps	Control Voltage N: 5VDC P: 12VDC R: 24VDC S: 48VDC T: 60VDC	None: No Socket K: With Socket

Technical Specification

INPUT CIRCUIT(TA=25°C)		
Control Voltage Range	N	4-6VDC
	P	9.6-14.4VDC
	R	19.2-28.8VDC
	S	38.4-57.6VDC
	T	48-72VDC
Must Turn-on Voltage ⁽¹⁾	N	4VDC
	P	9.6VDC
	R	19.2VDC
	S	38.4VDC
	T	48VDC
Must Turn-off Voltage	N	1VDC
	P	2.4VDC
	R	2.4VDC
	S	4.8VDC
	T	4.8VDC

Solid State Relay

ASR-SMD DC Output

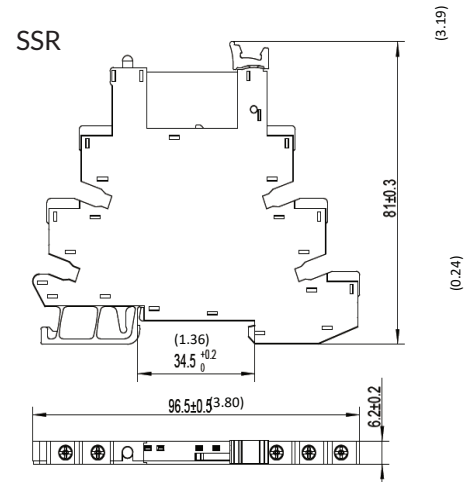
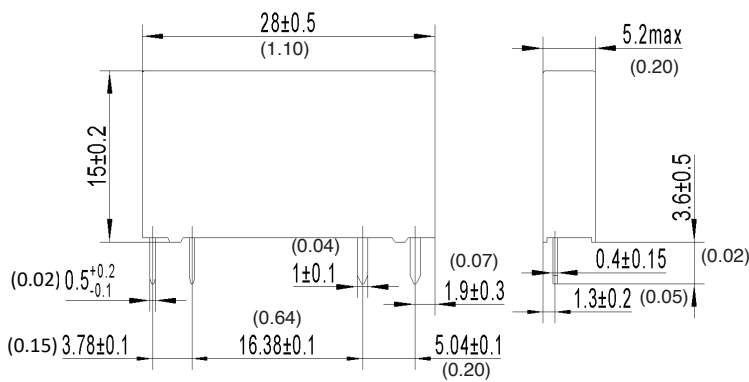
Must Turn-off Voltage	N	25mA (@6VDC)v
	P	25mA (@14.4VDC)
	R	25mA (@28.8VDC)
	S	23mA (@57.6VDC)
	T	23mA (@72VDC)
OUTPUT CIRCUIT(TA=25°C)		
Load Voltage Range	24	3-28VDC
	48	3-58VDC
Maximum Transient Overvoltage	24	33VDC
	48	58VDC
Load Current Range	0.1A	0.001 - 0.1A
	2A	0.002 - 2A
	3A	0.002 - 3A
	4A	0.002 - 4A
Maximum Turn-On Time		300µs
Maximum Turn-Off Time		300µs
Maximum Surge Current [@10 ms]	0.1A	1A
	2A	20A
	3A	30A
	4A	48A
Maximum Off-State Leakage Current [@ Rated Voltage]		0.1mA
Maximum On-State Voltage Drop [@ Rated Current]	0.1A	1.5VDC
Maximum On-State Resistance	2A/3A/4A	37mΩ

Solid State Relay

ASR-SMD DC Output

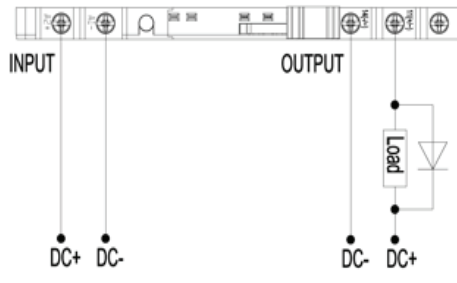
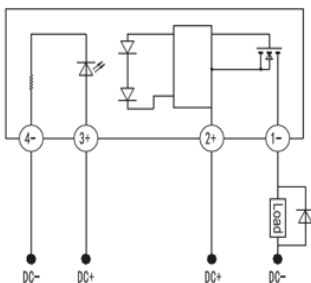
GENERAL INFORMATION (TA=25°C)		
Dielectric Strength, Input/Output(50/60Hz)		2500Vrmsv
Insulation Resistance		1000MΩ(@500VDC)
Ambient Operating Temperature Range		-30°C +80°C
Ambient Storage Temperature Range		-30°C +100°C
Weight (Typical)	ASR-SMD...-...Series	4g
	ASR-SMD...-...K Series	30g

Installation

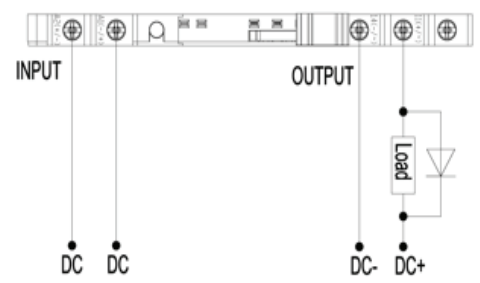


With Socket

Wiring Diagram



ASR-SMD...D...-NK Series

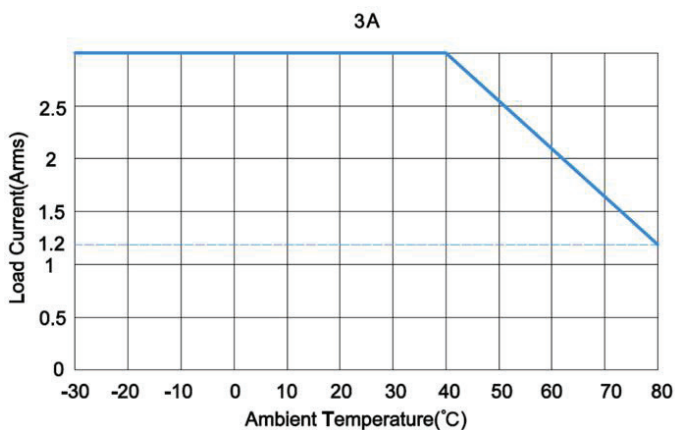
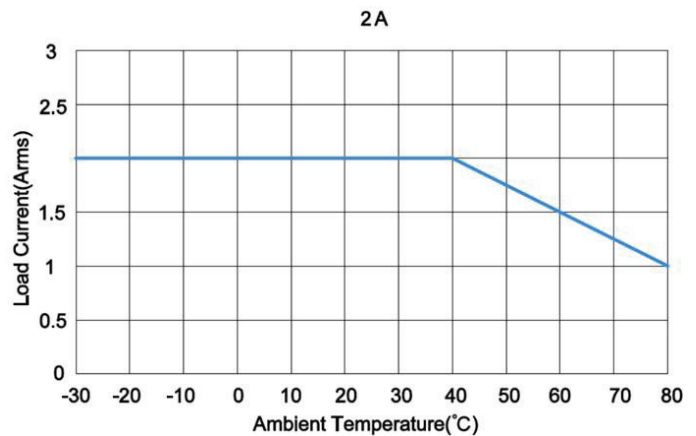
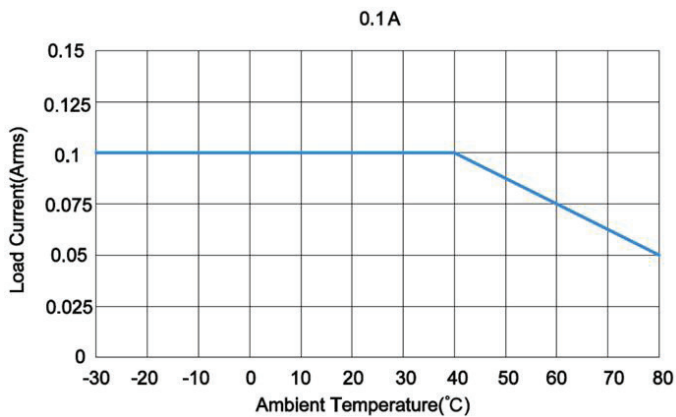


ASR-SMD...D...-P/R/S/TK Series

Solid State Relay

ASR-SMD DC Output

Thermal Curve



Attentions:

1. Soldering must be finished within 10 seconds at 260°C, or finished within 5 seconds at 350°C. Otherwise it may cause damage to the relay.
2. When connecting wiring to SSR please ensure screws are torqued down properly 4.43 in-lb, 0.5 N·m3.
3. When ambient temperature is above 25°C or tight installation required, the maximum load current decreases. See thermal derating curve.
2. Terminal polarity must be observed. Otherwise it may cause damage to the relay.

Product Certification



1741 Industrial Drive, No. 14 • Sterling, IL 61081
 Tel: 815-632-3150 • Fax: 815-632-3449
 www.altranmagnetics.com • sales@altranmagnetics.com

