

## Single relay - REL-MR- 24AC/21HC/MS - 2987891

Please be informed that the data shown in this PDF Document is generated from our Online Catalog. Please find the complete data in the user's documentation. Our General Terms of Use for Downloads are valid (<http://phoenixcontact.com/download>)




Plug-in miniature relay, with power contact, 1 PDT, test button, mechanical switch position indicator, status LED, input voltage 24 V AC

### Your advantages

- ✓ With detectable manual operation
- ✓ Switching current of up to 16 A
- ✓ Integrated status LED
- ✓ Mechanical switch position indicator
- ✓ DC types with integrated freewheeling diode



### Key Commercial Data

Packing unit	10 pc
Minimum order quantity	10 pc
GTIN	 4 046356 481021
GTIN	4046356481021

### Technical data

#### Dimensions

Width	12.7 mm
Height	29 mm
Depth	25 mm

#### Ambient conditions

Ambient temperature (operation)	-40 °C ... 70 °C
Ambient temperature (storage/transport)	-40 °C ... 85 °C

#### Coil side

Nominal input voltage $U_N$	24 V AC
Mains frequency	50/60 Hz

# Single relay - REL-MR- 24AC/21HC/MS - 2987891

## Technical data

### Coil side

Typical input current at $U_N$	32 mA
Typical response time	3 ms ... 12 ms (depending on phase relation)
Typical release time range	2 ms ... 8 ms (depending on phase relation)
Power dissipation for nominal condition	0.77 W

### Contact side

Contact type	1 PDT
Type of switch contact	Single contact
Contact material	AgNi
Maximum switching voltage	250 V AC/DC
Minimum switching voltage	12 V (at 10 mA)
Min. switching current	10 mA (at 12 V)
Maximum inrush current	32 A (20 ms)
Limiting continuous current	16 A
Interrupting rating (ohmic load) max.	4000 VA (for 250 V AC)
Switching capacity	2 A (at 24 V, DC13)
	3 A (at 24 V, AC15)
	3 A (at 120 V, AC15)
	3 A (at 240 V, AC15)
Motor load according to UL 508	1/2 HP, 120 V AC (N/O contact)
	1 HP, 240 V AC (N/O contact)
	1/3 HP, 120 V AC (N/C contact)
	1/2 HP, 240 V AC (N/C contact)

### General

Test voltage relay winding/relay contact	5 kV AC (50 Hz, 1 min.)
Mechanical service life	5x 10 <sup>6</sup> cycles
Service life, electrical	see diagram

### Connection data

Connection method	Solder connection
-------------------	-------------------

### Standards and Regulations

Connection in acc. with standard	CUL
Standards/regulations	EN 61810-1
	VDE 0435-201
	EN 50178

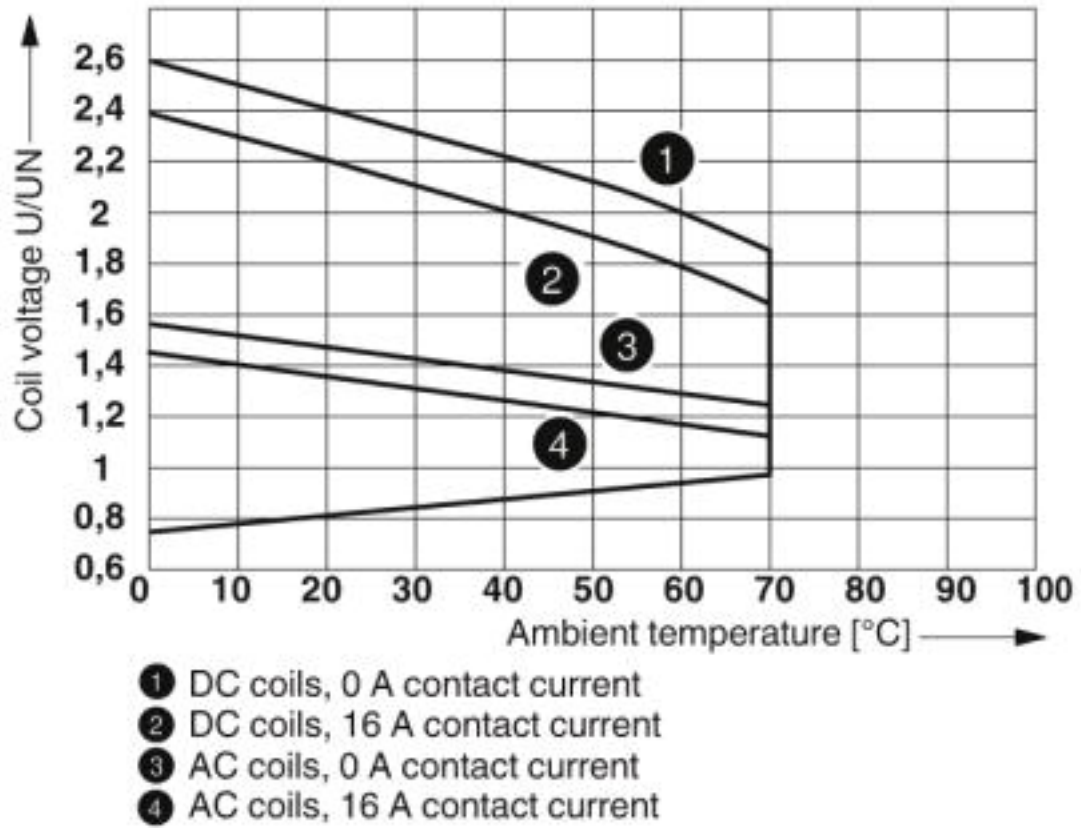
### Environmental Product Compliance

China RoHS	Environmentally friendly use period: unlimited = EFUP-e
	No hazardous substances above threshold values

## Drawings

# Single relay - REL-MR- 24AC/21HC/MS - 2987891

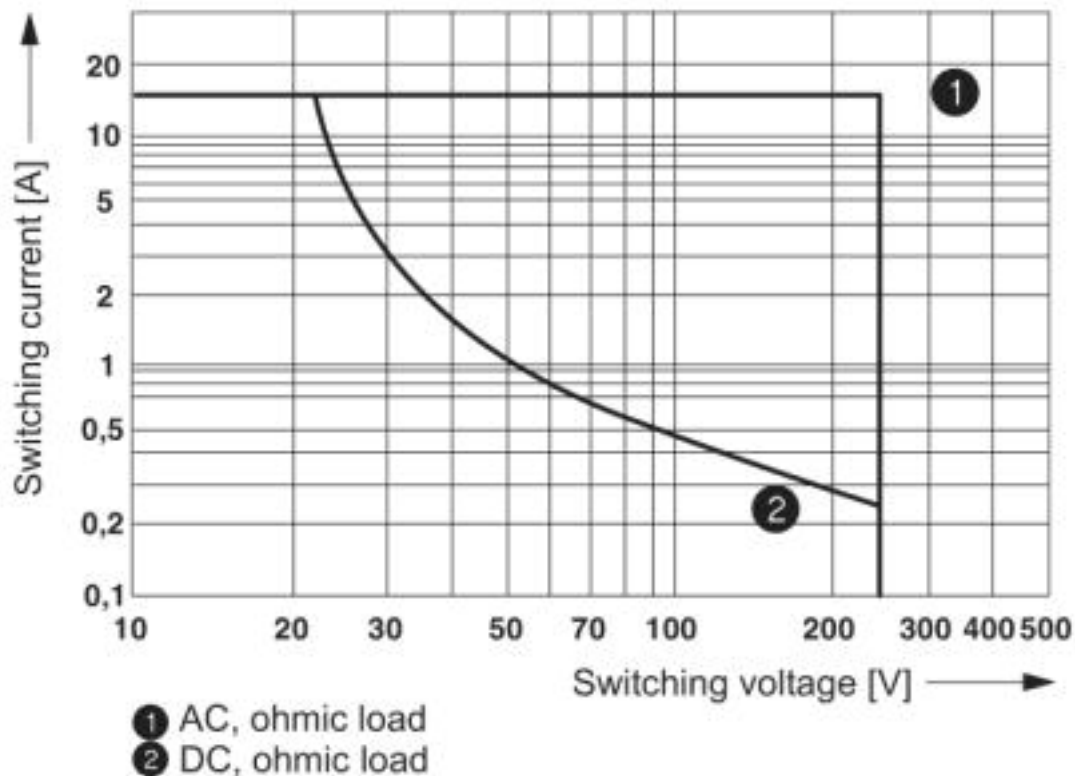
Diagram



Operating voltage range

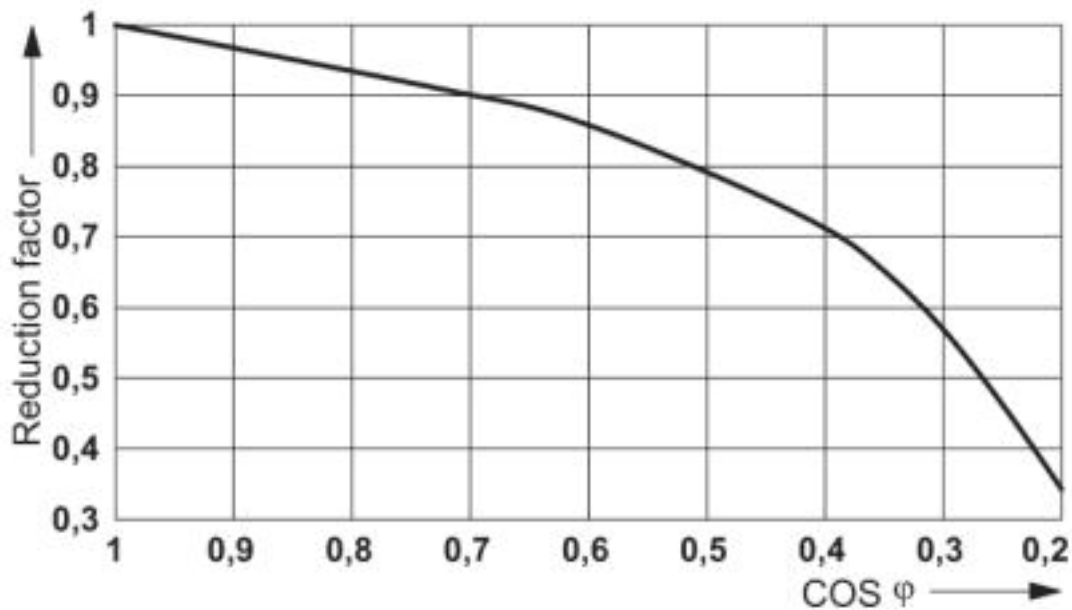
# Single relay - REL-MR- 24AC/21HC/MS - 2987891

Diagram



## Interrupting rating

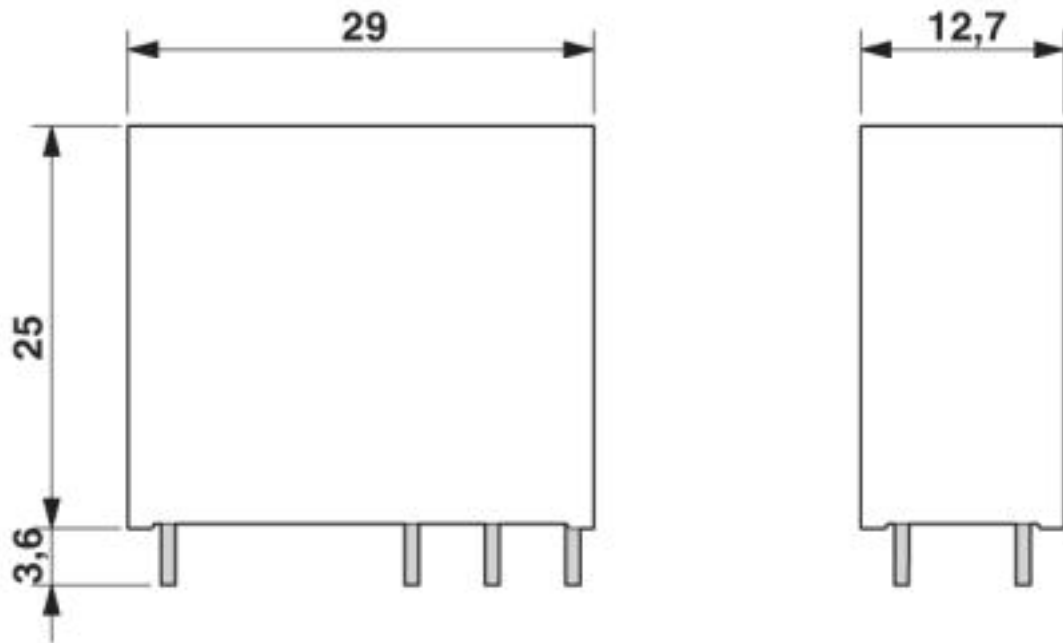
Diagram



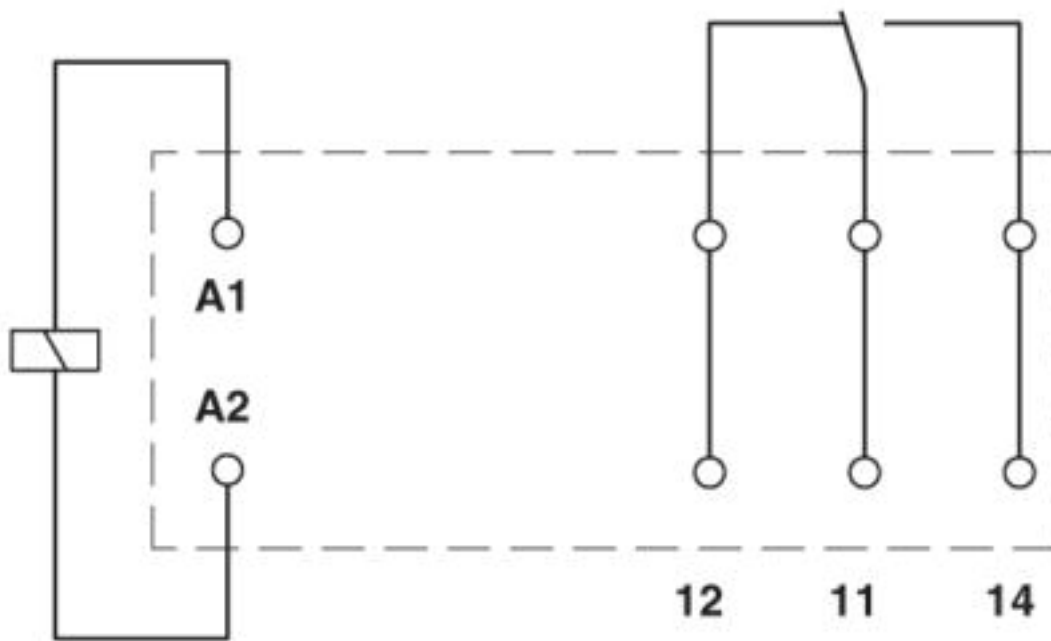
## Service life reduction factor with various cos phi

# Single relay - REL-MR- 24AC/21HC/MS - 2987891

Dimensional drawing



Circuit diagram



Approvals

Approvals

# Single relay - REL-MR- 24AC/21HC/MS - 2987891

## Approvals

Approvals

UL Recognized / cUL Recognized / VDE Zeichengenehmigung / EAC / EAC / cULus Recognized

Ex Approvals

### Approval details

UL Recognized		<a href="http://database.ul.com/cgi-bin/XYV/template/LISEXT/1FRAME/index.htm">http://database.ul.com/cgi-bin/XYV/template/LISEXT/1FRAME/index.htm</a>	FILE E 195083
cUL Recognized		<a href="http://database.ul.com/cgi-bin/XYV/template/LISEXT/1FRAME/index.htm">http://database.ul.com/cgi-bin/XYV/template/LISEXT/1FRAME/index.htm</a>	FILE E 195083
VDE Zeichengenehmigung		<a href="http://www2.vde.com/de/Institut/Online-Service/VDE-gepruefteProdukte/Seiten/Online-Suche.aspx">http://www2.vde.com/de/Institut/Online-Service/VDE-gepruefteProdukte/Seiten/Online-Suche.aspx</a>	40027210
EAC			TR_TS_D_00573_c
EAC			TR_TS_S_00010_c
cULus Recognized			

Phoenix Contact 2019 © - all rights reserved  
<http://www.phoenixcontact.com>

PHOENIX CONTACT GmbH & Co. KG  
Flachsmarktstr. 8  
32825 Blomberg  
Germany  
Tel. +49 5235 300  
Fax +49 5235 3 41200  
<http://www.phoenixcontact.com>