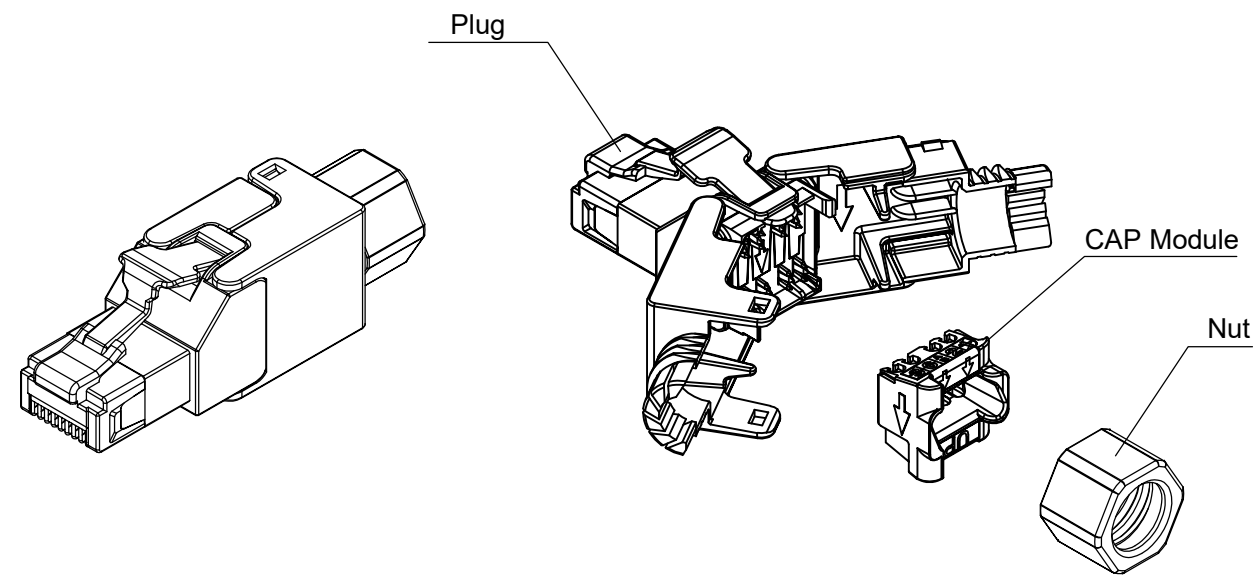


DATE	REV	ECN	APP'D. BY
10/22/20	A0	-	JME



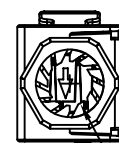
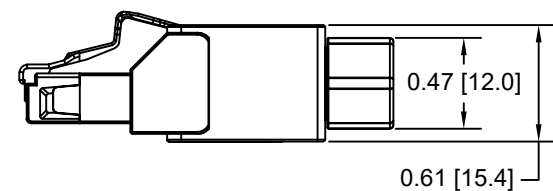
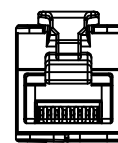
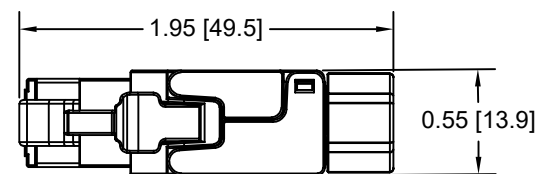
COMPONENTS		
ITEM	PART NAME	Q'TY
1	Plug	1
2	CAP Module	1
3	Nut	1

**TRANSMISSION PERFORMANCE**  
 Meet all requirements specified in Patch Cord requirement of:  
 ANSI/TIA-568.2-D, Category 5e

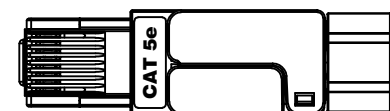
**ELECTRICAL**  
 Electrical Insulation Resistance : 500MΩ min. @100V d.c  
 Dielectric Withstanding Voltage : 1000V D.C or A.C Peak,  
 Contact to Contact

**MECHANICAL**  
 IDC Wire Gauge : 23 ~ 26 AWG

**PHYSICAL**  
 Housing : High-Impact, Flame-Retardant Plastic,  
 UL 94V-0  
 Contact pin : Phosphor Bronze Alloy Plated With  
 50 micro-inch of Gold  
 IDC : Phosphor Bronze Alloy With 100  
 micro-inch 100% Sn Alloy

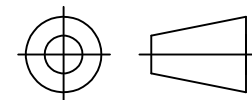


Ø 0.157 [4.0] - 0.236 [6]



BULK	50 MICRO-INCHES [1.27um]	SS-39300-013
PACKAGE	CONTACT PLATING IN MATING AREA	PART NUMBER

THIRD ANGLE PROJECTION



1118 Susquehanna Trail South  
 Glen Rock, PA 17327-9199  
 (717) 235-7512  
<http://www.stewartconnector.com>

DO NOT SCALE DRAWING  
 DRAWING IS SUBJECT TO  
 CHANGE WITHOUT NOTICE

TITLE:  
 CAT 5e PUNCH DOWN PLUG, UNSHIELDED, 23-26 AWG

DIMENSIONS: INCHES [METRIC]  
 UNLESS OTHERWISE SPECIFIED  
 TOLERANCES ARE ±.005 [0.13]  
 ANGLES ARE ± 1°

THIS DRAWING AND THE SUBJECT MATTER SHOWN THEREON  
 ARE CONFIDENTIAL AND THE PROPRIETARY PROPERTY OF  
 STEWART CONNECTOR AND SHALL NOT BE REPRODUCED,  
 COPIED, OR USED IN ANY MANNER WITHOUT PRIOR WRITTEN  
 CONSENT OF STEWART CONNECTOR. ONE OR MORE U.S. PATENTS  
 MAY APPLY TO THIS PRODUCT. FOR DETAILS, PLEASE  
 VISIT: [HTTP://BELFUSE.COM/STEWART/STEWART\\_PATENTS/](http://BELFUSE.COM/STEWART/STEWART_PATENTS/)

DRN BY:	BTS	DATE	10/22/20
APPD BY:	JME	DATE	10/22/20
DWG NO.	CT390236	REV.	A0

SHEET NO.  
 1 OF 1

