



A Product Line of
Diodes Incorporated



SPECIFICATION FOR APPROVAL

CUSTOMER

NOMINAL FREQUENCY

25.000000 MHz

PRODUCT TYPE

TYPE FY 5.0x3.2 SEAM SEALED CRYSTAL

PART NUMBER

FY2500047

CUSTOMER P/N

ISSUE DATE

March 15, 2018

VERSION

E

| APPROVED | PREPARED | QA |
|------------|--------------|-----------|
| Brenda Kuo | Claire Cheng | Dony Yang |

Diodes Incorporated

No.2, Ziqiang 5th Rd., Zhongli Industrial Park,
Zhongli Dist., Taoyuan City 32063, Taiwan (R.O.C.)
TEL:886-3-451-8888
FAX:886-3-461-3865
<https://www.diodes.com>

*Pb-free

*RoHS Compliant

*HF-Halogen Free

*REACH Compliant

TYPE FY 5.0x3.2 SEAM SEALED CRYSTAL

FY2500047

VER.E 15-MAR-18

ELECTRICAL SPECIFICATIONS

| Item | Symbol | Specifications | Units | Notes |
|---|--------|--------------------|---------------|------------------------------------|
| Nominal Frequency | Fn | 25.000000 | MHz | |
| Mode of Oscillation | MO | AT Cut-Fundamental | | |
| Calibration Load Capacitance | CL | 20 | pF | |
| Calibration Tolerance | FL | ± 30 | ppm | at 25°C $\pm 3^{\circ}\text{C}$ |
| Operating Temperature Range | TR | -20 to +70 | °C | |
| Frequency Stability(Frequency Deviation over the Operating Temperature Range) | F/T | ± 30 | ppm | Reference to the Frequency at 25°C |
| Operating Drive Level | | 10 | μW | |
| Equivalent Series Resistance | ESR | 40 | Ω | Max. |
| Shunt Capacitance | C0 | 5 | pF | Max. |
| Aging at 25°C | | ± 3 | ppm | Max, 1st year |
| Storage Temperature | | -55 to +125 | °C | |
| Insulation Resistance | | 500 | M Ω | Min |

** This product doesn't include harmful substance that stipulated by SONY SS-00259 Level 1 and S-AT2-001 Level 1 standard. RoHS Compliant (Pb - Free).

TYPE FY 5.0x3.2 SEAM SEALED CRYSTAL

FY2500047

VER.E 15-MAR-18

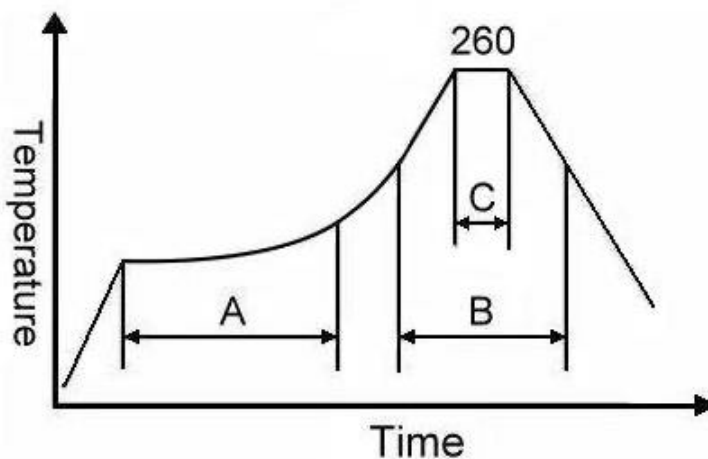
RELIABILITY SPECIFICATIONS

MECHANICAL AND ENVIRONMENTAL RATINGS:

- a) FINE LEAK TEST: JESD22-A109 (Condition 1A)
- b) GROSS LEAK TEST: JESD22-A109 (Condition C)
- c) MOISTURE RESISTANCE: JESD22-A113
- d) SHOCK: JESD22-B104 (Condition B)
- e) SOLDERABILITY : (RoHS version): J-STD-002
- f) VIBRATION: JESD22-B103
- g) SOLVENT RESISTANCE: JESD22-B107
- h) RESISTANCE TO SOLDERING HEAT (RoHS version): J-STD-020D Table 5.2 Pb free devices (3 cycles max)

SUGGESTED IR REFLOW PROFILE

*As per IPC-JEDEC J-STD-020D



Note:

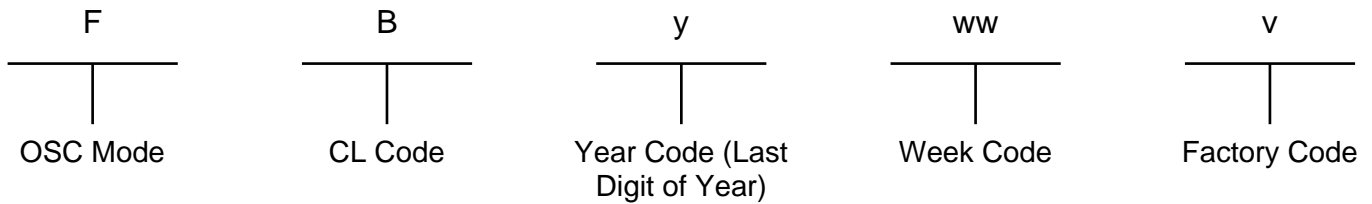
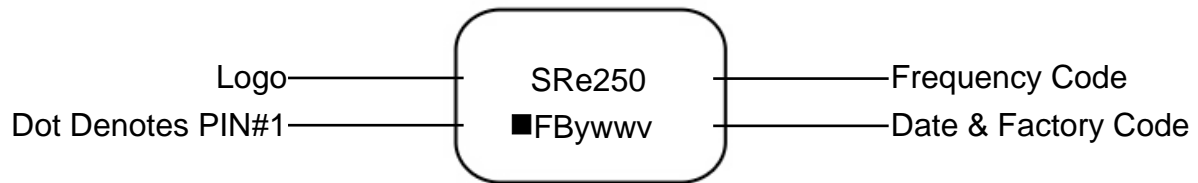
| | Stage | Temperature | Time |
|---|--------------|-------------|------------|
| A | Preheat | 150~200°C | 60~120 Sec |
| B | Primary Heat | 217°C | 60~150 Sec |
| C | Peak | 260°C | 10 Sec |

TYPE FY 5.0x3.2 SEAM SEALED CRYSTAL

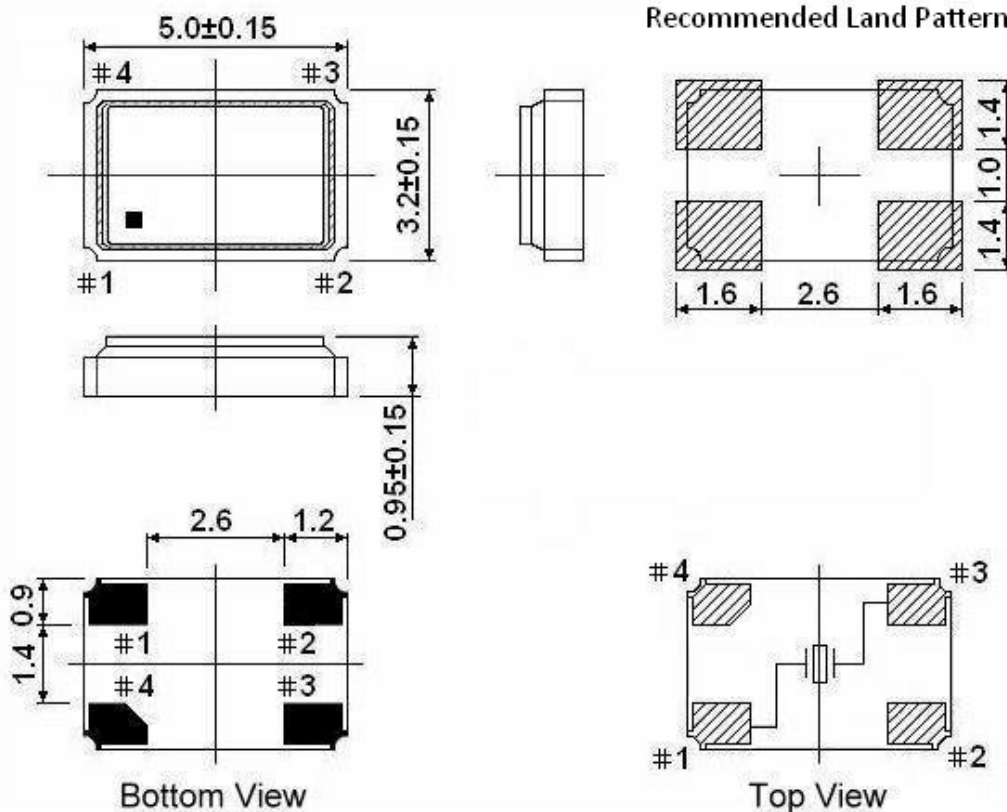
FY2500047

VER.E 15-MAR-18

MARKING



MECHANICAL DRAWINGS (Scale: None. Dimensions are in mm.)



**** Recommended - Pin 1 & 3 : CRYSTAL
 Pin 2 & 4 : GND**

Notes:

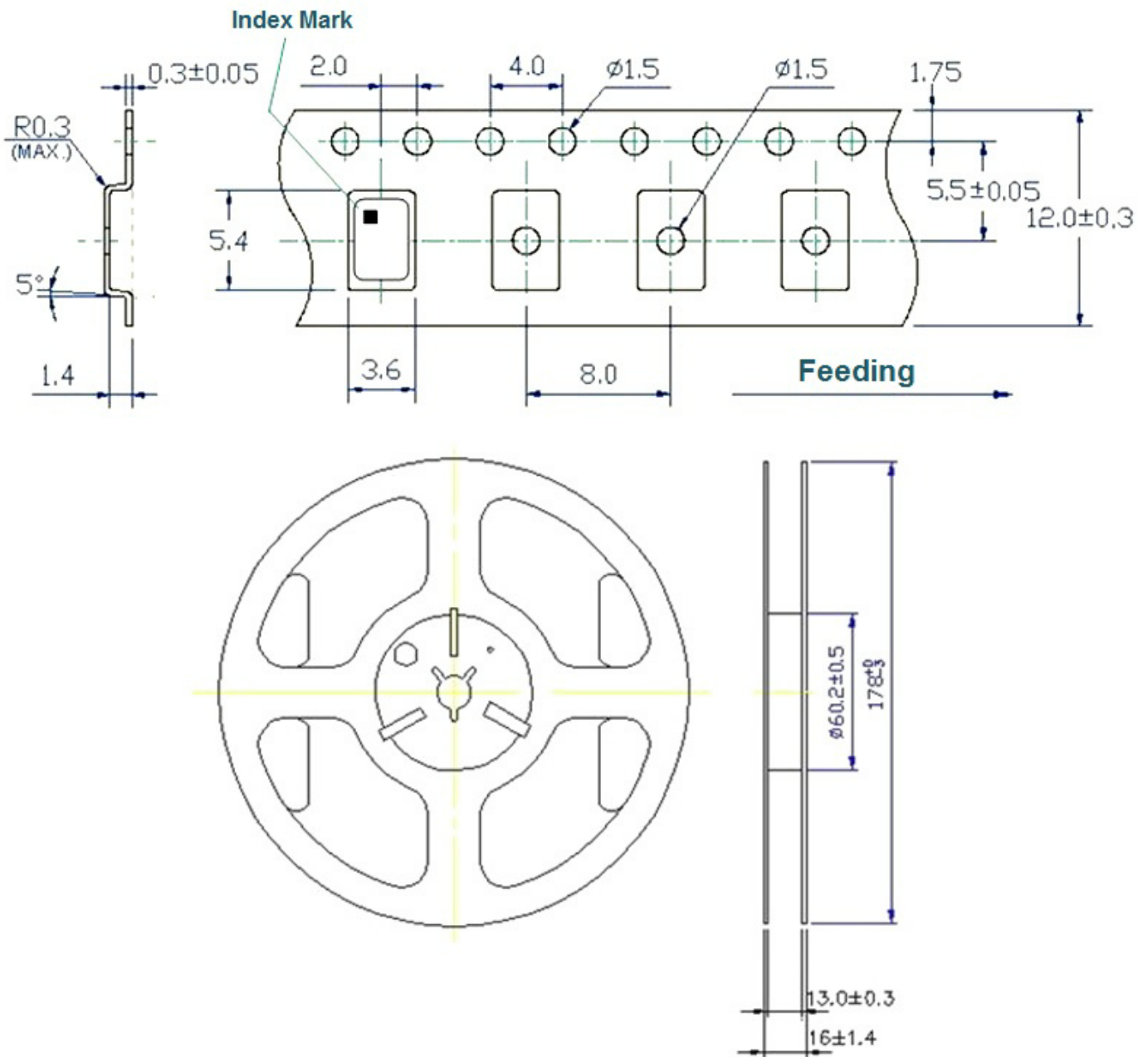
1. Package drawings are for reference only, and the appearances of objects may vary. Actual packages are based on the real product.
2. The marking dot denotes Pin#1.
3. The position and shape of the chamfer pin may vary and are based on the real product.

TYPE FY 5.0x3.2 SEAM SEALED CRYSTAL

FY2500047

VER.E 15-MAR-18

Tape & Reel



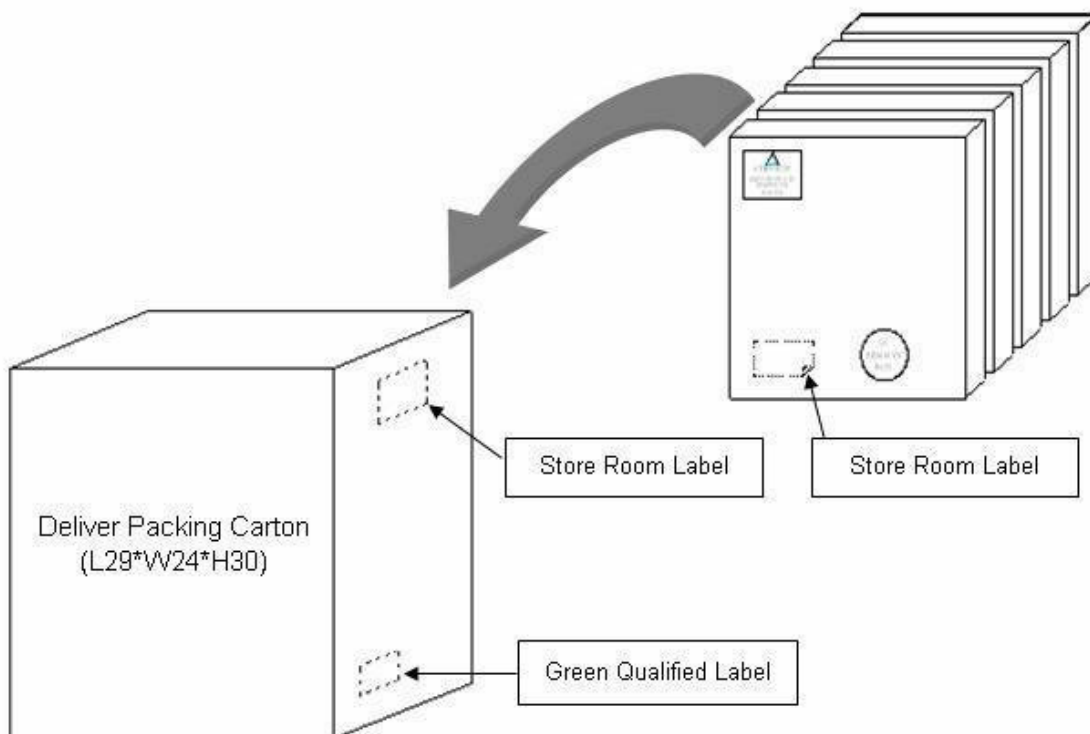
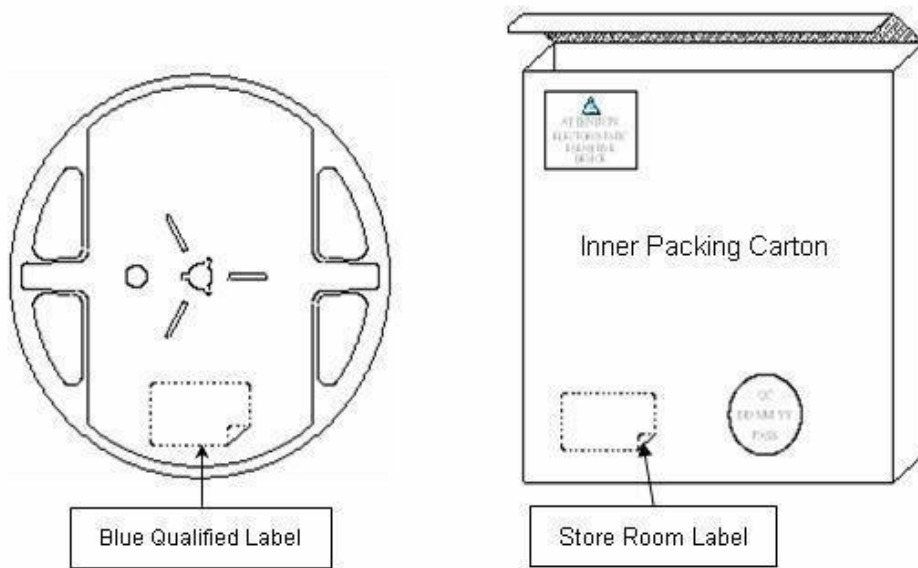
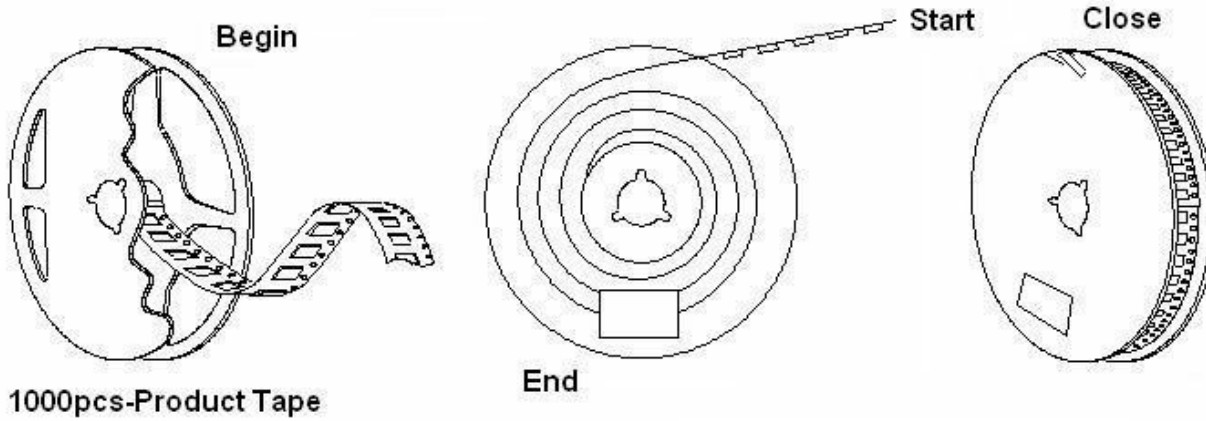
1. 230mm minimum leader which consist of carrier and/or tape followed by a minimum of 160mm of empty carrier tape sealed with cover tape.
2. 160mm minimum trailer of empty carrier tape sealed with cover tape.

TYPE FY 5.0x3.2 SEAM SEALED CRYSTAL

FY2500047

VER.E 15-MAR-18

PACKING



TYPE FY 5.0x3.2 SEAM SEALED CRYSTAL

FY2500047

VER.E 15-MAR-18

VERSION HISTORY

| Version No. | Version Date | Description | Notes |
|-------------|---------------|--------------|-------|
| E | Mar. 15, 2018 | Updated logo | |