



# GMS SERIES | 17.5mm OUTPUT MODULES

I/O MODULES



## Features

- DIN Rail Mountable Single Point Output Modules (35mm DIN)
- UL and cUL Recognized, CE Compliant
- Zero Voltage or Random Turn-On for AC Modules
- 4kV Optical isolation with LED Indicator
- AC Ratings 12-280 VAC, 5A. DC Output 5-60 VDC, 3A
- Industry standard Color Coding Black (AC Output) Red (DC Output)
- Barrier Strips Accept 14 to 28 AWG Wire.



## SPECIFICATIONS<sup>(1)</sup>

### Input

Part Number	84130105	84130108	84130104
Nominal Voltage [VDC]	4-32	4-32	4-32
Minimum Voltage [VDC]	4	4	4
Maximum Voltage [VDC]	32	32	32
Drop-out Voltage [VDC]	1.0	1.0	1.0
Maximum Current [mA] <sup>(2)</sup>	22	22	22
Resistance	Current Regulated	Current Regulated	Current Regulated

### Output

Part Number	84130105	84130108	84130104
Nominal Voltage [VDC]	4-32	4-32	4-32 VDC
Minimum Voltage [VDC]	4	4	4
Maximum Voltage [VDC]	32	32	32
Drop-out Voltage [VDC]	1.0	1.0	1.0
Maximum Current [mA] <sup>(2)</sup>	22	22	22
Resistance	Current Regulated	Current Regulated	Current Regulated
Nominal Line Voltage	240 VAC	240 VAC	5-60 VDC
Minimum Line Voltage	12 VAC	12 VAC	5 VDC

<b>Maximum Line Voltage</b>	280 VAC	280 VAC	60 VDC
<b>Max Off-State Voltage</b> <sup>(3)</sup>	800 V <sub>peak</sub>	800 V <sub>peak</sub>	60 VDC
<b>Max Off-State Leakage</b> <sup>(4)</sup>	0.1mArms	0.1mArms	10 $\mu$ A
<b>Static Off-State dv/dt</b> <sup>(5)</sup>	50 VAC/DC	50 VAC/DC	2.2 VDC
<b>Maximum Rated On-State Current</b> <sup>(6)</sup>	50 V/usec	50 V/usec	N/A
<b>Minimum On-State Current</b>	50 mArms	50 mArms	10 mA
<b>Max Surge Current</b> <sup>(7)</sup>	350 A <sub>peak</sub>	350 A <sub>peak</sub>	5.0 A
<b>On-State Voltage Drop or Resistance</b> <sup>(8)</sup>	1.85 V	1.85 V	1.6 V
<b>Maximum Turn-On Time [msec]</b> <sup>(9)</sup>	8.33	0.1	0.05
<b>Maximum Turn-Off Time [msec]</b> <sup>(9)</sup>	8.33	8.33	0.05
<b>Input/Output Isolation Voltage</b> <sup>(10)</sup>	4000 V <sub>rms</sub>	4000 V <sub>rms</sub>	4000 V <sub>rms</sub>
<b>Input/Output Capacitance</b>	6 pF	6 pF	4 pF
<b>Operating Temperature Range</b>	-30 to 80°C	-30 to 80°C	-30 to 80°C
<b>Storage Temperature Range</b>	-40 to 100°C	-40 to 100°C	-40 to 100°C
<b>Line Frequency Range</b>	47 to 63 Hz	47 to 63 Hz	DC
<b>Weight</b>	1.1 oz. (31.2g)	1.1 oz. (31.2g)	1.1 oz. (31.2g)



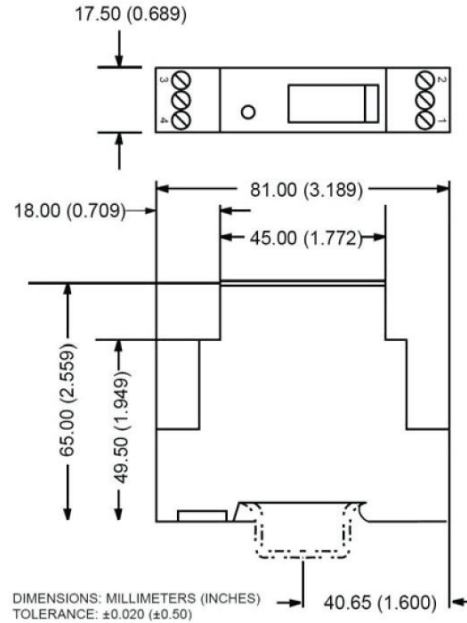
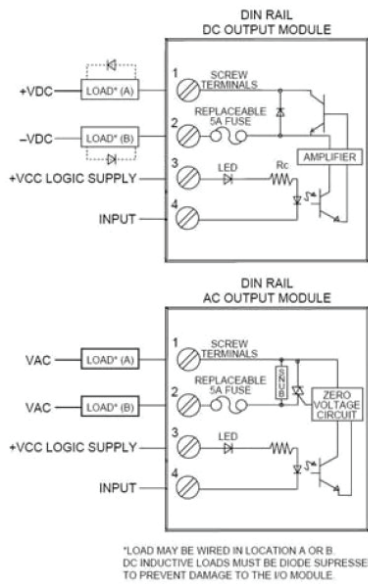
## GENERAL NOTES

- <sup>(1)</sup> Specifications apply to an ambient temperature of -30 to 80 °C unless otherwise noted.
- <sup>(2)</sup> Modules are current limited +/- 10% at 25°C.
- <sup>(3)</sup> Maximum 1 minute duration for AC modules when applied as a DC voltage rather than Peak AC voltage.
- <sup>(4)</sup> At maximum line voltage, 25°C for AC modules and 80°C for DC module.
- <sup>(5)</sup> Minimum dv/dt per EIA/NARM RS443, method RS397. dv/dt ratings do not apply to DC module.
- <sup>(6)</sup> At 25°C, derate AC modules by 50 mA/°C to 80°C; derate DC module by 21.5mA/°C to 80°C.
- <sup>(7)</sup> At 25°C, maximum duration: 1 AC cycle for AC modules, 1 second for DC module.
- <sup>(8)</sup> At maximum rated on-state current and 25°C.
- <sup>(9)</sup> At maximum line voltage, maximum rated output current, nominal input voltage, 25°C.
- <sup>(10)</sup> At 25°C for 1 second maximum duration.




# EQUIVALENT CIRCUIT DIAGRAM / MECHANICAL SPECIFICATIONS

All dimensions are in millimeters [inches]  
Tolerance: ±0.020 (±0.50)



## AGENCY APPROVALS & CERTIFICATIONS



## WARNINGS



### RISK OF MATERIAL DAMAGE AND HOT ENCLOSURE

- The product's side panels may be hot, allow the product to cool before touching
- Follow proper mounting instructions including torque values
- Do not allow liquids or foreign objects to enter this product

**Failure to follow these instructions can result in serious injury, or equipment damage.**



### HAZARD OF ELECTRIC SHOCK, EXPLOSION OR ARC FLASH

- Disconnect all power before installing or working with this equipment
- Verify all connections and replace all covers before turning on power

**Failure to follow these instructions will result in death or serious injury.**

Sensata Technologies, Inc. ("Sensata") data sheets are solely intended to assist designers ("Buyers") who are developing systems that incorporate Sensata products (also referred to herein as "components"). Buyer understands and agrees that Buyer remains responsible for using its independent analysis, evaluation and judgment in designing Buyer's systems and products. Sensata data sheets have been created using standard laboratory conditions and engineering practices. Sensata has not conducted any testing other than that specifically described in the published documentation for a particular data sheet. Sensata may make corrections, enhancements, improvements and other changes to its data sheets or components without notice.

Buyers are authorized to use Sensata data sheets with the Sensata component(s) identified in each particular data sheet. HOWEVER, NO OTHER LICENSE, EXPRESS OR IMPLIED, BY ESTOPPEL OR OTHERWISE TO ANY OTHER SENSATA INTELLECTUAL PROPERTY RIGHT, AND NO LICENSE TO ANY THIRD PARTY TECHNOLOGY OR INTELLECTUAL PROPERTY RIGHT, IS GRANTED HEREIN. SENSATA DATA SHEETS ARE PROVIDED "AS IS". SENSATA MAKES NO WARRANTIES OR REPRESENTATIONS WITH REGARD TO THE DATA SHEETS OR USE OF THE DATA SHEETS, EXPRESS, IMPLIED OR STATUTORY, INCLUDING ACCURACY OR COMPLETENESS. SENSATA DISCLAIMS ANY WARRANTY OF TITLE AND ANY IMPLIED WARRANTIES OF MERCHANTABILITY, FITNESS FOR A PARTICULAR PURPOSE, QUIET ENJOYMENT, QUIET POSSESSION, AND NON-INFRINGEMENT OF ANY THIRD PARTY INTELLECTUAL PROPERTY RIGHTS WITH REGARD TO SENSATA DATA SHEETS OR USE THEREOF.

All products are sold subject to Sensata's terms and conditions of sale supplied at [www.sensata.com](http://www.sensata.com) SENSATA ASSUMES NO LIABILITY FOR APPLICATIONS ASSISTANCE OR THE DESIGN OF BUYERS' PRODUCTS. BUYER ACKNOWLEDGES AND AGREES THAT IT IS SOLELY RESPONSIBLE FOR COMPLIANCE WITH ALL LEGAL, REGULATORY AND SAFETY-RELATED REQUIREMENTS CONCERNING ITS PRODUCTS, AND ANY USE OF SENSATA COMPONENTS IN ITS APPLICATIONS, NOTWITHSTANDING ANY APPLICATIONS-RELATED INFORMATION OR SUPPORT THAT MAY BE PROVIDED BY SENSATA.

Mailing Address: Sensata Technologies, Inc., 529 Pleasant Street, Attleboro, MA 02703, USA.

## CONTACT US

### Americas

+1 (877) 502 5500 – Option 2  
[sales.crydom@sensata.com](mailto:sales.crydom@sensata.com)

### Europe, Middle East & Africa

+44 (1202) 416170  
[ssr-info.eu@sensata.com](mailto:ssr-info.eu@sensata.com)

### Asia Pacific

[sales.isasia@list.sensata.com](mailto:sales.isasia@list.sensata.com)  
China +86 (21) 2306 1500  
Japan +81 (45) 277 7117  
Korea +82 (31) 601 2004  
India +91 (80) 67920890  
Rest of Asia +886 (2) 27602006  
ext 2808