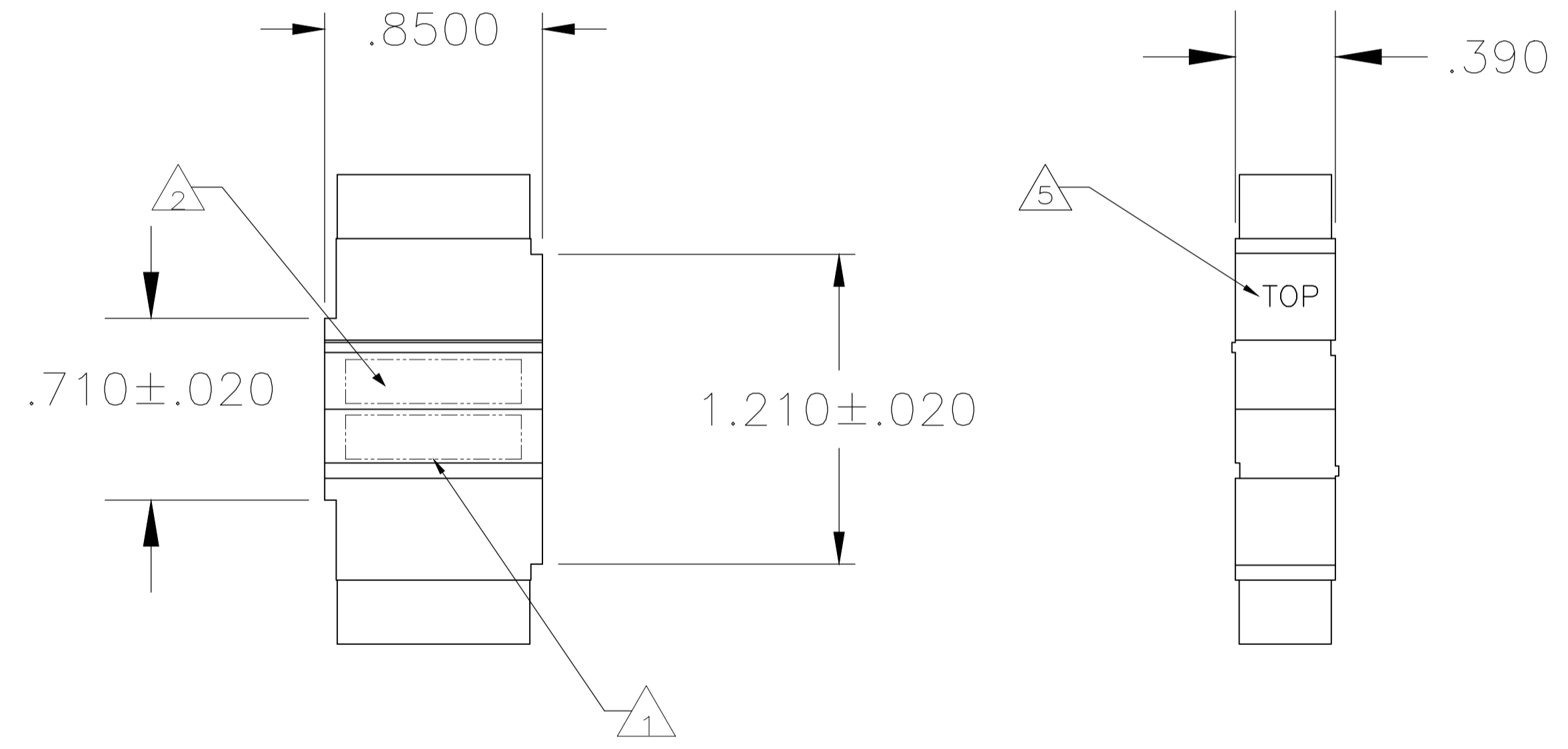
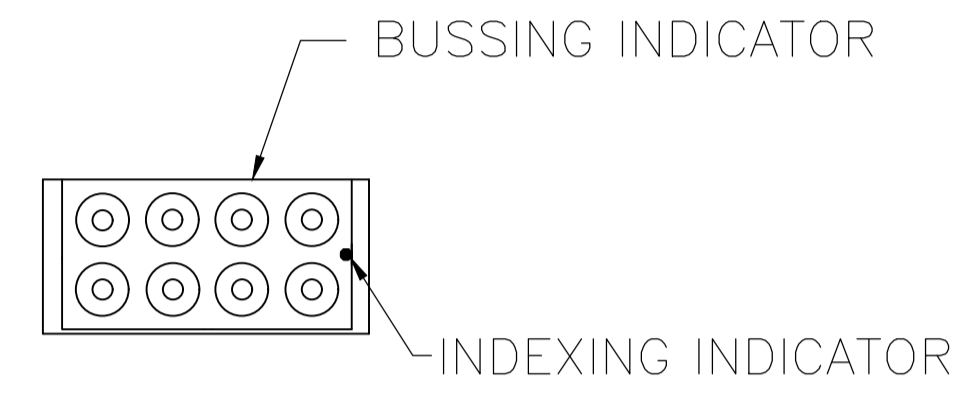
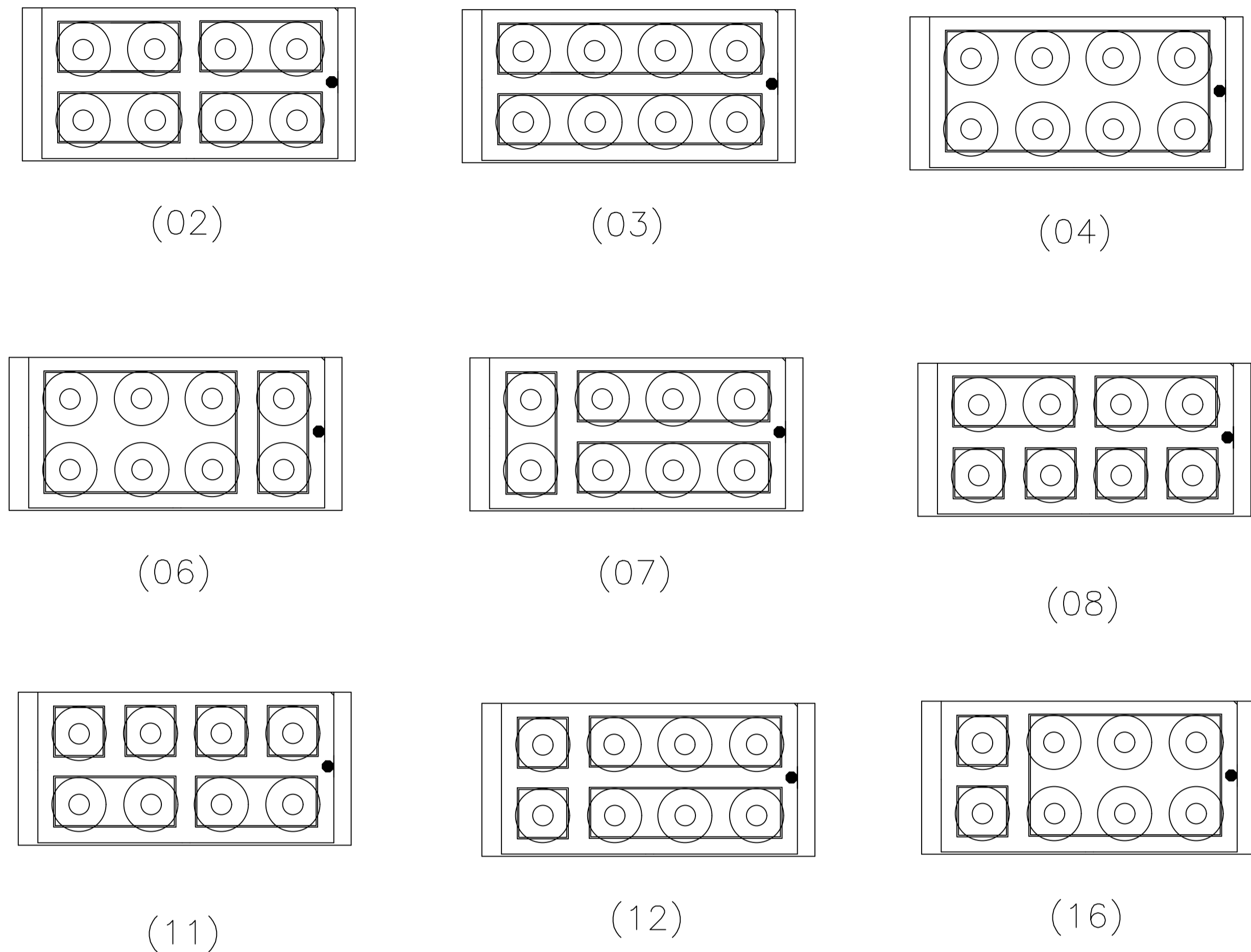


DESCRIPTION	MATERIAL	FINISH
MODULE ASSEMBLY	EPOXY THERMOSET	COLOR: BLACK
GROMMET	FLOURSILICONE 40/50 PER MIL-R-25988	COLOR: NATURAL
CONTACT SOCKET	BERYLLIUM COPPER PER ASTM-B194	GOLD PLATE PER MIL-G-45204
RETAINING CLIP	BERYLLIUM COPPER PER ASTM-B194 OR STAINLESS STEEL PER QQ-S-766	NONE

REVISIONS				
P	LTR	DESCRIPTION	DATE	APP'D
G		REVISED PER ECO 20-001680	2-7-20	CT VR



BUSSING ARRANGEMENTS \triangle_3

MRFB16E16-204														X	592814-9
MRFB16E12-204														X	592814-8
MRFB16E11-204										X					592814-7
MRFB16E08-204									X						592814-6
MRFB16E07-204								X							592814-5
MRFB16E06-204								X							592814-4
MRFB16E04-204								X							592814-3
MRFB16E03-204								X							592814-2
MRFB16E02-204								X							592814-1
CUSTOMER PART NO. \triangle_2	02	03	04	06	07	08	11	12	16	BUSSING ARRANGEMENTS					PART NO.

- \triangle_1 MODULE ASSEMBLY MARKED WITH "TE", TE PART NO. AND DATE CODE .060 MINIMUM HIGH CHARACTERS ON EITHER SIDE.
- \triangle_2 MARK MODULE ASSEMBLY WITH CUSTOMER PART NO. ON EITHER SIDE.
- \triangle_3 BUSSING ARRANGEMENT OUTLINE DENOTES INTERNAL ARRANGEMENT OF CONTACT SOCKETS.
- 4. ROLLS ROYCE QUALITY SPECIFICATION CQC-103 IS INVOLVED FOR THIS PART NO.
- \triangle_5 MODULE IS MARKED WITH WORD "TOP" IN LOCATION SHOWN.

THIS DRAWING IS A CONTROLLED DOCUMENT.

DIMENSIONS: INCHES	TOLERANCES UNLESS OTHERWISE SPECIFIED:	DIN N. FRITZ 09-22-93	CHK R. RYAN 09-23-93	APPROD R. RYAN 09-23-93	NAME
0 PLC ± .005	1 PLC ± .005	2 PLC ± .005	3 PLC ± .005	4 PLC ± .005	APPLICATION SPEC
MATERIAL		WEIGHT 0.000000		SIZE CAGE CODE DRAWING NO. RESTRICTED TO	
FINISH		CUSTOMER DRAWING		SCALE 2:1 SHEET 1 OF 1 REV G	

STE TE Connectivity
MODULE, FEED-THROUGH ASSEMBLY, SIZE 16 TJ