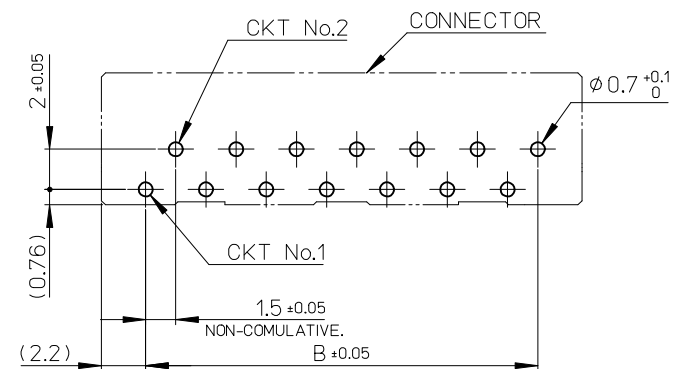
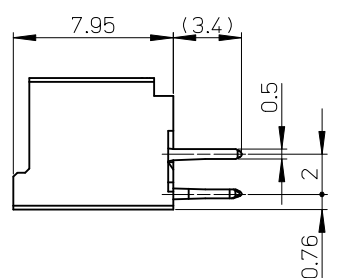
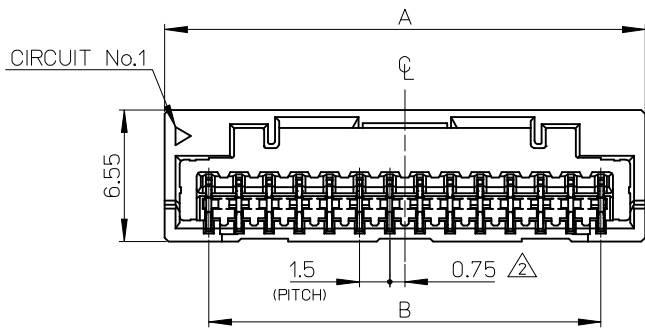
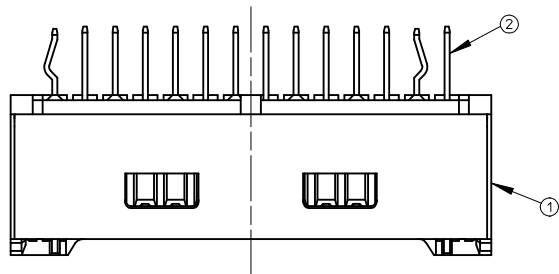
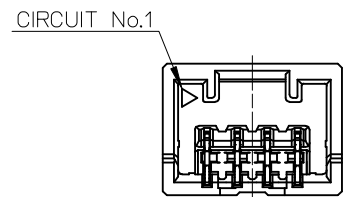
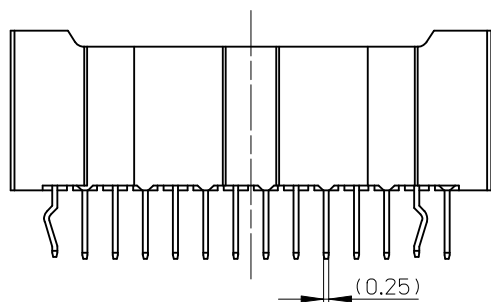


10 9 8 7 6 5 4 3 2 1



基板取付穴推奨寸法 (マウント面)
RECOMMENDED P.C.BOARD
HOLE DIMENSION
(MOUNTING SIDE)
(t=1.6)



2~11極 CIRCUIT No.1
CIRCUIT No.1 OF 2-11 CIRCUIT

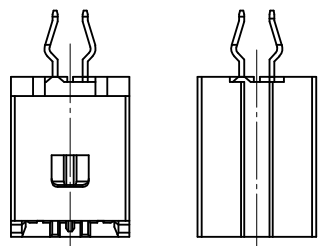
26.8	21	25.4	503159-15**	15
25.3	19.5	23.9	503159-14**	14
23.8	18	22.4	503159-13**	13
22.3	16.5	20.9	503159-12**	12
20.8	15	19.4	503159-11**	11
19.3	13.5	17.9	503159-10**	10
17.8	12	16.4	503159-09**	9
16.3	10.5	14.9	503159-08**	8
14.8	9	13.4	503159-07**	7
13.3	7.5	11.9	503159-06**	6
11.8	6	10.4	503159-05**	5
10.3	4.5	8.9	503159-04**	4
8.8	3	7.4	503159-03**	3
7.3	1.5	5.9	503159-02**	2
C	B	A	TRAY PACKAGE	CIRCUIT
				ORDER No.

No.	部品 PART	材料 MATERIAL
①	ハウジング HOUSING	ポリアミド (PA) UL94V-0 POLYAMIDE UL94V-0 色 : 注記 5. 参照 COLOR : SEE NOTES 5.
②	ターミナル TERMINAL	銅合金 COPPER ALLOY 錫めっき (1.0 μm 以上) TIN PLATING OVERALL SURFACES (1.0 MICROMETER MINIMUM) 下地 : ニッケルめっき (1.0 μm 以上) UNDER PLATE : NICKEL OVERALL (1.0 MICROMETER MINIMUM)

REVISED EC NO: J2014-1798 G DRWN:YAJIMA01 2014/06/10 CHKD:KASAKAWA 2014/06/11 APPR:NUKITA 2014/06/12	DESCRIPTION REV	GENERAL TOLERANCES (UNLESS SPECIFIED)		DIMENSION STYLE MM ONLY		SCALE 4:1	DESIGN UNITS METRIC	THIRD ANGLE PROJECTION	
		10 UNDER	± 0.2	DRAWN BY SKUROSE	DATE 2008/09/03	TITLE 1.5 W/B CONN. SINGLE DIP ST REC. ASS'Y 2-15CKT WITHOUT BOSS			
		10 OVER 30 UNDER	± 0.25	CHECKED BY KASAKAWA	DATE 2008/09/03	molex			
		30 OVER	± 0.3	APPROVED BY SICHIKAWA	DATE 2008/09/03				
		ANGULAR ± 3 °		DRAFT WHERE APPLICABLE MUST REMAIN WITHIN DIMENSIONS		MATERIAL NO. SEE TABLE		DOCUMENT NO. SD-503159-002	SHEET NO. 1 OF 3
THIS DRAWING CONTAINS INFORMATION THAT IS PROPRIETARY TO MOLEX INCORPORATED AND SHOULD NOT BE USED WITHOUT WRITTEN PERMISSION									

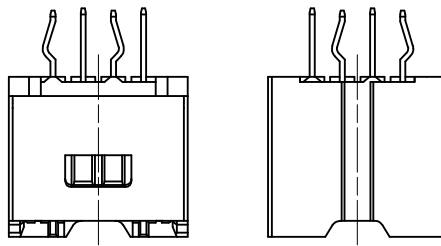
9 8 7 6 5 4 3 2

10 9 8 7 6 5 4 3 2 1



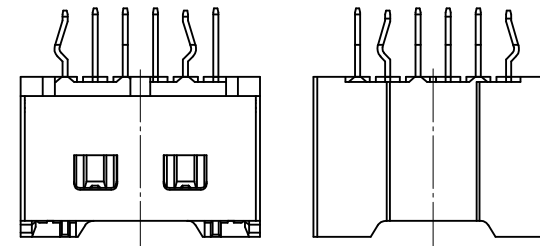
2~3 極形状 (ロック面及び反ロック面)

FIGURE OF 2-3 CIRCUIT (LOOK SIDE AND UN-LOCK SIDE)



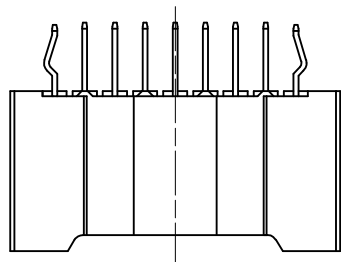
4~5 極形状 (ロック面及び反ロック面)

FIGURE OF 4-5 CIRCUIT (LOOK SIDE AND UN-LOCK SIDE)



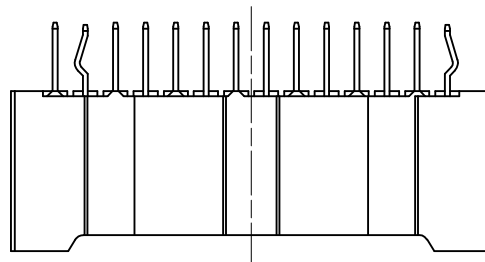
6~7 極形状 (ロック面及び反ロック面)

FIGURE OF 6-7 CIRCUIT (LOOK SIDE AND UN-LOCK SIDE)



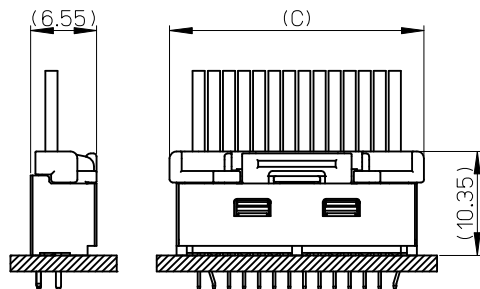
8~10 極形状 (反ロック面)

FIGURE OF 8-10 CIRCUIT (UN-LOCK SIDE)



11~15 極形状 (反ロック面)

FIGURE OF 11-15 CIRCUIT (UN-LOCK SIDE)



嵌合図 (SCALE 2:1)

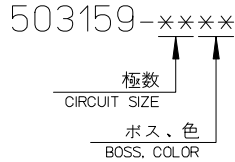
MATED CONNECTORS (SCALE 2:1)

REVISED EC NO: J2014-1798 DRWN:YAJIMA01 2014/06/10 CHKD:KASAKAWA 2014/06/11 APPR:NUKITA 2014/06/12	DESCRIPTION	GENERAL TOLERANCES (UNLESS SPECIFIED)		DIMENSION STYLE	SCALE	DESIGN UNITS	THIRD ANGLE PROJECTION
				MM ONLY		METRIC	
		10 UNDER	±0.2	DRAWN BY	DATE	TITLE	
		10 OVER 30 UNDER	±0.25	SKUROSE	2008/09/03	1.5 W/B CONN. SINGLE DIP ST REC. ASS'Y 2-15CKT WITHOUT BOSS	
30 OVER	±0.3	CHECKED BY	DATE				
		ANGULAR	±3 °	KASAKAWA	2008/09/03	molex	
		DRAFT WHERE APPLICABLE MUST REMAIN WITHIN DIMENSIONS		APPROVED BY	DATE		
				SICHIKAWA	2008/09/03	DOCUMENT NO.	SHEET NO.
				SEE TABLE		SD-503159-002	2 OF 3
				SIZE	THIS DRAWING CONTAINS INFORMATION THAT IS PROPRIETARY TO MOLEX INCORPORATED AND SHOULD NOT BE USED WITHOUT WRITTEN PERMISSION		
				A3			

9 8 7 6 5 4 3 2

NOTES

1. 嵌合相手 : 502578 シリーズ
MATE WITH : 502578 SERIES.
- △ 極数/2 = 偶数に適用
APPLY FOR CIRCUIT SIZE/2=EVEN.
3. 端子テール部に錫めっきを使用している為、外観に摺動痕が付く場合があります。
THE WOUND OF FRICTION MIGHT ADHERE TO EXTERNALS
BECAUSE THE TIN PLATING IS USED FOR THE TAIL.
4. 製品番号
MATERIAL No.



ボス無し		
CIRCUIT	No.	COLOR
02~15	0	ベージュ BEIGE
	1	黒 BLACK
	2	赤 RED
	3	黄 YELLOW
	4	青 BLUE
	5	桃 PINK
	6	緑 GREEN
	7	茶 BROWN
	8	橙 ORANGE
02~05	1	灰 GRAY
	4	水 PALE BLUE
	6	黄緑 YELLOWISH GREEN
02	3	蛍光黄 FLUORESCENCE YELLOW

5. 本製品のプラスチック部に黒点・白点等が確認される場合や色合いが異なる場合がありますが、製品性能に影響はありません。
THERE IS NO INFLUENCE IN THE PRODUCT PERFORMANCE THOUGH THE BLACK AND WHITE SPOT ETC. MIGHT BE CONFIRMED TO THE PLASTIC PART OF THIS PRODUCT AND THE SHADE MIGHT BE DIFFERENT.
6. ELV及びRoHS 適合品
ELV AND RoHS COMPLIANT
7. ボス有形状は“SD-503159-001”を参照願います。
REFER TO “SD-503159-001” FOR WITH BOSS.

REVISED EC NO: J2014-1798 DRWN:TYAJIMA01 2014/06/10 CHKD:KASAKAWA 2014/06/11 APPR:NUKITA 2014/06/12	DESCRIPTION	GENERAL TOLERANCES (UNLESS SPECIFIED)		DIMENSION STYLE MM ONLY		SCALE 4:1	DESIGN UNITS METRIC	THIRD ANGLE PROJECTION	
		10 UNDER	±0.2	DRAWN BY TYAJIMA01	DATE 2014/06/10	TITLE 1.5 W/B CONN. SINGLE DIP ST REC. ASS'Y 2-15CKT WITHOUT BOSS			
		10 OVER 30 UNDER	±0.25	CHECKED BY KASAKAWA	DATE 2014/06/11				
		30 OVER	±0.3	APPROVED BY NUKITA	DATE 2014/06/12				
REV G	DESCRIPTION	ANGULAR ±3 ° DRAFT WHERE APPLICABLE MUST REMAIN WITHIN DIMENSIONS		MATERIAL NO. SEE TABLE		DOCUMENT NO. SD-503159-002		SHEET NO. 3 OF 3	
		SIZE A3 THIS DRAWING CONTAINS INFORMATION THAT IS PROPRIETARY TO MOLEX INCORPORATED AND SHOULD NOT BE USED WITHOUT WRITTEN PERMISSION							