

### Data Sheet

**Total Power:** 50 Watts  
**Input Voltage:** 12 V, 24 V or 48 V  
**# of Outputs:** Single

### SPECIAL FEATURES

- Encapsulated
- Wide 4:1 input range
- 1" x 2" DIP package
- 1500 Vdc I/O isolation
- Single and Dual output
- OCP, OVP, OTP Protection
- Remote On/Off
- Operating Temp. Range -40°C to +85 °C (With derating)

### SAFETY

- UL/cUL 60950-1 (CSA)
- IEC/EN 60950-1



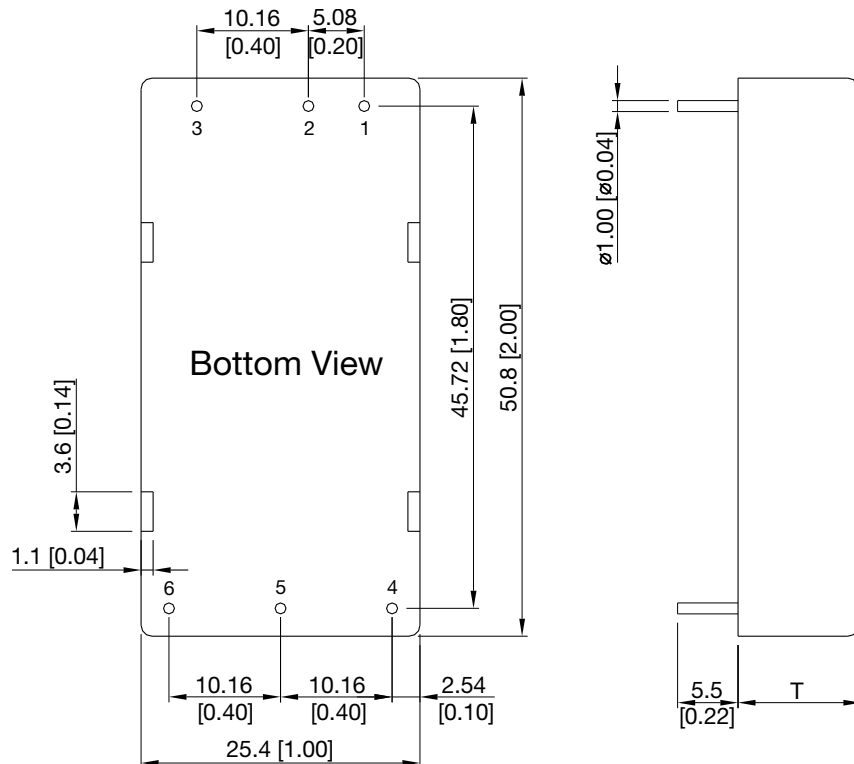
### Electrical Specifications

Input	
Input range:	9 to 36 Vdc; 18 to 75 Vdc
Efficiency <sup>2</sup> :	92% @ 12 Vo
Output	
Voltage tolerance:	±1.0%
Line regulation:	±0.5%
Load regulation:	Single output: ±0.5%
Noise/ripple:	3.3 Vo, 5 Vo: 100 mV Others: 150 mV
OCP and S/C protection:	Hiccup
Over voltage protection:	Latched
OTP protection:	Latched
Switching frequency:	285 KHz
Temperature coefficient:	±0.02 /°C
Isolation	
I/O isolation	1500 Vdc min.
Insulation resistance:	1000 Mohm
Insulation capacitance:	2200 pF

### Environmental Specifications

<b>Operating ambient temperature range:</b>	-40 °C to +85 °C
<b>Storage temperature:</b>	-50 °C to +125 °C
<b>Humidity:</b>	5% to 95% (non-condensing)
<b>Calculated MTBF:</b>	233 Khrs

## Mechanical Drawings



Pin Connectors	
Pin No.	Single Output
1	+Vin
2	-Vin
3	Remote On/Off
4	+Vout
5	-Vout
6	Trim

T: 11.0 mm (0.43 inch) for 24 V Output Models  
 T: 10.2 mm (0.40 inch) for Other Output Models

- All dimensions in mm (inches)
- Tolerance: X.X±0.25 (X.XX±0.01)  
 X.XX±0.13 (X.XXX±0.005)
- Pin diameter  $\varnothing 1.0 \pm 0.05$  (0.04±0.002)

## Physical Characteristics

<b>Case Size (24 V Output):</b>	50.8 x 25.4 x 11 mm (2.0 x 1.0 x 0.43 inches)
<b>Case Size (Other Output):</b>	50.8 x 25.4 x 10.2 mm (2.0 x 1.0 x 0.40 inches)
<b>Case Material:</b>	Aluminium Alloy, Black Anodized Coating
<b>Base Material:</b>	FR4 PCB (flammability to UL 94V-0 rated)
<b>Pin Material:</b>	Copper Alloy with Gold Plate Over Nickel Subplate
<b>Weight:</b>	30 g

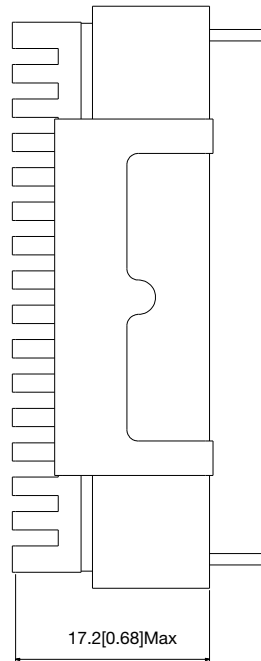
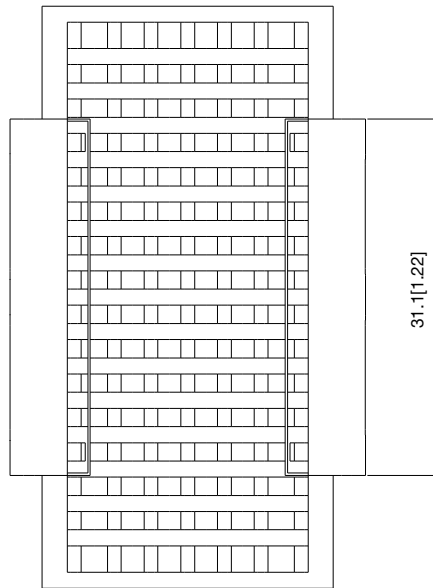
## Ordering Information

Model Number	Input Voltage	Output 1 Voltage	Maximum Power
AEE10F18-L	9 - 36 V	3.3 V @ 10 A	33 W
AEE10A18-L	9 - 36 V	5 V @ 10 A	50 W
AEE04B18-L	9 - 36 V	12 V @ 4.17 A	50 W
AEE03C18-L	9 - 36 V	15 V @ 3.33 A	50 W
AEE02H18-L	9 - 36 V	24 V @ 2.08 A	50 W
AEE10F36-L	18 - 75 V	3.3 V @ 10 A	33 W
AEE10A36-L	18 - 75 V	5 V @ 10 A	50 W
AEE04B36-L	18 - 75 V	12 V @ 4.17 A	50 W
AEE03C36-L	18 - 75 V	15 V @ 3.33 A	50 W
AEE02H36-L	18 - 75 V	24 V @ 2.08 A	50 W

To order the converter with heatsink, please add a suffix -HS (e.g. AEE10F18-LHS) to order code.

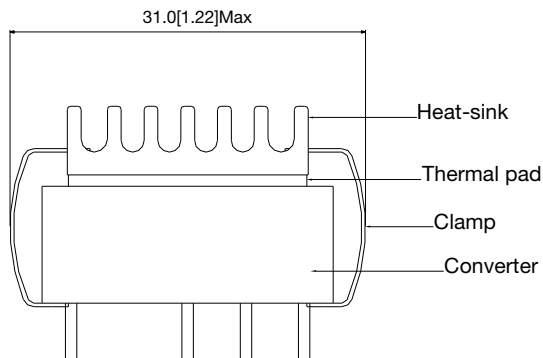
## Mechanical Drawings

### Heatsink (Option -HS)



The advantages of adding a heatsink are:

1. To help heat dissipation and increase the stability and reliability of DC/DC converters at high operating temperature atmosphere.
2. To upgrade the operating temperature of DC/DC converters, please refer to Derating Curve.



### Physical Characteristics

<b>Heatsink Material:</b>	Aluminum
<b>Finish:</b>	Black Anodized Coating
<b>Weight:</b>	9 g

**Notes:**

1. All specifications are subject to change without notice. Mechanical drawings are for reference only.
2. Warranty: 3 yr
3. Label and logo appearance may vary from what is shown on mechanical drawings.

## WORLDWIDE OFFICES

### Americas

2900 S.Diablo Way  
Tempe, AZ 85282  
USA  
+1 888 412 7832

### Europe (UK)

Waterfront Business Park  
Merry Hill, Dudley  
West Midlands, DY5 1LX  
United Kingdom  
+44 (0) 1384 842 211

### Asia (HK)

14/F, Lu Plaza  
2 Wing Yip Street  
Kwun Tong, Kowloon  
Hong Kong  
+852 2176 3333

**ARTESYN**<sup>™</sup>  
EMBEDDED TECHNOLOGIES

[www.artesyn.com](http://www.artesyn.com)

While every precaution has been taken to ensure accuracy and completeness in this literature, Artesyn Embedded Technologies assumes no responsibility, and disclaims all liability for damages resulting from use of this information or for any errors or omissions. Artesyn Embedded Technologies, Artesyn and the Artesyn Embedded Technologies logo are trademarks and service marks of Artesyn Embedded Technologies, Inc. All other names and logos referred to are trade names, trademarks, or registered trademarks of their respective owners. © 2014 Artesyn Embedded Technologies, Inc.

For more information: [www.artesyn.com/power](http://www.artesyn.com/power)  
For support: [productsupport.ep@artesyn.com](mailto:productsupport.ep@artesyn.com)