

7

6

5

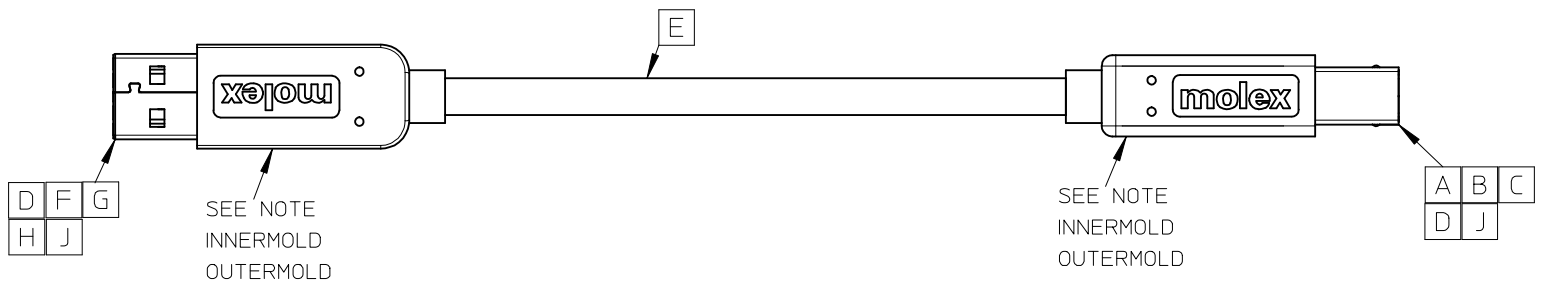
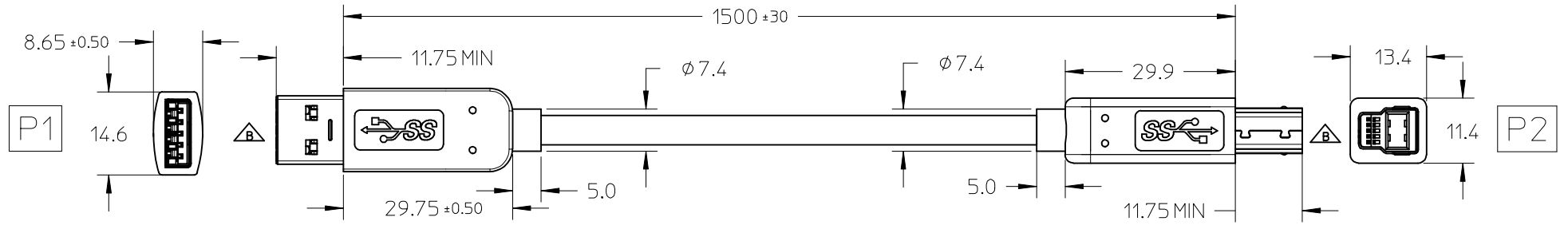
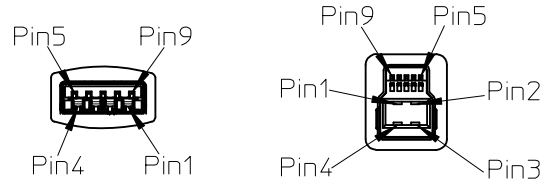
4

3

2

1

REVISIONS				
EC NO	DATE	REV	DESCRIPTION	CHANGER
N/A	2013/12/13	A	INITIAL RELEASE.	IFEI
CY14-6253	2014/03/10	B	TO MODIFY THE CHARACTERISTIC OF CONNECTORS.	IFEI



WIRING CHART			
P1	SIGNAL NAME	WIRE COLOUR	P2
1	VBUS	RED	1
2	D-	WHITE	2
3	D+	GREEN	3
4	GND	BLACK	4
5	Std_SSRX-	BLUE	5
6	Std_SSRX+	YELLOW	6
7	GND_DRAIN	GND_DRAIN	7
8	Std_SSTX-	PURPLE	8
9	Std_SSTX+	ORANGE	9
SHELL	SHIELD	BRAID	SHELL

J	HST F 1.5MM 125C (UL) BLK HF	A/R	
H	FRONT METAL FOR STD A PLUG		1
G	USB 3.0 STD A CONNECTOR ASSY		1
F	REAR METAL FOR STD A PLUG		1
E	USB 3.0 CABLE(2P+1P)*28*2C*24,SHLD,PVC,BK,5.0,UL2725	A/R	
D	PRE-CUT COPPER FOIL 25*5		2
C	REAR METAL SHELL FOR B PLUG		1
B	STD B CONNECTOR ASSY		1
A	FRONT METAL SHELL FOR B PLUG		1
ITEM	DESCRIPTION	L(MM)	QTY

SEE REVISIONS EC NO: CPG2014-2620 DRWN: IFEI 2014/02/24 CHKD: APPR: RTSAI 2014/03/11	QUALITY SYMBOLS $\nabla_F = 0$ $\nabla_F = 0$ $\nabla_F = 0$	GENERAL TOLERANCES (UNLESS SPECIFIED)		DIMENSION STYLE MM ONLY		SCALE 1:1	DESIGN UNITS METRIC	THIRD ANGLE PROJECTION		
		4 PLACES ± --- ± --- 3 PLACES ± --- ± --- 2 PLACES ± 0.25 ± --- 1 PLACE ± 0.5 ± --- 0 PLACE ± --- ± ---		mm INCH		DRAWN BY DATE IFEI 2014/01/14		TITLE USB 3.0 A MALE TO B MALE 1.5M		
		APPROVED BY DATE RTSAI 2014/01/17		MATERIAL NO. 687890005		DOCUMENT NO. SD-68789-011		SHEET NO. 1 OF 2		
		ANGULAR ± 3 ° DRAFT WHERE APPLICABLE MUST REMAIN WITHIN DIMENSIONS		SIZE $\Delta 4$		THIS DRAWING CONTAINS INFORMATION THAT IS PROPRIETARY TO MOLEX INCORPORATED AND SHOULD NOT BE USED WITHOUT WRITTEN PERMISSION				

6

5

4

3

2

1

7

6

5

4

3

2

1

NOTE:**1. OVERMOLDING SPECIFICATION:**

- 1.1 INNER MOLDING: PE RESIN
1.2 OUTER MOLDING: PVC RESIN

2. APPLICATION CONDITION

- 2.1 WORKING TEMPERATURE: 0° — +50°
2.2 STORAGE TEMPERATURE: -20° — +60°

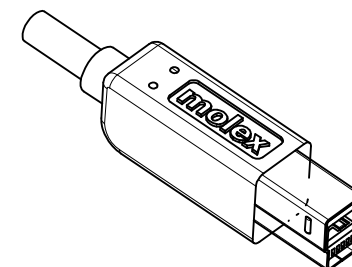
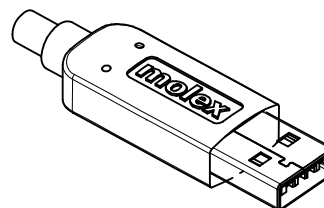
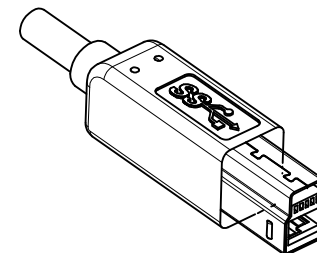
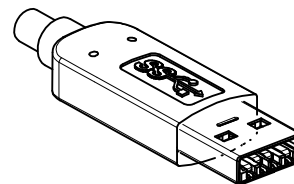
3. MECHANICAL PERFORMACNE

- 3.1. CABLE ASSLY CAN PASS FLEXING TEST IN 100 CYCLES AT EACH OF 2 PLANES, PER EIA364-41 CONDITION I.
3.2. CABLE ASSEMBLY SR AREA SHOULD WITHSTAND A PULL FORCE 40N FOR ONE MINUTE WITHOUT COSMETIC AND FUNCTION DAMAGE.

4. ELECTRICAL PERFORMACNE

- 4.1 CURRENT RATING:1.8A FOR POWER WIRE/ 0.25A FOR SIGNAL WIRE
4.2 VOLTAGE RATING:30V AC

5. THIS PRODUCT MUST MEET THE EU RoHS CHEMICAL SUBSTANCES SPECIFICATION FOR PRODUCTS (2011/65/EU).



SEE REVISIONS EC NO: CPG2014-2620 DRWN: IFEI CHKD: APPR: RTSAI	2014/02/24 2014/03/11	DESCRIPTION REV	QUALITY SYMBOLS	GENERAL TOLERANCES (UNLESS SPECIFIED)		DIMENSION STYLE MM ONLY		SCALE 1:1	DESIGN UNITS METRIC	THIRD ANGLE PROJECTION	
			$\nabla_F = 0$	4 PLACES	± ---	± ---	mm	INCH	DRAWN BY IFEI	DATE 2014/01/14	TITLE USB 3.0 A MALE TO B MALE 1.5M
			$\nabla_F = 0$	3 PLACES	± ---	± ---			CHECKED BY	DATE	
			$\nabla_F = 0$	2 PLACES	± 0.25	± ---			APPROVED BY RTSAI	DATE 2014/01/17	
			1 PLACE	± 0.5	± ---						
			0 PLACE	± ---	± ---						
			ANGULAR ± 3 °		MATERIAL NO. 687890005		DOCUMENT NO. SD-68789-011		SHEET NO. 2 OF 2		
			DRAFT WHERE APPLICABLE MUST REMAIN WITHIN DIMENSIONS		SIZE A4		THIS DRAWING CONTAINS INFORMATION THAT IS PROPRIETARY TO MOLEX INCORPORATED AND SHOULD NOT BE USED WITHOUT WRITTEN PERMISSION				

6

5

4

3

2

1