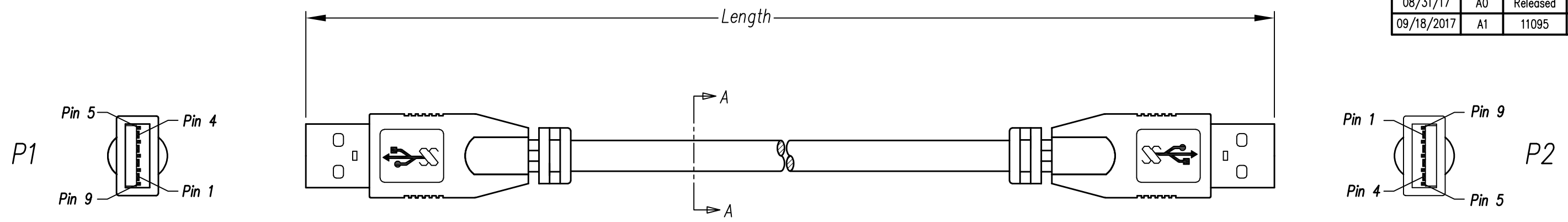


DATE	REV	ECN	APP'D. BY
08/31/17	A0	Released	JRC
09/18/2017	A1	11095	GWL



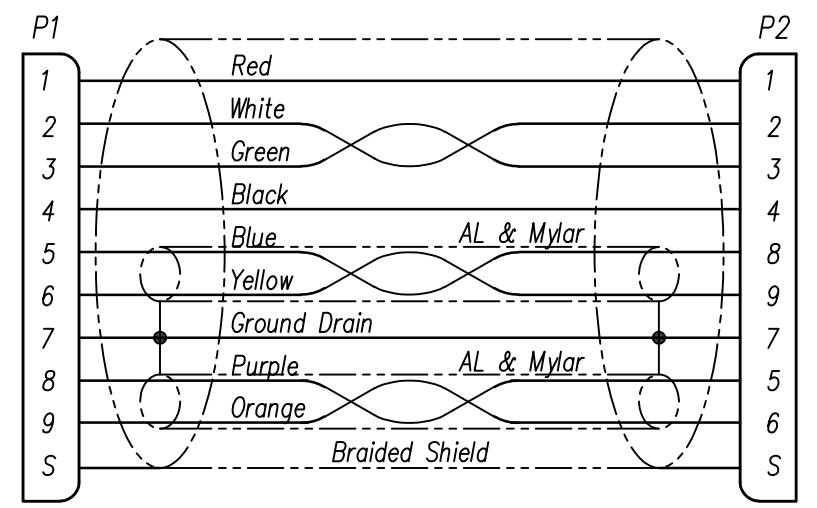
Notes:

- 1) Each cable assembly to be individually bagged.
- 2) Cable Construction USB 3.0:
 - 28 AWG 1 Twisted Pair
 - 28 AWG +D +AL MY x 2 Twisted Pair
 - 24 AWG x 2C
 - AMA BRAID 85%
 - 5.8mm OD
 - Black PVC Jacket
- 3) CONNECTOR P1 & P2: USB A Male 3.0 Blue Insulator, Gold flash on contacts, Nickel Plated Shell
- 4) Hood P1 & P2: Molded Black PVC Strain Relief
- 5) All cables tested for Continuity & Shorts

P/N Key:

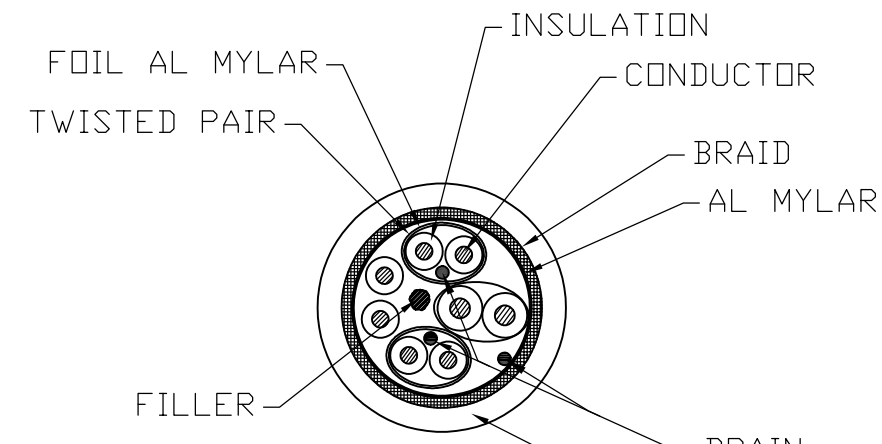
SC-3AAKxxxF
 Length
 003 = 3 Ft
 006 = 6 Ft

Wiring Map: USB 3.0 Super Speed




Example Parts Numbers

Feet	
P/N	Length
SC-3AAK003F	3'
SC-3AAK006F	6'



For Part Numbers Not Shown Follow Part Number Key Format



THIRD ANGLE PROJECTION	
DO NOT SCALE DRAWING	
DRAWING IS SUBJECT TO CHANGE WITHOUT NOTICE	
DIMENSIONS: INCHES [METRIC]	
UNLESS OTHERWISE SPECIFIED TOLERANCES ARE ±.005 [0.13] ANGLES ARE ± 1°	
SHEET NO. 1 OF 1	

 11118 Susquehanna Trail South Glen Rock, PA 17327-9199 (717) 235-7512 http://www.stewartconnector.com	Cable Assembly, USB 3.0, Type A/M - Type A/M, Black	
	DRN BY: KAC APPD BY: JRC DWG NO. CT999148	DATE 08/24/17 DATE 08/31/17 REV. A1

ASSEMBLY FORMAT REV. 6/3/05