THIS DRAWING IS UNPUBLISHED. DIFFUSION RESTREINTE
RELEASED FOR PUBLICATION .19 . LIBRE A LA DIFFUSION
© COPYRIGHT 19 BY AMP INCORPORATED. ALL RIGHTS RESERVED. TOUS DROITS RESERVES

LOC	DIST
F	-

REVISIONS

P	LTR	DESCRIPTION MODIFICATIONS	DATE	DWN DESS.	APVD APP.
	D	AJOUT DE LA COTE 4.4+/-0.1	09-OCT-00	S.I	J.R
	E	CREATION -5 A -8	02-FEV-01	A.D	J.L
	F	NOUVELLE REF. AVEC 3 CONTACTS DORES	12-AUG-04	NT.N	J.L
	G	CORRECT A DRAWING ERROR :2.9 REPLACE 3.2	11-JUL-07	NT.N	J.L

NOTES:

1. DATE CODE
   Date code
2. AMP LOGO
   Logo d´AMP
3. ASSY PART NUMBER
   Référence du produit assemblé
4. REVISION STATUS
   Révision du moule
5. CAVITY MARKING
   N° d´empreinte du moule
6. MATERIAL : PBT-20GF
   Matière

■ CAPABILITY DIMENSION FOR THE TOOLINGS QUALIFICATION ONLY
Côte de capabilités uniquement pour la qualification d´outillages

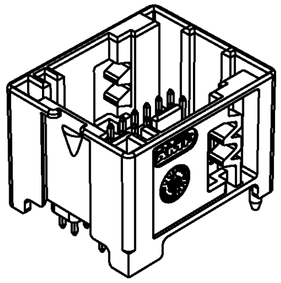

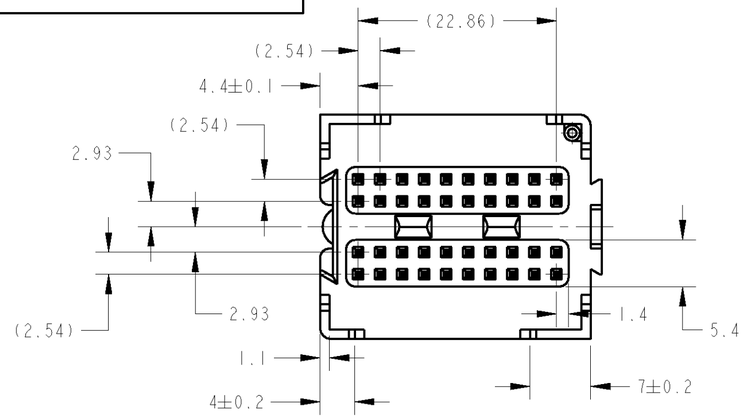

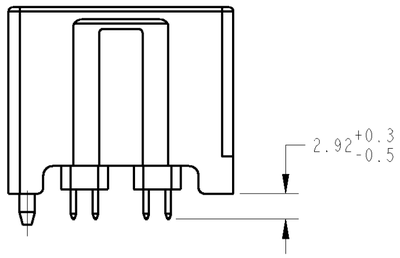

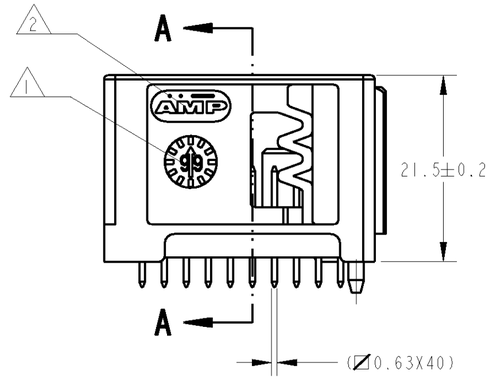

SECTION **A-A**
(COUPE)

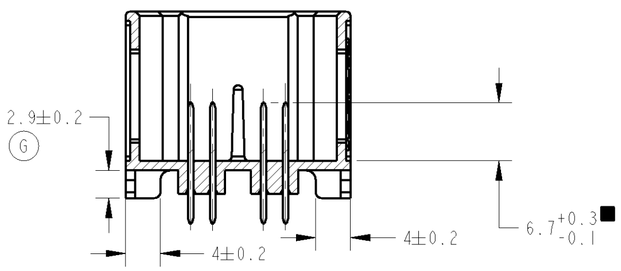

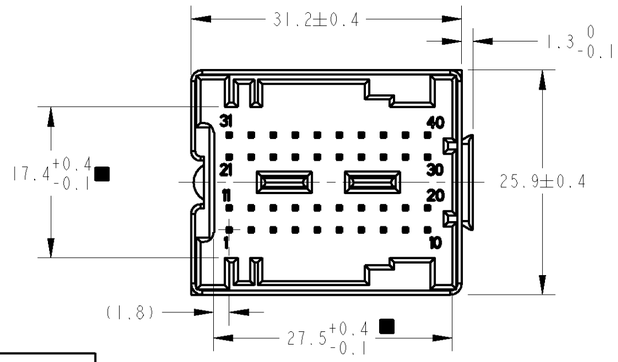

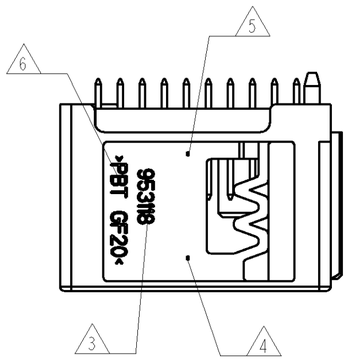

RECOMMENDED PCB,HOLE CONFIGURATION
RECOMMANDATION DE L´IMPLANTATION DE C.I.

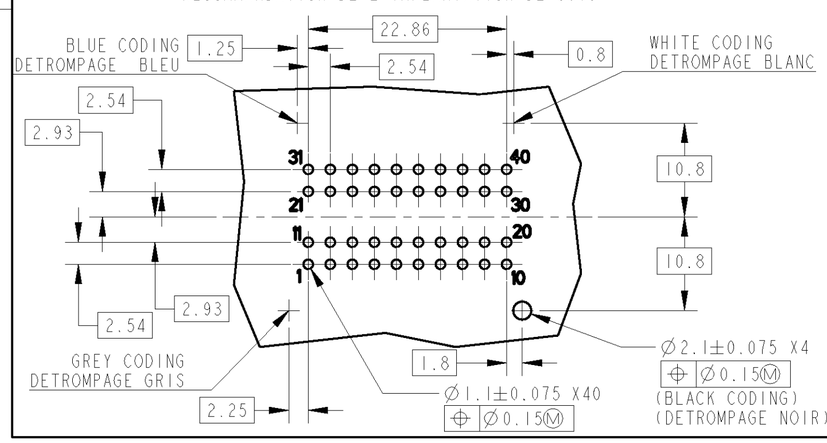

COLOR / COULEUR

BLUE Bleu	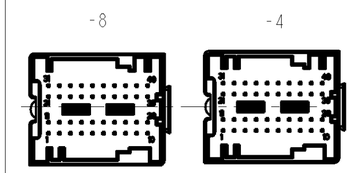 -8 -4	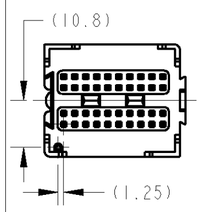 (10.8) (1.25)	1-953118-4	(1 to 10) tin+gold (11 to 40) tin plated
			0-953118-4 or 0-953118-8	(1 to 40) tin plated
WHITE Blanc	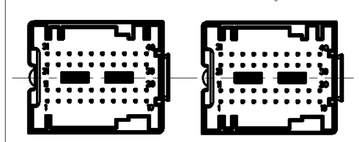 -7 -3	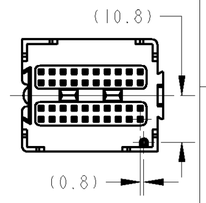 (10.8) (0.8)	(F) 1-953118-3	(8 to 10) tin+gold (1 to 7 & 11 to 40) tin plated
			0-953118-3 or 0-953118-7	(1 to 40) tin plated
GREY Gris	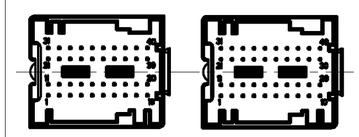 -6 -2	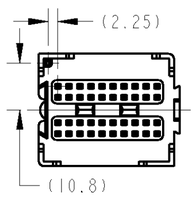 (2.25) (10.8)	0-953118-2 or 0-953118-6	(1 to 40) tin plated
BLACK Noir	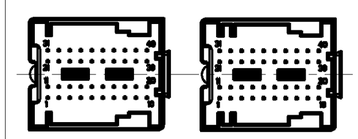 -5 -1	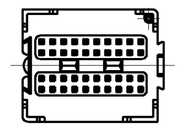	0-953118-1. or 0-953118-5	(1 to 40) tin plated
	SCALE /ECH.1:1	SCALE / ECH. 1:1		
	CODING FROM MATING SIDE DETROMPAGE DU COTE CONNECTEUR	CODING FROM PCB SIDE DETROMPAGE DU COTE C.I	ASSY P/N REF. ASSEMBLEE	CONTACT PIN BROCHE

THIS DRAWING IS A CONTROLLED DOCUMENT FOR AMP INCORPORATED. IT IS SUBJECT TO CHANGE AND THE CONTROLLING ENGINEERING ORGANIZATION SHOULD BE CONTACTED FOR THE LATEST REVISION. CE PLAN EST UN DOCUMENT CONTROLE PAR AMP INCORPORATED. IL EST SUSCEPTIBLE D'ETRE REVISE. CONTACTER LE SERVICE TECHNIQUE D'AMP DE FRANCE POUR OBTENIR LA DERNIERE REVISION.

DIMENSIONS: mm

TOLERANCES UNLESS OTHERWISE SPECIFIED:
TOLERANCES NON SPECIFIEES (SUIV NB DE DECIMALES)
1 PLC /DEC ±-
2 PLC /DEC ±0.3
3 PLC /DEC ±-
4 PLC /DEC ±-
5 PLC /DEC ±-
ANGLES ±5°
FINISH FINITION -

MATERIAL MATIERE PBT 20GF

DWN /DESSINE S.IVANOVIC 20-Nov-97
CHK /VERIFIE J.LALANGE -
APVD /APROUVE J.REVIL -
PRODUCT SPEC SPEC. PRODUIT 108-15191
APPLICATION SPEC SPEC. APPLICATION -
WEIGHT MASSE APPROX. 9g

AMP DE FRANCE
95301 PONTOISE

NAME TITRE: EMBASE 40 VOIES MQS DROITE
HEADER ASSY,40 POSN,STRAIGHT,MQS
-

SIZE FORMAT	CAGE CODE	DRAWING NO No PLAN	RESTRICTED TO RESERVE A
A2	00779	C-953118	-

CUSTOMER DRAWING /PLAN CLIENT UNIQUEMENT POUR REFERENCE | SCALE ECHELLE 2 : 1 | SHEET FEUILLE 1 | OF DE 1 | REV G

AMP 1471-9 REV 27JUN96