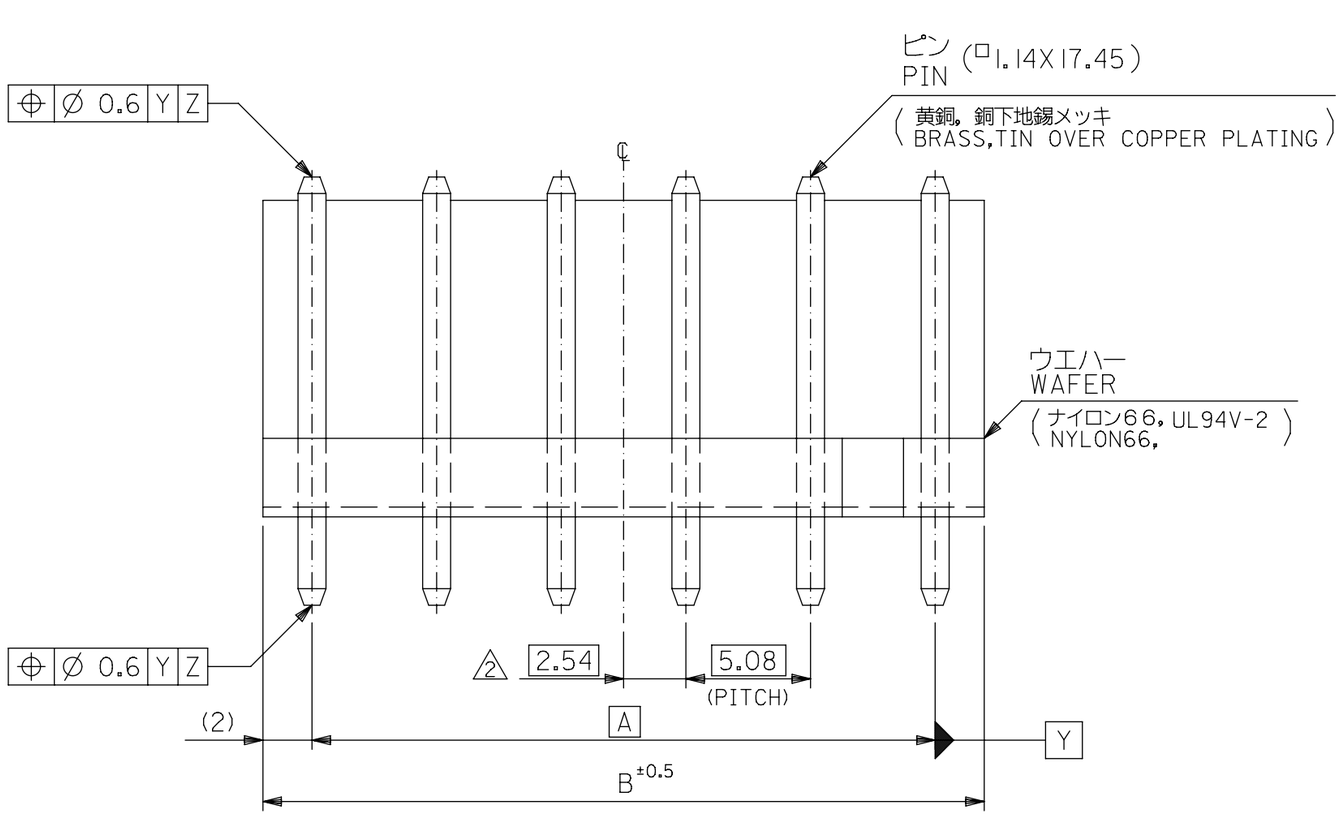

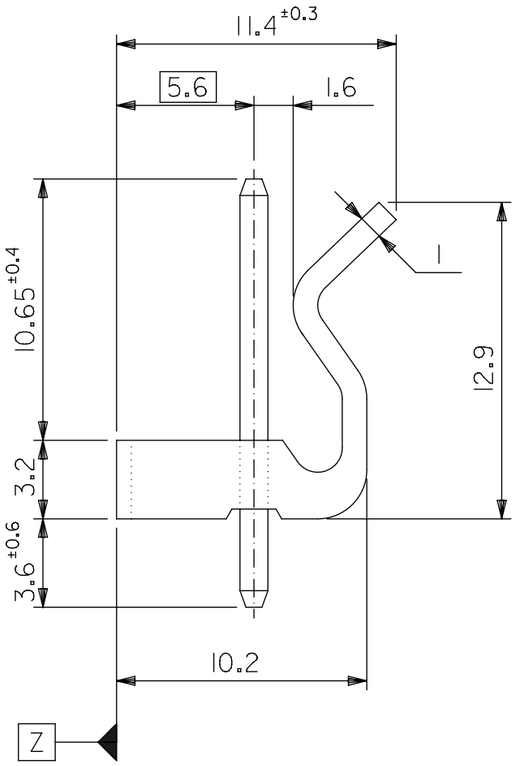

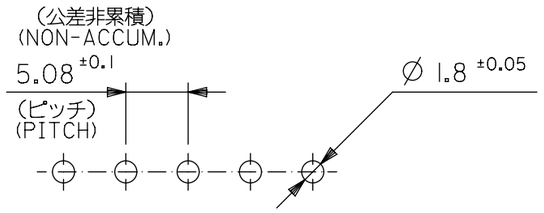

基板取付穴推奨寸法
RECOMMENDED P.C.B.HOLE DIMENSION

注記
NOTE

1 ウエハーのそりは，長さ 25.4 に対して0.24 MAX..
CAMBER MUST BE 0.24 MAX. PER 25.4

2 全極数が偶数の場合のみ適用。
TO BE APPLIED ONLY WHEN ALL CKTS. ARE EVEN.

B	A	EDP NO.	ENG. NO.	極数 NO. OF CKTS.
49.72	45.72	10-32-1101	5281-10A	10
44.64	40.64	-1091	-09A	9
34.48	30.48	-1071	-07A	7
29.4	25.4	-1061	-06A	6
24.32	20.32	-1051	-05A	5
19.24	15.24	-1041	-04A	4
14.16	10.16	-1031	-03A	3
9.08	5.08	10-32-1021	5281-02A	2

THIS DRAWING CONTAINS INFORMATION THAT IS PROPRIETARY TO MOLEX ELECTRONIC TECHNOLOGIES, LLC AND SHOULD NOT BE USED WITHOUT WRITTEN PERMISSION

GENERAL TOLERANCES (UNLESS SPECIFIED)	
10 UNDER	±0.15
10 OVER 30 UNDER	---
30 OVER	---

DIMENSION UNITS: mm | SCALE: 4:1

GENERAL TOLERANCES (UNLESS SPECIFIED)

	MM	INCH
4 PLACES	±	±
3 PLACES	±	±
2 PLACES	±	±
1 PLACE	±	±
0 PLACES	±	±
ANGULAR TOL	± 1.0 °	

DRAFT WHERE APPLICABLE MUST REMAIN WITHIN DIMENSIONS

CURRENT REV DESC:

EC NO: 620398
DRWN: AKUMAR19 2018/12/21
CHK'D: GGA 2019/10/18
APPR: GGA 2019/10/18

INITIAL REVISION:
DRWN: TYAJIMA01 2014/03/13
APPR: NUKITA 2014/03/13

THIRD ANGLE PROJECTION | DRAWING: A3-SIZE | SERIES: 5281

molex

KK 5.08 WAFER ASSY
WITH LOCK

PRODUCT CUSTOMER DRAWING

DOCUMENT NUMBER	DOC TYPE	DOC PART	REVISION
SD-5281-001	PSD	001	J

MATERIAL NUMBER	CUSTOMER	SHEET NUMBER
SEE TABLE	GENERAL MARKET	1 OF 1

DOCUMENT STATUS	P1	RELEASE DATE	2019/10/18 07:52:27

FORMAT: Met-Ipa-master-tb-prod-A3
REVISION: D
DATE: 2018/01/18