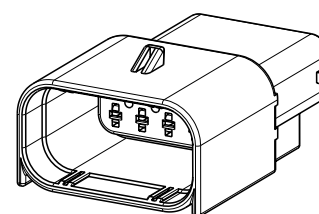
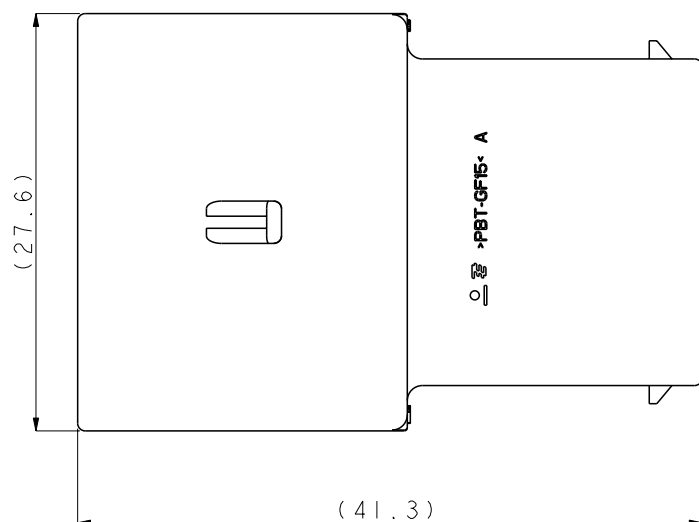
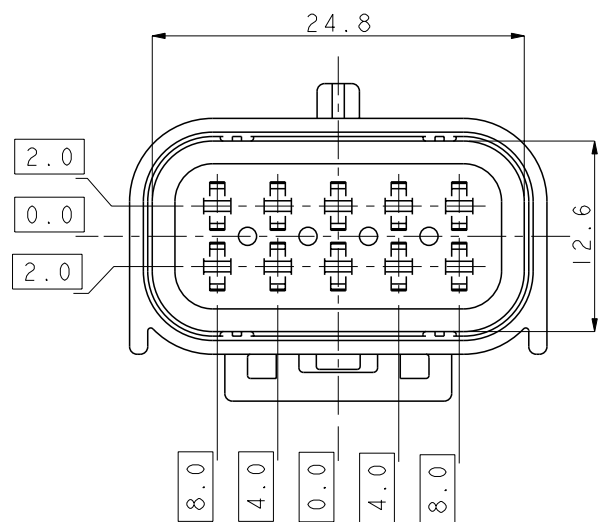


THIS DRAWING IS UNPUBLISHED. RELEASED FOR PUBLICATION 20  
COPYRIGHT 20 BY - ALL RIGHTS RESERVED.

REVISIONS

P	LTR	DESCRIPTION	DATE	DWN	APVD
C		REVISED ( ECR-20-015707 )	07.DEC.'20	JS	YJ

CODING-A(P/N: 1897725-2)



ISO VIEW

TABLE 1. APPLICABLE TAB CONTACT.

TAB	PART NO.	WIRE RANGE(mm <sup>2</sup> )	INSULATION DIA.(mm) (FLR)
MCP 1.5	969028	0.2-0.5	1.2-1.6
	964269	0.5-1.0	1.4-2.1
	△ 1703278	1.25-1.5	1.4-2.1

TABLE 2. APPLICABLE SINGLE WIRE SEALS.

WIRE RANGE(mm <sup>2</sup> )	INSULATION DIA.(mm)	COLOR	PART NO.
0.35-0.50	1.2~1.6	RED	964971-1
0.50-0.75	1.4~1.9	GRAY	963530-1
1.0	1.9~2.1	YELLOW	964972-1
△ 1.25	1.9~2.4	ORANGE	2112323-1

CODING-B(P/N: 1-1897725-3)

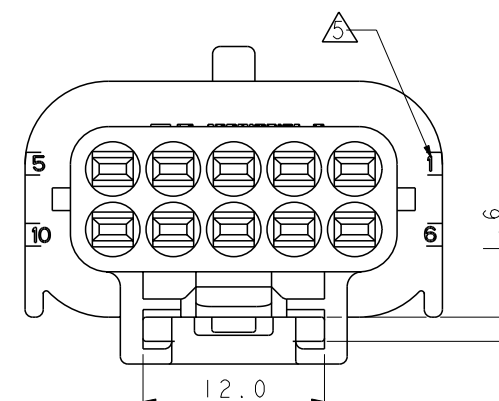
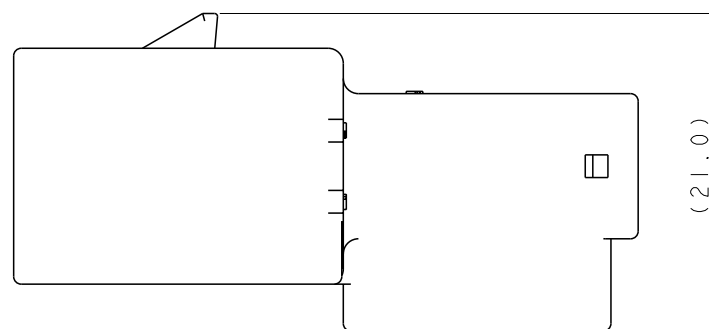
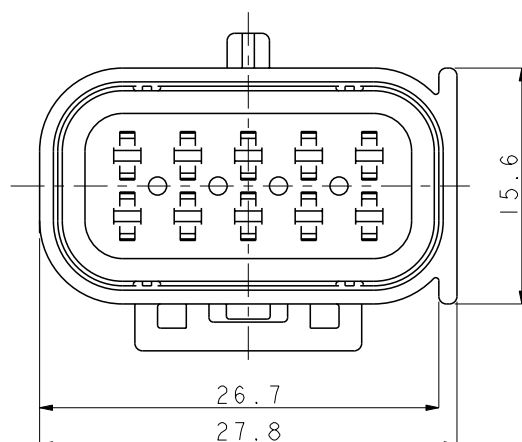


TABLE 3. APPLICABLE DEAD END PLUG

APPLICABLE ASS'Y P/N	△ DEAD END PLUG	COLOR	PART NO.
1-1897726-2	DEAD END PLUG	WHITE	963531-1
		NATURAL	1394132-1
2-1897726-3	DEAD END PLUG	NATURAL	1394132-1

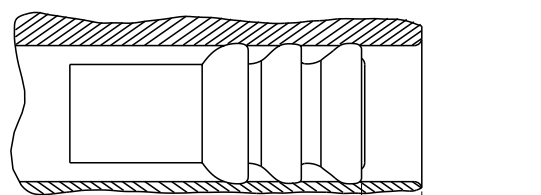
Missing dimension see P/N: 1897725-2

NOTE ;

- GENERAL TOLERANCE : ±0.3, ±3.0°
- APPLICABLE TAB CONTACT : SEE TABLE 1.
- APPLICABLE SINGLE WIRE SEAL : SEE TABLE 2.
- THE MATING REC. HSG ASS'Y P/N : 1897726-2 / 1-1897726-2 / 2-1897726-3
- CIRCUIT NO.
- TAB CONTACT(P/N:1703278) AND SINGLE WIRE SEALS(P/N:2112323-1) SHOULD BE USED TO ONLY MATING REC. HSG ASS'Y(P/N:1-1897726-2).
- DEAD END PLUG INSERTION DEPTH: 1.5mm ±0.5
- APPLICABLE COVER P/N : 2219418-2

△

DEAD END PLUG INSERTION DEPTH: 1.5mm ±0.5



SCALE 5:1

THIS DRAWING IS A CONTROLLED DOCUMENT.

DIMENSIONS:	TOLERANCES UNLESS OTHERWISE SPECIFIED:
mm	
0 PLC	±
1 PLC	±0.5
2 PLC	±0.13
3 PLC	±0.013
4 PLC	±0.0001
ANGLES	±
MATERIAL	FINISH

DWN	SM LEE
CHK	KT LIM
APVD	HG CHO
PRODUCT SPEC	-
APPLICATION SPEC	-
WEIGHT	-

TE Connectivity			
NAME			
MCP1.5 SEALED 10P TAB HSG			
SIZE	CAGE CODE	DRAWING NO	RESTRICTED TO
A300779	C=1897725		-

CUSTOMER DRAWING SCALE 2:1 SHEET 1 OF 1 REV C

Printed on 24 Dec 2020 16:10 from TE244267