


Data sheet | Item number: 289-431

Interface module; Pluggable connector per DIN 41612; 64-pole; Mating connector for solder connection; Vertical mounting; PCB terminal blocks, double-row; with mounting feet; Type C; 2,50 mm²

www.wago.com/289-431



i Picture differs from the item.

Data

Electrical data

Operating voltage	≤30 VAC; ≤50 VDC
Nominal current	1 A
Contact resistance (max.)	20 mΩ

Safety and protection

Rated voltage	50 V
Rated surge voltage	0.8 kV
Pollution degree	2
Protection type	IP00; Notice! Live parts can be easily touched! Protection against direct contact must be provided by the equipment manufacturer, e.g., using a WAGO 709 Series Cover (see "Accessories") or a similar cover. The installation guidelines must be observed for each individual application.

Subject to changes. Please also observe the further product documentation!

WAGO GmbH & Co. KG
Hansastr. 27
32423 Minden
Phone: +49571 887-0 | Fax: +49571 887-169
Email: info.de@wago.com | Web: www.wago.com

Do you have any questions about our products?
We are always happy to take your call at +49 (571) 887-44222.



Connection data

Performance level	2 / 400 mating cycles
-------------------	-----------------------

Connection 1

Connector	Pluggable connector per DIN 41612; Type C; Female connector
Pole number 1	64
Connection type 1	System
Note (conductor cross-section)	12 AWG: THHN, THWN
Mating direction	vertical
For mating connector	with solder contact
Connection type	Pluggable Connector per DIN 41612

Connection 2

Design 2	PCB terminal blocks (double-row)
Pole number 2	64
Connection type 2	Field
Connection technology 2	CAGE CLAMP®
WAGO connector 2	WAGO 236 Series
Solid conductor 2	0.08 ... 2.5 mm ² / 28 ... 12 AWG
Fine-stranded conductor 2	0.08 ... 2.5 mm ² / 28 ... 12 AWG
Strip length 2	5 ... 6 mm / 0.2 ... 0.24 inches

Physical data

Width	187 mm / 7.362 inches
Height	63.5 mm / 2.5 inches
Depth from upper-edge of DIN-rail	21 mm / 0.827 inches

Mechanical Data

Mounting type	DIN-35 rail
Housing design	PCB with mounting feet

Material Data

Contact material (connector)	Copper alloy; gold plated
Fire load	0.081 MJ
Weight	107.8 g

Subject to changes. Please also observe the further product documentation!

Environmental requirements

Ambient temperature (operation)	-20 ... +50 °C
Ambient temperature (storage)	-40 ... +70 °C
Relative humidity	85% (non-condensing)

Commercial data

Product Group	6 (INTERFACE ELECTRONIC)
eCl@ss 10.0	27-14-11-52
eCl@ss 9.0	27-14-11-52
ETIM 8.0	EC002780
ETIM 7.0	EC002780
PU (SPU)	10 (1) pcs
Packaging type	box
Country of origin	DE
GTIN	4045454390037
Customs tariff number	85369010000

Environmental Product Compliance

CAS-No.	7439-92-1
REACH Candidate List Substance	Lead
RoHS Compliance Status	Compliant,With Exemption
RoHS Exemption	6(c) 7(a) 7(c)-I 7(c)-II
SCIP notification number (Bulgaria)	8a263923-a570-4760-bbd7-fd635b8bc2f0
SCIP notification number (Czech Republic)	35dc5230-1e73-410c-9df1-5342e186520c

Optional accessories

Marking accessories

Marking strip



Item no.: 709-196

Marking strips; for laser printer; translucent

www.wago.com/709-196

Subject to changes. Please also observe the further product documentation!

WAGO GmbH & Co. KG

Hansastr. 27


32423 Minden


Phone: +49571 887-0 | Fax: +49571 887-169

Email: info.de@wago.com | Web: www.wago.com


Do you have any questions about our products?

We are always happy to take your call at +49 (571) 887-44222.



	Item no.: 709-178 Marking strips; on reel; 7.5 mm wide; not stretchable; plain; snap-on type; white	www.wago.com/709-178
--	---	--

	Item no.: 709-177 Marking strips; on reel; 7.5 mm wide; not stretchable; plain; snap-on type; translucent	www.wago.com/709-177
--	---	--

Tool

Operating tool		
	Item no.: 210-720 Operating tool; Blade: 3.5 x 0.5 mm; with a partially insulated shaft; multicoloured	www.wago.com/210-720

Mounting

Cover carrier		
	Item no.: 709-167 Cover carrier; Type 1; incl. fixing/retaining screws and knurled nut; suitable for 279 to 282 and 880 Series rail-mounted terminal blocks; suitable for 264 Series miniature rail-mounted terminal blocks; suitable for 270 Series sensor and actuator terminal blocks; gray	www.wago.com/709-167
Cover		
	Item no.: 709-153 Cover; Type 1; suitable for cover carrier, type 1; 1 m long; transparent	www.wago.com/709-153

Downloads

Documentation

Bid Text

289-431 X81 - Datei	2019 Feb 19	xml 3.5 kB	Download
289-431 doc - Datei	2015 Feb 9	doc 26.6 kB	Download

Instruction Leaflet

		pdf 1.3 MB	Download
--	--	---------------	----------

Additional Information

Disposal and Recycling Electrical and electronic equipment, Batteries, Packaging	V 1.1.0 2022 Aug 18	pdf 2.2 MB	Download
---	------------------------	---------------	----------

Subject to changes. Please also observe the further product documentation!

CAD/CAE-Data

CAE data

WSCAD Universe 289-431	URL	Download
EPLAN Data Portal 289-431	URL	Download


Environmental Product Compliance

Compliance Search


Environmental Product Compliance 289-431	URL	Download
Interface module; Pluggable connector per DIN 41612; 64-pole; Mating connector for solder connection; Vertical mounting; PCB terminal blocks, double-row; with mounting feet; Type C; 2,50 mm ²		

Installation Notes

Conductor termination



Conductor termination – screwdriver actuation parallel to conductor entry



Conductor termination – screwdriver actuation perpendicular to conductor entry

Subject to changes. Please also observe the further product documentation!