

# Customer Information Sheet

DRAWING No.: M20-616XX05

SHEET 2 OF 2

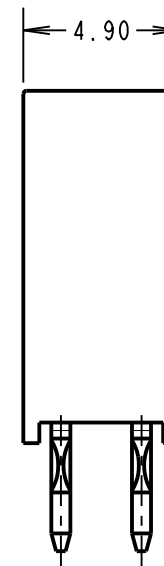
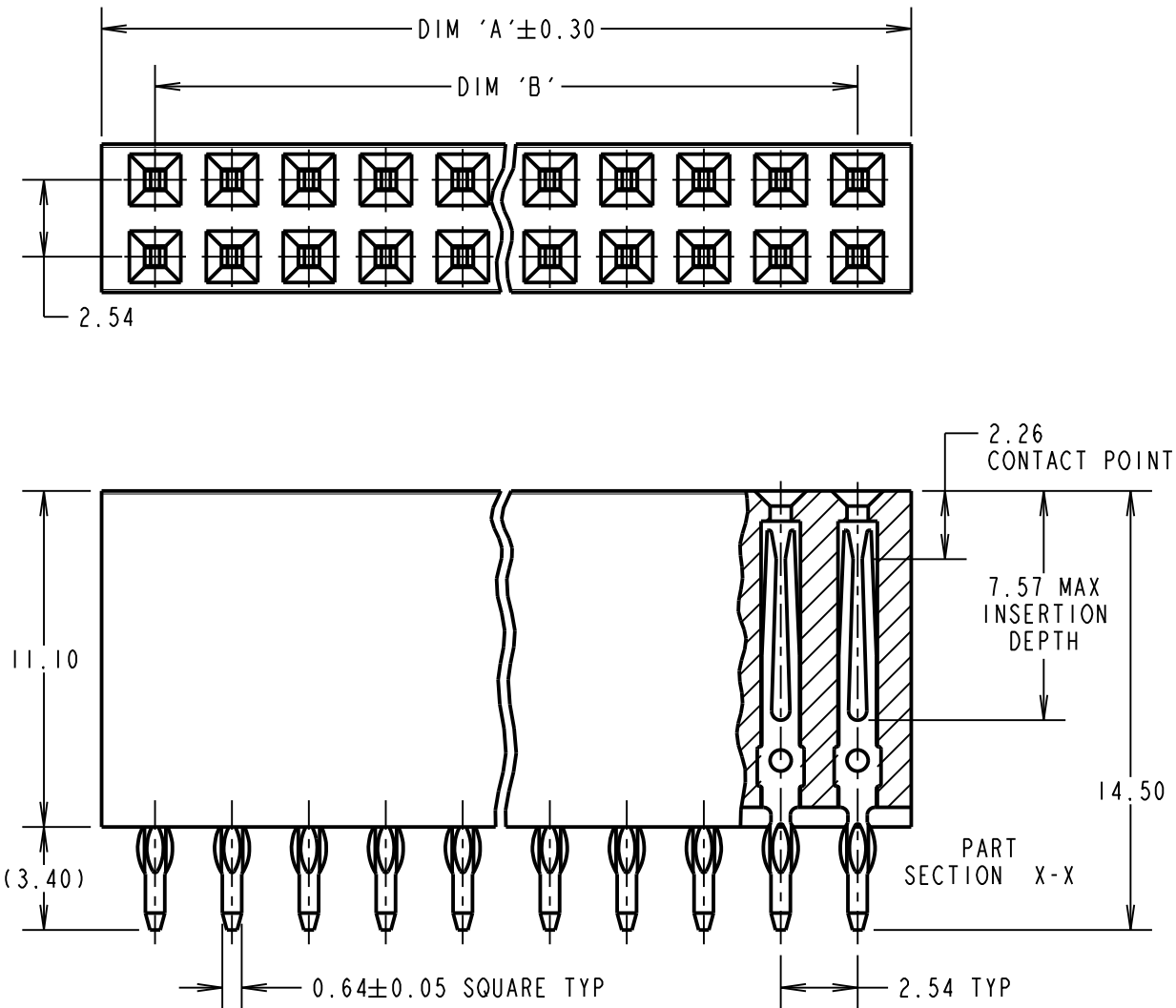
IF IN DOUBT - ASK

©

NOT TO SCALE

THIRD ANGLE PROJECTION

ALL DIMENSIONS IN mm



**NOTES:**

1. ALL TOLERANCES ARE  $\pm 0.20$  UNLESS OTHERWISE STATED.
2. RECOMMENDED PCB PLATED-THROUGH HOLE SIZE:  
 DRILLED HOLE =  $\varnothing 1.15 \pm 0.02$ mm,  
 PLATING THICKNESSES = 25-75 $\mu$ m COPPER, 3 $\mu$ m MIN NICKEL/GOLD,  
 FINAL PLATED HOLE =  $\varnothing 1.09$ -1.00mm.

**SPECIFICATIONS:**

**MATERIAL:**

MOULDING = PPS UL94V-0 BLACK  
 CONTACTS = PHOSPHOR BRONZE

**FINISH:**

CONTACTS = 0.25 $\mu$ m GOLD OVER NICKEL

**ELECTRICAL:**

CURRENT RATING = 1A MAX  
 VOLTAGE RATING = 12V DC  
 CONTACT RESISTANCE = 30m $\Omega$  MAX  
 INSULATION RESISTANCE = 5,000M $\Omega$  MIN  
 DIELECTRIC STRENGTH = 1000V AC FOR ONE MINUTE

**MECHANICAL:**

DURABILITY = 10 OPERATIONS (MATING), 3 OPERATIONS (BOARD)  
 INSERTION FORCE (MATING) = 2N/PIN MAX  
 WITHDRAWAL FORCE (MATING) = 0.25N/PIN  
 INSERTION FORCE (BOARD) = 80N/PIN MAX  
 WITHDRAWAL FORCE (BOARD) = 20N/PIN

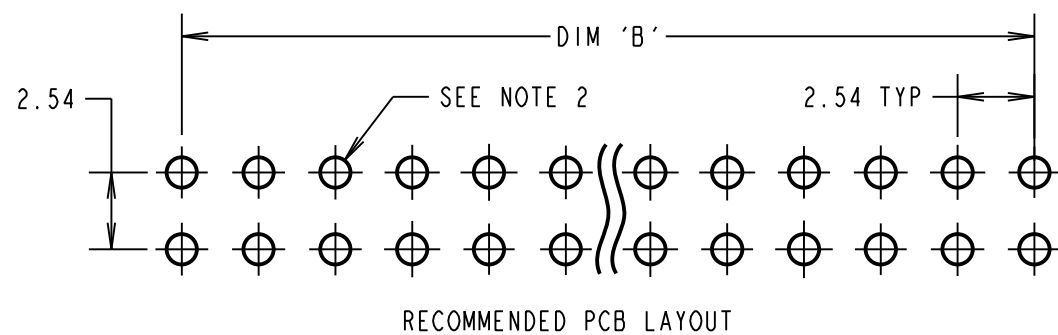
**ENVIRONMENTAL:**

TEMPERATURE RANGE = -55°C TO +105°C

**PACKING:**

TUBE

FOR COMPLETE SPECIFICATION, SEE COMPONENT SPECIFICATION C039XX (LATEST ISSUE)



PART No.	No. OF WAYS	DIM 'A'	DIM 'B'
M20-6162005	20+20	51.82	48.26
M20-6163205	32+32	82.30	78.74

ORDER CODE:  
**M20-616XX05**

No. OF CONTACTS PER ROW: 20, 32

FINISH: 05 = GOLD ALL OVER NICKEL

FM	4	16.04.18	21227
NAME	ISS.	DATE	C/NOTE
APPROVED: F. MCGOWAN			
CHECKED: M. PLESTED			
DRAWN: W. J. BOURNE			
CUSTOMER REF.:			
ASSEMBLY DRG:			

**HARWIN**

www.harwin.com  
 technical@harwin.com

THIS DRAWING AND ANY INFORMATION OR DESCRIPTIVE MATTER SET OUT HEREON ARE CONFIDENTIAL AND COPYRIGHT PROPERTY OF THE HARWIN GROUP AND MUST NOT BE DISCLOSED, LOANED, COPIED OR USED FOR MANUFACTURING, TENDERING OR FOR ANY OTHER PURPOSE WITHOUT THEIR WRITTEN PERMISSION.

**TOLERANCES**

X. =  $\pm 1$ mm  
 X.X =  $\pm 0.50$ mm  
 X.XX =  $\pm 0.10$ mm  
 X.XXX =  $\pm 0.05$ mm  
 ANGLES =  $\pm 5^\circ$   
 UNLESS STATED

**MATERIAL:**

SEE ABOVE

**FINISH:**

SEE ABOVE

**S/AREA:**

mm<sup>2</sup>

**TITLE:**

PC104 PRESS-FIT CONNECTOR (NON-STACKTHROUGH)

**DRAWING NUMBER:**

**M20-616XX05**

SHT 2 OF 2